



US00D745745S

(12) **United States Design Patent**  
**Bonzagni et al.**

(10) **Patent No.:** **US D745,745 S**

(45) **Date of Patent:** **\*\* Dec. 15, 2015**

(54) **GOLF GLOVE**

(71) Applicant: **Acushnet Company**, Fairhaven, MA  
(US)

(72) Inventors: **Maria A. Bonzagni**, Marshfield, MA  
(US); **Sakolwan Kawiya**, Sriracha (TH);  
**Supattra Chongjaroen**, Phapradang  
(TH); **Donald F. Zabkar, Jr.**, Newport,  
RI (US); **M. L. Poramats Voravan**,  
North Prakanong Wattana (TH)

(73) Assignee: **Acushnet Company**, Fairhaven, MA  
(US)

(\*\*) Term: **14 Years**

(21) Appl. No.: **29/512,295**

(22) Filed: **Dec. 18, 2014**

(51) **LOC (10) Cl.** ..... **02-06**

(52) **U.S. Cl.**  
USPC ..... **D29/116.2**

(58) **Field of Classification Search**  
USPC ..... D2/610, 616, 617, 618, 619, 621, 623;  
D29/113, 114, 115, 116.2, 117.1,  
D29/117.2, 122, 123  
CPC ... A41D 13/08; A41D 19/00; A41D 19/0034;  
A41D 19/0015; A41D 19/01523; A41D  
19/01547; A41D 19/01552; A41D 19/01558;  
A63B 71/14; A63B 71/143; A63B 71/146  
See application file for complete search history.

(56) **References Cited**

**U.S. PATENT DOCUMENTS**

D391,037 S *	2/1998	Redwood et al. ....	D29/116.2
D424,784 S	5/2000	Redwood et al.	
D426,922 S	6/2000	Redwood et al.	
D431,691 S	10/2000	Redwood et al.	
D471,674 S *	3/2003	Redwood et al. ....	D29/116.2
D474,863 S *	5/2003	Sun .....	D29/123
D497,456 S	10/2004	Sun	
D525,394 S	7/2006	Litke et al.	

D529,665 S *	10/2006	Litke et al. ....	D29/123
D530,058 S *	10/2006	Kishihara et al. ....	D2/623
D554,808 S *	11/2007	Litke et al. ....	D29/123
D639,512 S *	6/2011	Widdemer et al. ....	D29/116.2
D645,228 S *	9/2011	Ash et al. ....	D2/617
D649,326 S *	11/2011	Pontiff .....	D2/613
8,397,313 B2 *	3/2013	Bevier .....	2/159
D700,747 S	3/2014	Litke	
2008/0201822 A1 *	8/2008	Oshima et al. ....	2/161.3

\* cited by examiner

*Primary Examiner* — Karen E. Eldridge Powers

*Assistant Examiner* — Jasmine Mlinarcik

(74) *Attorney, Agent, or Firm* — Daniel W. Sullivan

(57) **CLAIM**

The ornamental design for a golf glove, as shown and described.

**DESCRIPTION**

FIG. 1 is a top perspective view of the golf glove of this invention;

FIG. 2 is an elevation view of a closed finger-tip end portion of the golf glove of this invention;

FIG. 3 is a medial side elevation view of the golf glove of this invention;

FIG. 4 is a plan view of a back portion of the golf glove of this invention;

FIG. 5 is an elevation view of an open wrist end portion of the golf glove of this invention;

FIG. 6 is a plan view of a front portion of the golf glove of this invention; and,

FIG. 7 is a lateral side elevation view of the golf glove of this invention.

The thicker, shorter-incremented broken lines shown on the shaded surface of the glove depict stitching and form a part of the claimed design. The thinner, longer-incremented broken lines that depict a logo within a hollow circle on the fastening tab represent unclaimed features of the article in which the claimed design is embodied. The broken line illustrated within the interior portion of the glove represents the bounds of the claim and does not form part of the claimed design.

**1 Claim, 4 Drawing Sheets**

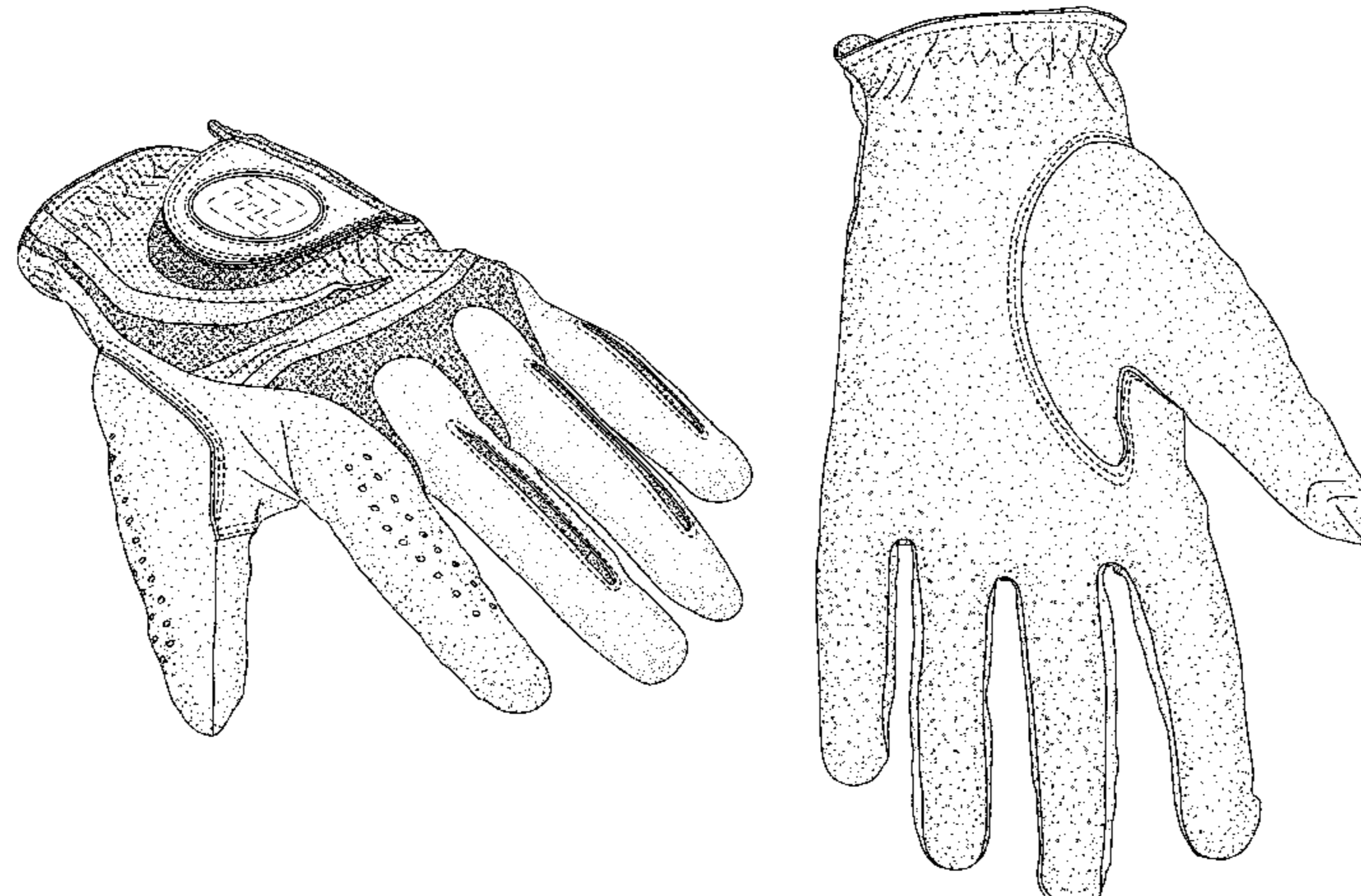


FIG. 1

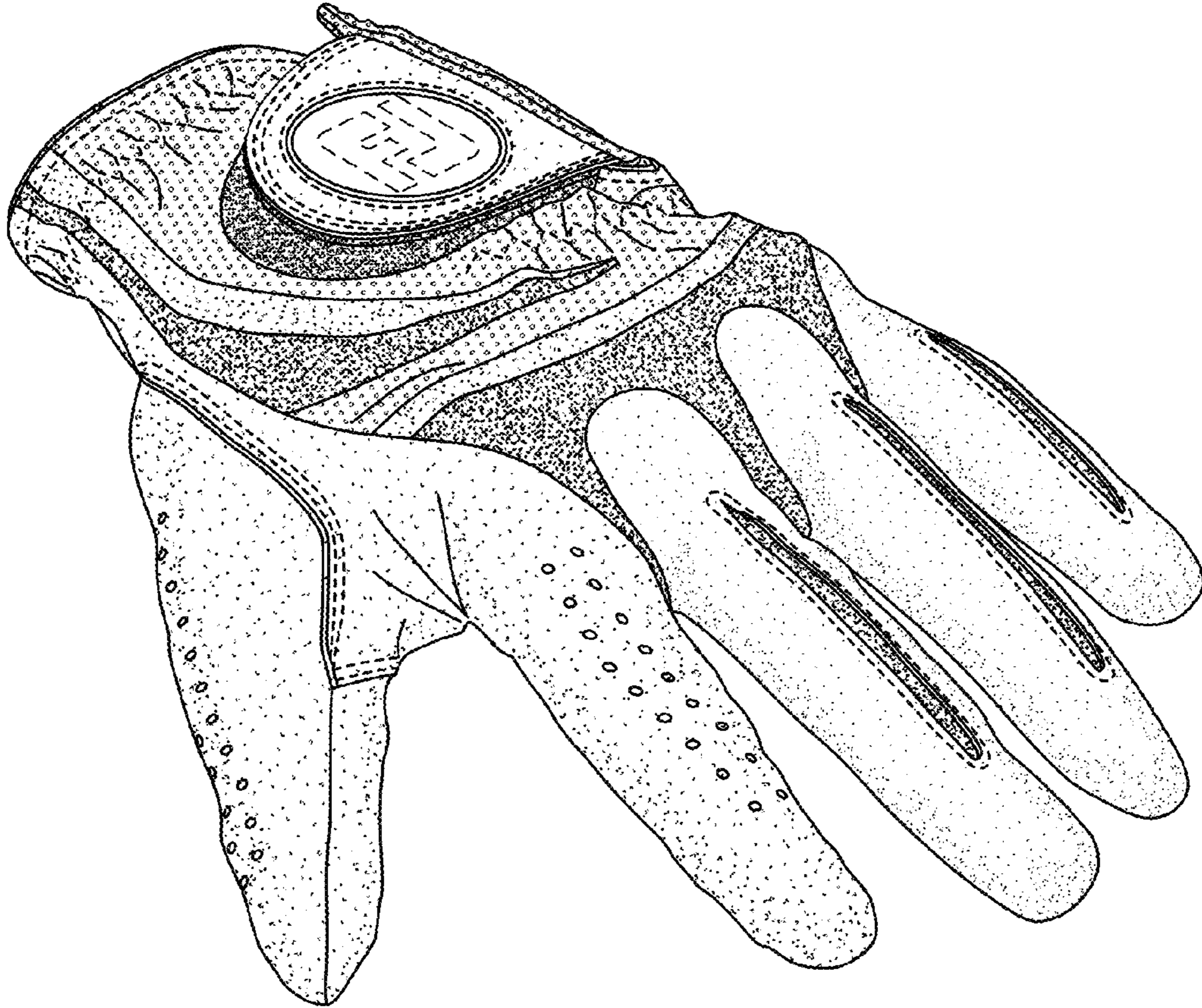
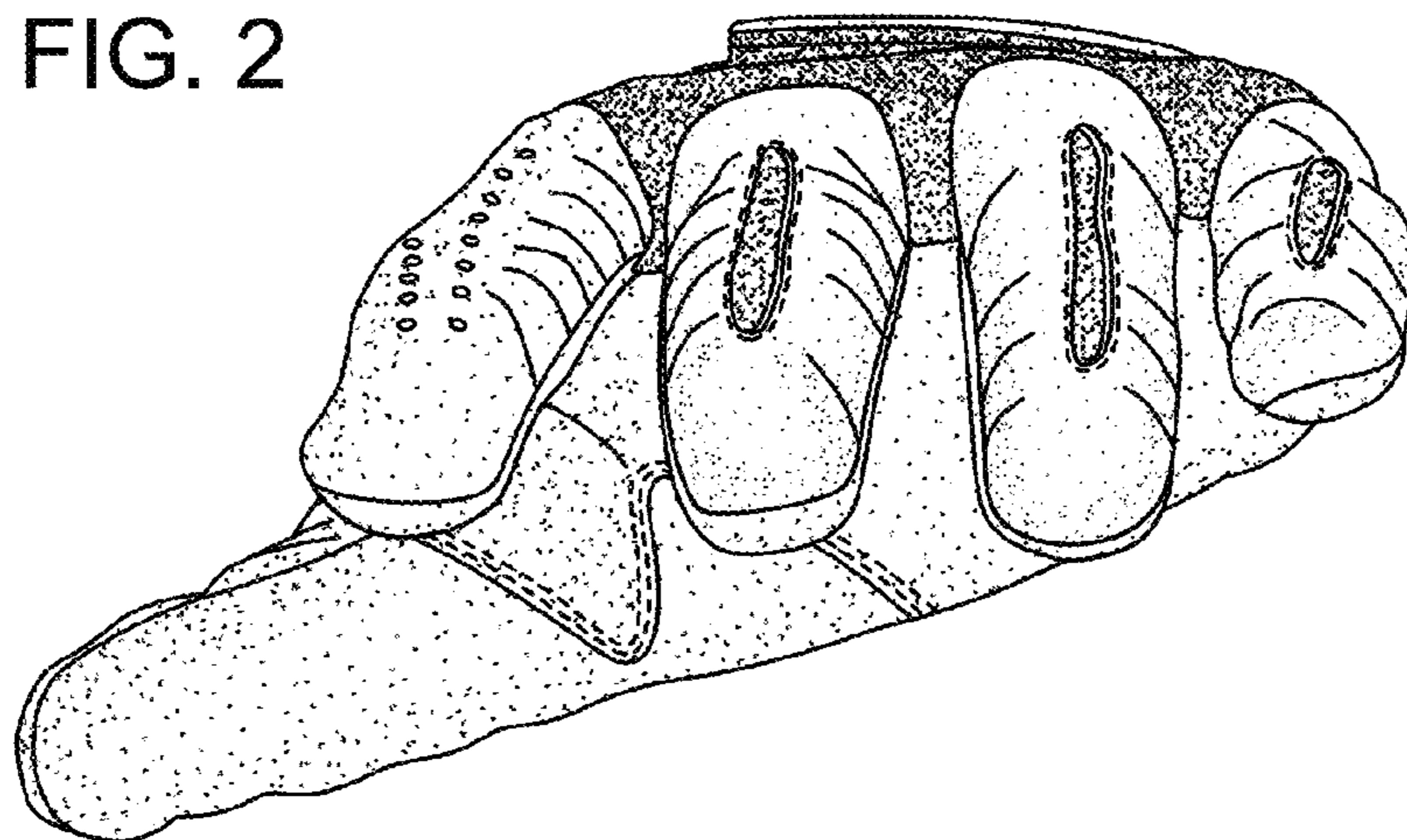


FIG. 2



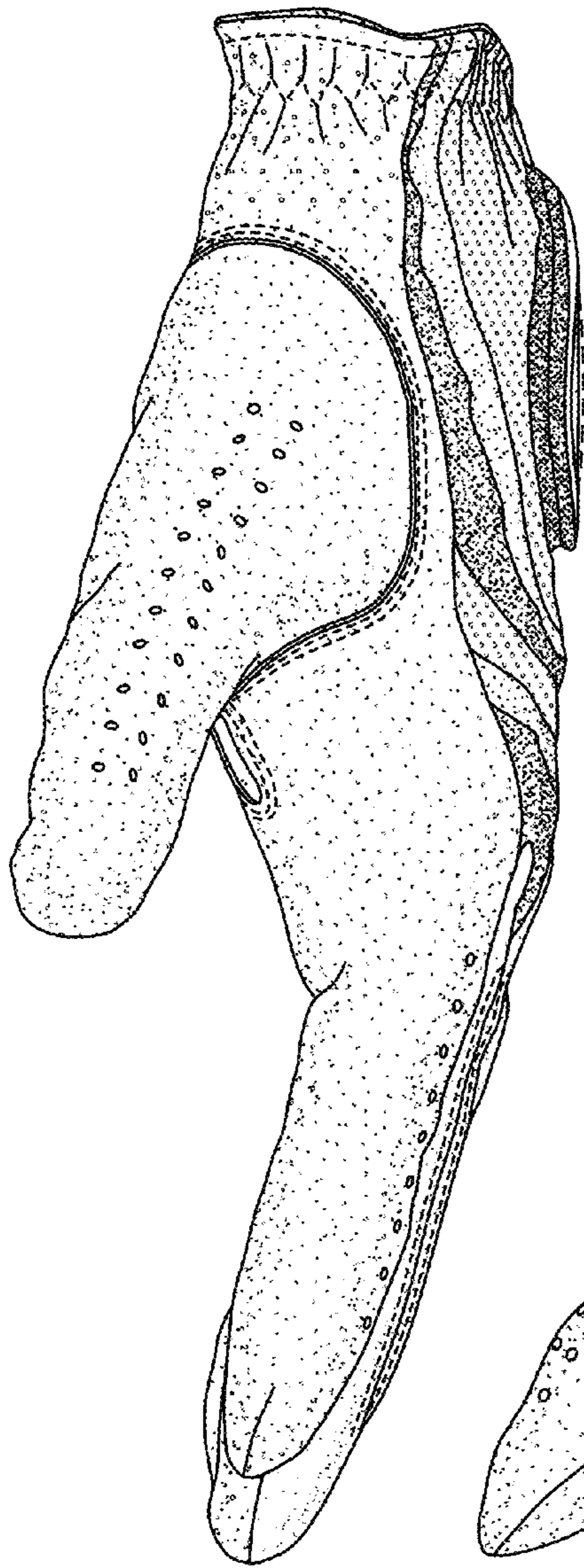
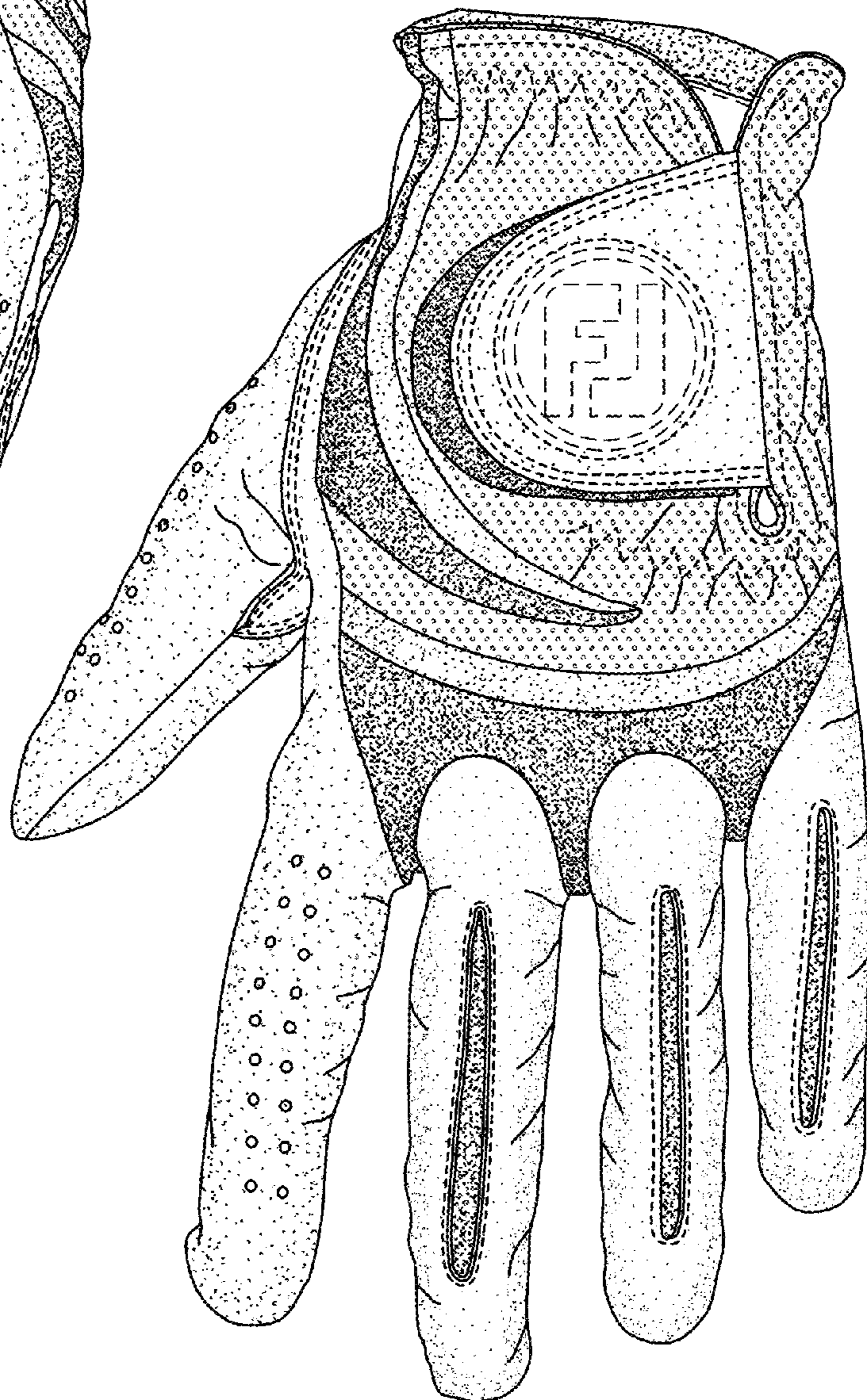


FIG. 3

FIG. 4



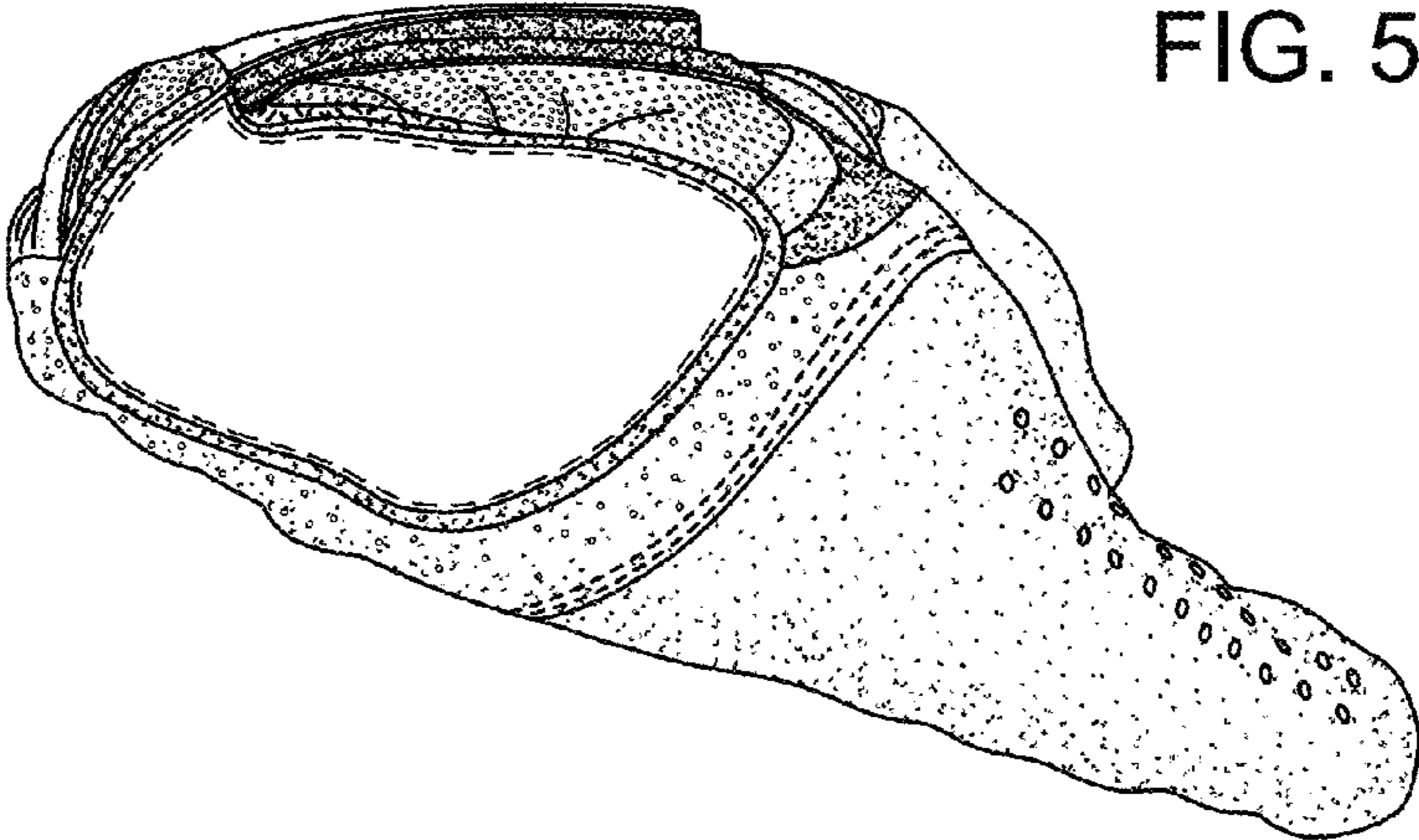


FIG. 5

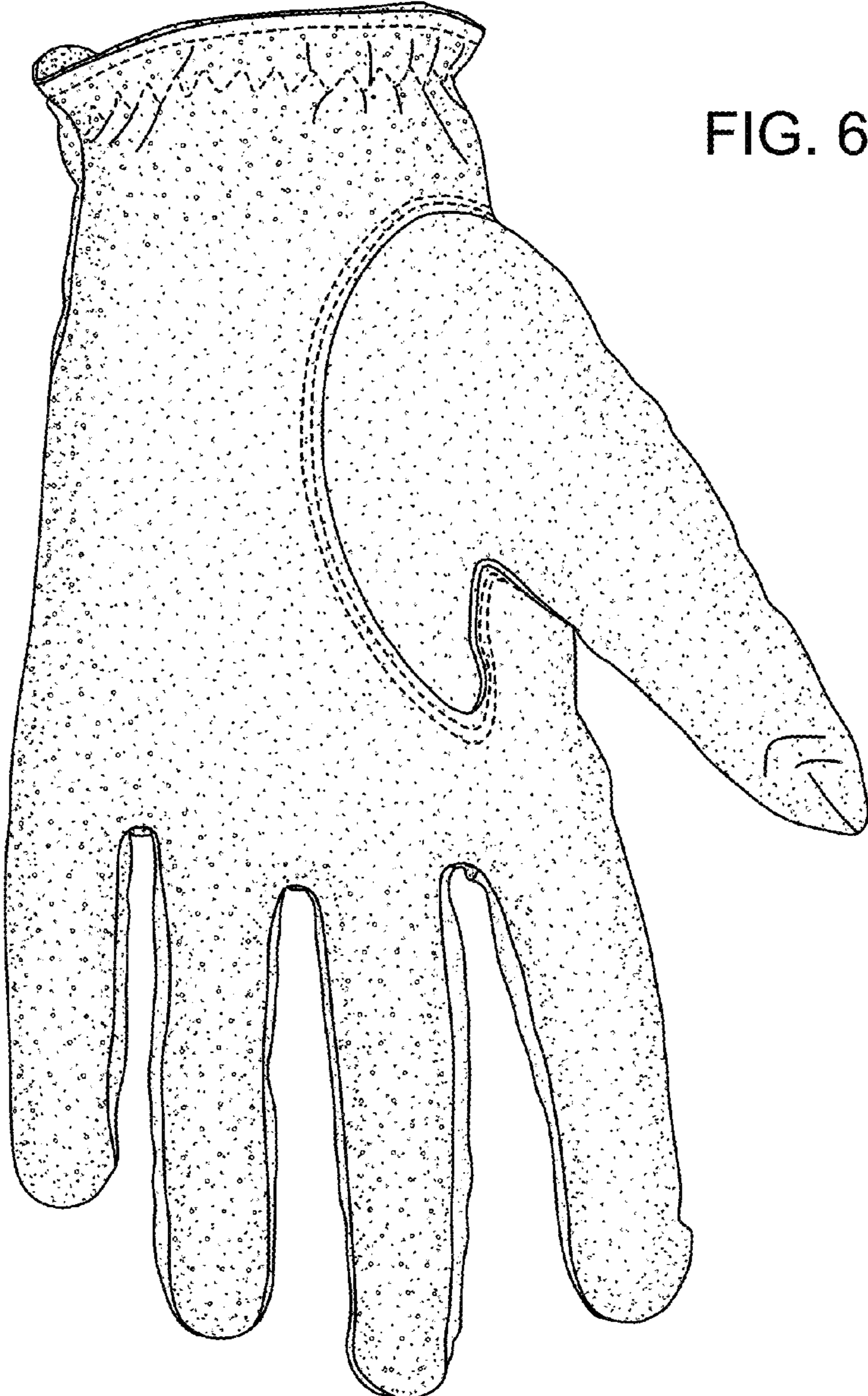


FIG. 6

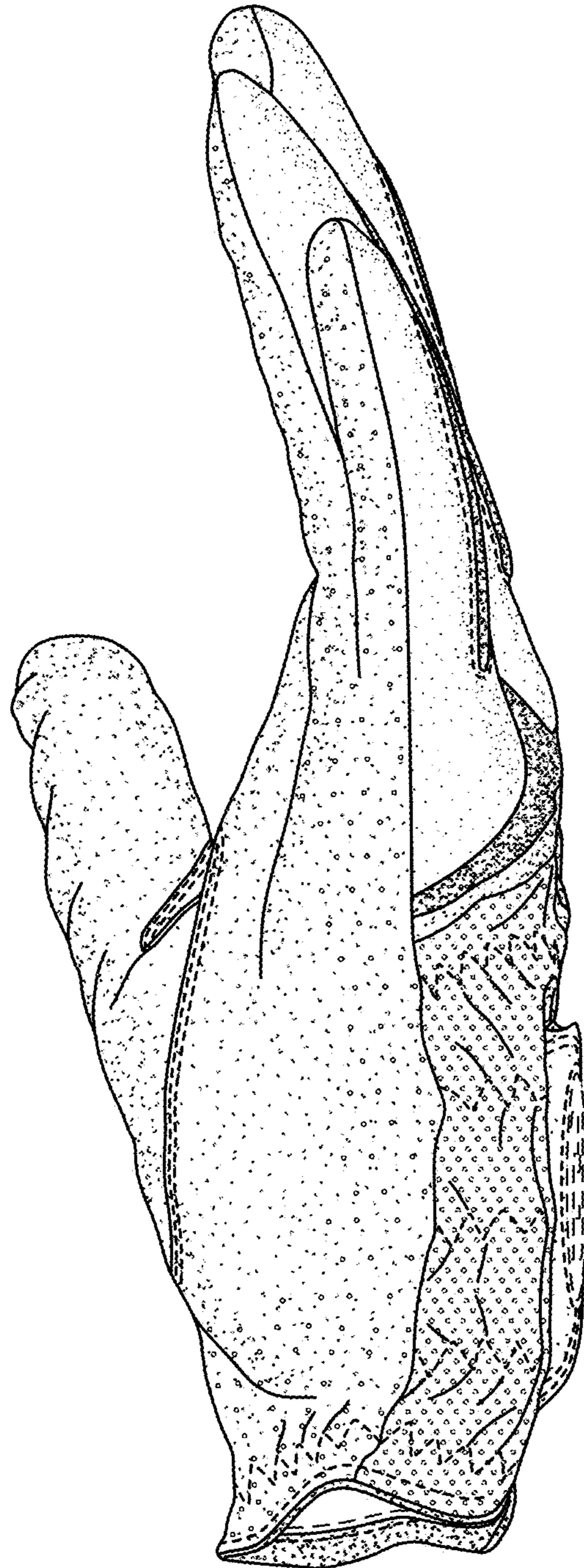


FIG. 7