



US00D745736S

(12) **United States Design Patent**  
**May**

(10) **Patent No.:** **US D745,736 S**  
(45) **Date of Patent:** **\*\* Dec. 15, 2015**

(54) **ILLUMINATING ASSEMBLY**

(71) Applicant: **Michael W. May**, Lakewood, IL (US)

(72) Inventor: **Michael W. May**, Lakewood, IL (US)

(\*\*) Term: **14 Years**

(21) Appl. No.: **29/488,400**

(22) Filed: **Apr. 18, 2014**

**Related U.S. Application Data**

(63) Continuation-in-part of application No. 13/440,423, filed on Apr. 5, 2012, now Pat. No. 8,702,265.

(51) **LOC (10) Cl.** ..... **26-99**

(52) **U.S. Cl.**  
USPC ..... **D26/122**

(58) **Field of Classification Search**  
USPC ..... D26/9, 10, 12, 13, 15, 16, 51, 61, 72,  
D26/76, 80, 81, 85, 86, 88, 90, 113, 118,  
D26/119, 120, 122, 128, 129, 138, 143,  
D26/144; D13/180; D10/93, 114  
See application file for complete search history.

(56) **References Cited**

**U.S. PATENT DOCUMENTS**

1,516,721	A *	11/1924	Emery	470/19
1,941,079	A *	12/1933	Exelmans	362/224
2,628,800	A *	2/1953	Kindorf et al.	248/72
3,087,982	A *	4/1963	Hayes	174/546
3,131,871	A *	5/1964	Foulds	362/146
3,404,268	A *	10/1968	Fowler	362/382
D246,930	S *	1/1978	Win	D26/152
4,115,230	A *	9/1978	Beckman	204/431
4,156,553	A *	5/1979	Ammon et al.	439/873
5,106,103	A *	4/1992	Fiore	273/459
5,434,762	A *	7/1995	Shemitz	362/225
D397,481	S *	8/1998	Schafer	D26/85
D421,815	S *	3/2000	Herst et al.	D26/76
D430,326	S *	8/2000	Littman	D26/85
6,107,572	A *	8/2000	Miyazaki	174/75 C

(Continued)

**FOREIGN PATENT DOCUMENTS**

WO 2013/121580 A1 8/2013

**OTHER PUBLICATIONS**

<http://winlights.com/fluorescent-lighting/recessed-fluorescent-lighting-2-by-2.php>, Jul. 2, 2010.\*

(Continued)

*Primary Examiner* — Kevin Rudzinski

*Assistant Examiner* — Sean D Lough

(74) *Attorney, Agent, or Firm* — Fitch, Even, Tabin & Flannery LLP

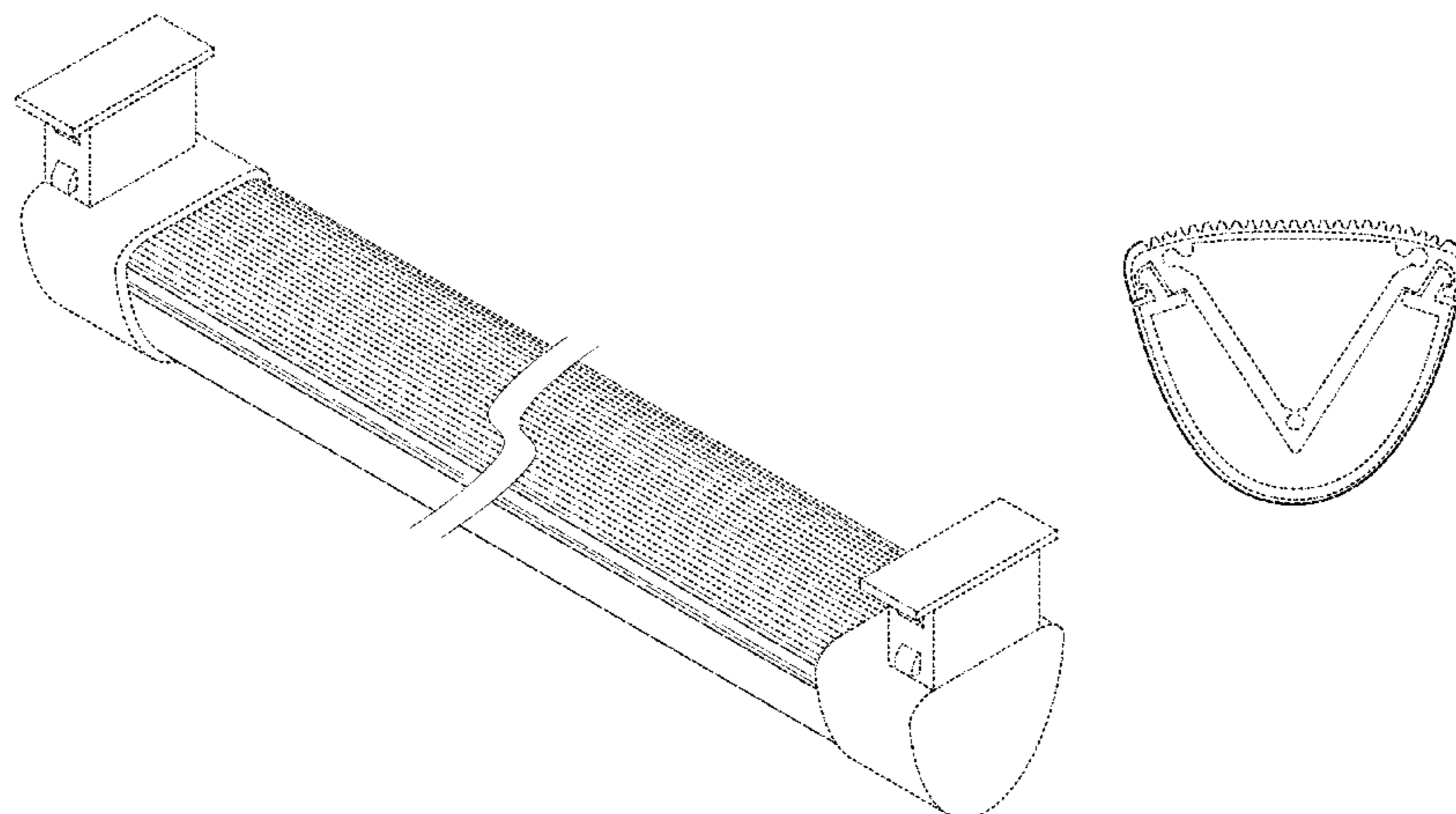
(57) **CLAIM**

The ornamental design for an illuminating assembly, substantially as shown and described.

**DESCRIPTION**

FIG. 1 is a top, side, and end perspective view thereof; FIG. 2 is an enlarged, end elevation view thereof with the end cap connector assembly removed for greater clarity in depicting the lines constituting the claimed design; FIG. 3 is a side elevation view thereof; FIG. 4 is a top view thereof; and, FIG. 5 is a bottom view thereof. The view from the end opposite that in FIG. 2 is the same as that in FIG. 2. The view from the side opposite that in FIG. 3 is the same as that in FIG. 3. The broken lines (where present) in all Figs. illustrate portions of the illuminating assembly that form no part of the claimed design. The broken line in FIG. 2 immediately adjacent to the solid line illustrate a boundary line, with the broken lines as well as the area within the broken line immediately adjacent to the solid line forming no part of the claimed design.

**1 Claim, 3 Drawing Sheets**



(56)

References Cited

U.S. PATENT DOCUMENTS

D438,326 S \* 2/2001 Kan ..... D26/76  
 6,231,046 B1 \* 5/2001 Tien ..... 273/108.52  
 6,231,373 B1 5/2001 Daoud  
 6,257,735 B1 \* 7/2001 Baar ..... 362/260  
 D459,012 S \* 6/2002 Shemitz et al. .... D26/76  
 D459,517 S \* 6/2002 Shemitz et al. .... D26/76  
 D500,883 S \* 1/2005 Herst et al. .... D26/118  
 D500,884 S \* 1/2005 O'Rourke ..... D26/138  
 D503,009 S \* 3/2005 Salman ..... D26/138  
 D523,165 S \* 6/2006 Schultz ..... D26/76  
 D543,305 S \* 5/2007 Wang ..... D26/60  
 D565,785 S \* 4/2008 Kerr ..... D26/113  
 D574,105 S \* 7/2008 Shuai et al. .... D26/88  
 D575,898 S \* 8/2008 Tran et al. .... D26/113  
 D581,569 S \* 11/2008 Levine ..... D26/61  
 D589,199 S \* 3/2009 Pedersen ..... D26/85  
 D605,343 S \* 12/2009 Watt ..... D26/118  
 D607,145 S \* 12/2009 Yu ..... D26/140  
 D616,382 S \* 5/2010 Lin et al. .... D13/179  
 D627,095 S \* 11/2010 Miyairi et al. .... D26/120  
 D634,470 S \* 3/2011 Hsieh ..... D26/118  
 D642,326 S \* 7/2011 Leadford et al. .... D26/138  
 D649,282 S \* 11/2011 McDonald et al. .... D26/118  
 D654,208 S \* 2/2012 Marquardt et al. .... D26/85  
 8,186,847 B2 \* 5/2012 Hu et al. .... 362/225  
 8,287,144 B2 \* 10/2012 Pedersen et al. .... 362/217.01  
 D682,463 S \* 5/2013 Bernard ..... D26/140  
 D698,075 S \* 1/2014 Klus ..... D26/138

D701,639 S \* 3/2014 Maxik et al. .... D26/138  
 2002/0096347 A1 \* 7/2002 Pyron ..... 174/50  
 2010/0039813 A1 \* 2/2010 Sloan et al. .... 362/246  
 2010/0079075 A1 \* 4/2010 Son ..... 315/152  
 2010/0254148 A1 \* 10/2010 Huang et al. .... 362/373  
 2011/0280020 A1 \* 11/2011 Chen et al. .... 362/294  
 2012/0049739 A1 3/2012 Clough  
 2012/0069557 A1 3/2012 Bolscher  
 2013/0141906 A1 \* 6/2013 Wang et al. .... 362/235  
 2013/0258668 A1 \* 10/2013 Dellian et al. .... 362/249.02  
 2013/0279160 A1 \* 10/2013 Myers et al. .... 362/224  
 2013/0343037 A1 12/2013 Alexander  
 2014/0268752 A1 \* 9/2014 Werr et al. .... 362/235

OTHER PUBLICATIONS

NPL date for Nu Vue Induction Lighting from TinEye, image post date Nov. 5, 2014, site visited Nov. 5, 2014, (online), <<https://www.tineye.com/search/184220bbe3b4f343f4de9fce01662c4b5b9be1c8/?pluginver=>>>.\*  
 Trapets by Note Design Studio for Zero, image post date Mar. 16, 2012, site visited Nov. 7, 2014, (online), <<http://theluxhome.com/stylish-eco-fluorescent-tube-lighting-trapets-by-note-design-studio-for-zero/>>>.\*  
 Notification of Transmittal of the International Search Report and the Written Opinion of the International Searching Authority, or the Declaration from the International Bureau of WIPO for related International Application No. PCT/US15/26409, dated Jul. 30, 2015, 17 pages.

\* cited by examiner

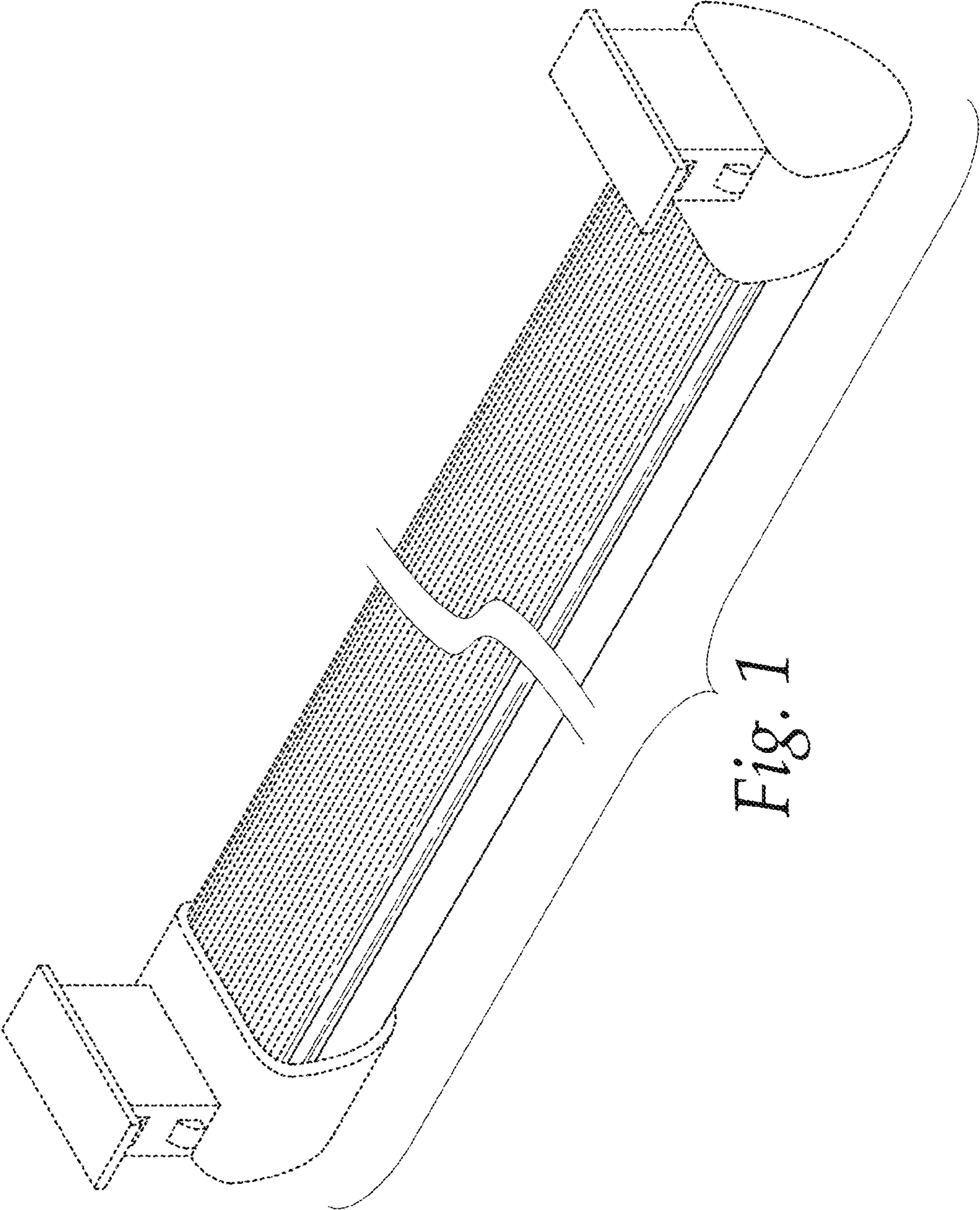
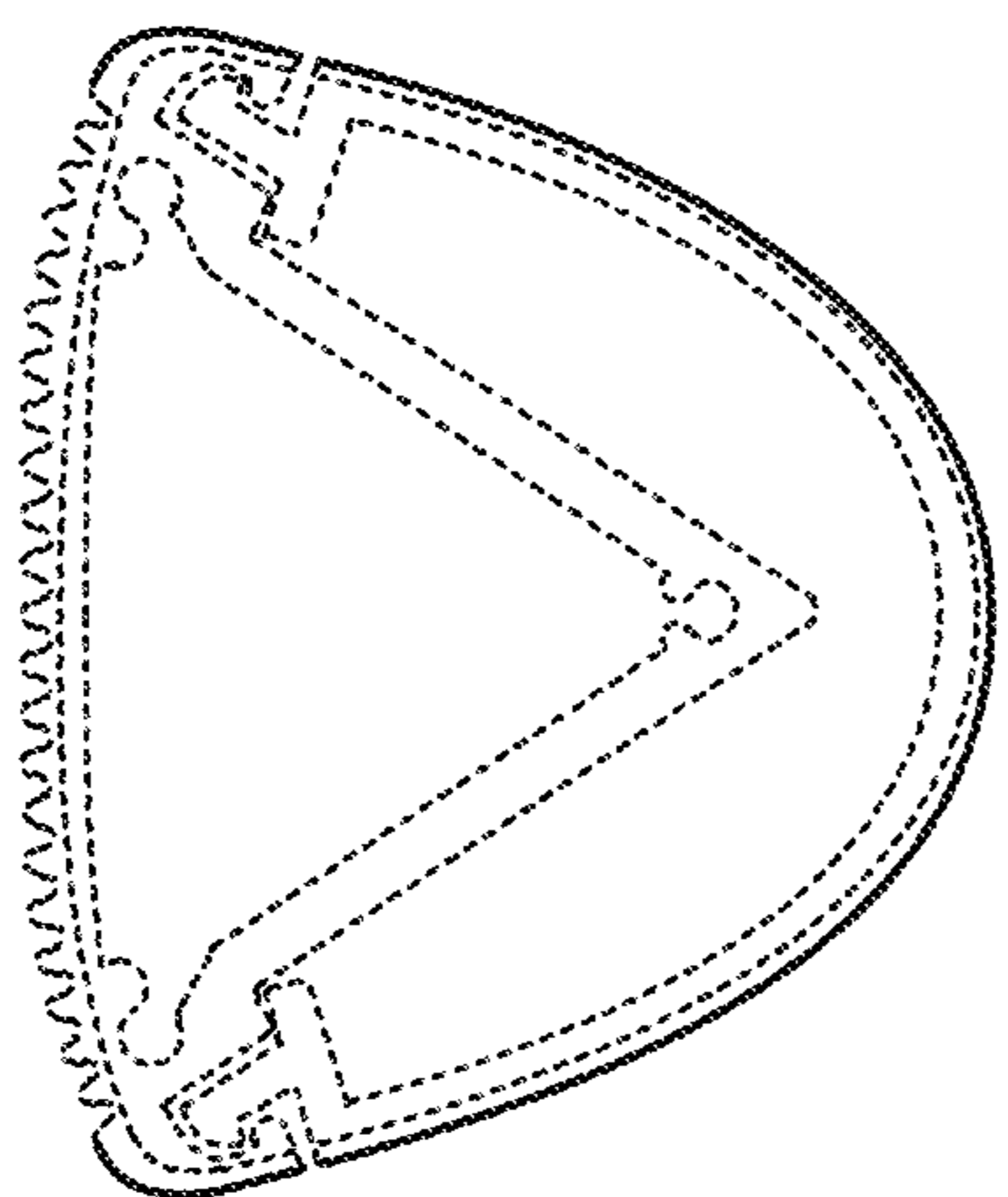
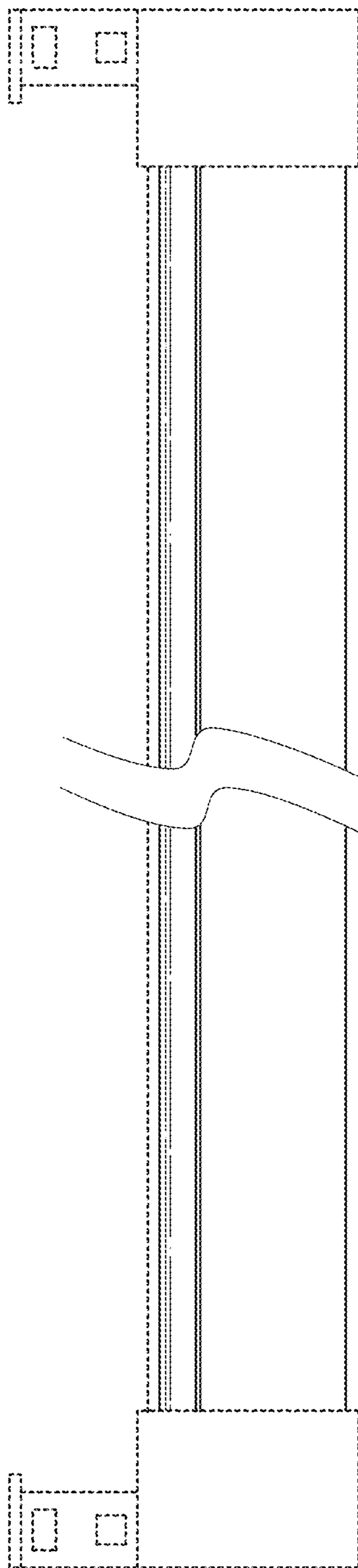


Fig. 1



*Fig. 2*



*Fig. 3*

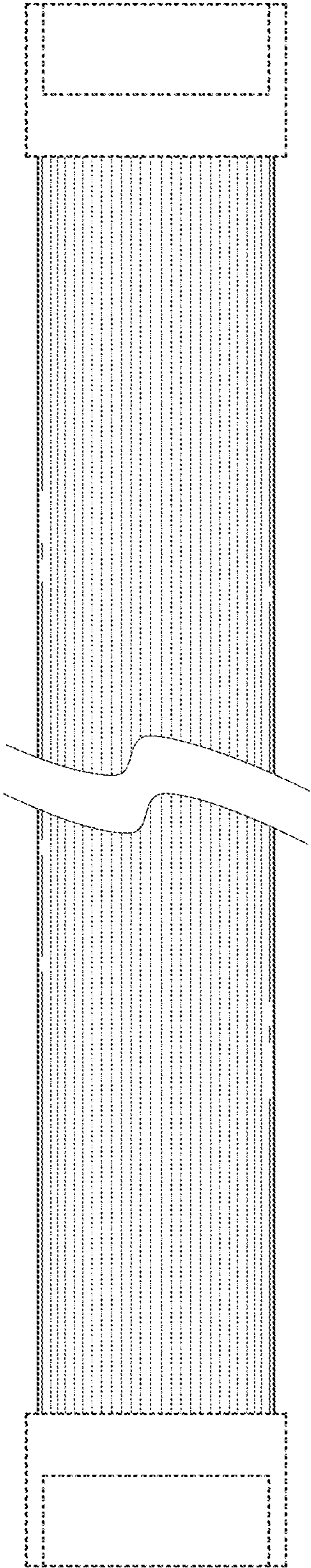


Fig. 4

Fig. 5

