



US00D745734S

(12) **United States Design Patent**  
**Chen**

(10) **Patent No.:** **US D745,734 S**

(45) **Date of Patent:** **\*\* Dec. 15, 2015**

(54) **LIGHT**

(71) Applicant: **ZhongShan Winstar Electrical Co., Ltd.**, Zhongshan, Guangdong (CN)

(72) Inventor: **Xue Chen**, Zhongshan (CN)

(73) Assignee: **ZHONGSHAN WINSTAR ELECTRICAL CO., LTD.**, Zhongshan (CN)

(\*\*) Term: **14 Years**

(21) Appl. No.: **29/506,036**

(22) Filed: **Oct. 13, 2014**

(30) **Foreign Application Priority Data**

Sep. 18, 2014 (CN) ..... 2014 3 0345024

(51) **LOC (10) Cl.** ..... **26-03**

(52) **U.S. Cl.**  
USPC ..... **D26/89**

(58) **Field of Classification Search**  
USPC ..... D26/72, 80, 82, 83, 84, 85, 86, 89, 118, D26/120, 128-137  
CPC ..... F21S 8/03; F21S 8/033; F21S 8/04; F21V 3/04; F21V 3/0418; F21V 3/0427; F21V 3/0436; F21V 3/0445; F21V 21/02; F21V 21/03; F21V 29/506; F21V 3/049; F21V 5/045; F21V 7/04; F21V 11/06

See application file for complete search history.

(56) **References Cited**

U.S. PATENT DOCUMENTS

D80,914 S *	4/1930	Schaffer .....	D26/130
D190,827 S *	7/1961	Phillips .....	D26/89
D197,187 S *	12/1963	Lasker .....	2/12
D280,446 S *	9/1985	Ishii .....	D26/130
D346,455 S *	4/1994	Mayr .....	D26/2
5,567,037 A *	10/1996	Ferber .....	A44C 15/0015 2/905
D426,901 S *	6/2000	Huang .....	D26/4
D501,262 S *	1/2005	Kling .....	D26/2
D534,670 S *	1/2007	Chengfeng .....	D26/37
D636,114 S *	4/2011	De Lucchi .....	D26/128
D638,570 S *	5/2011	Verelst .....	D26/90
D687,592 S *	8/2013	Park .....	D26/118
D689,213 S *	9/2013	Chyan .....	D26/2
D699,388 S *	2/2014	Park .....	D26/129
D729,970 S *	5/2015	Jepson .....	D26/89

\* cited by examiner

*Primary Examiner* — Clare E Heflin

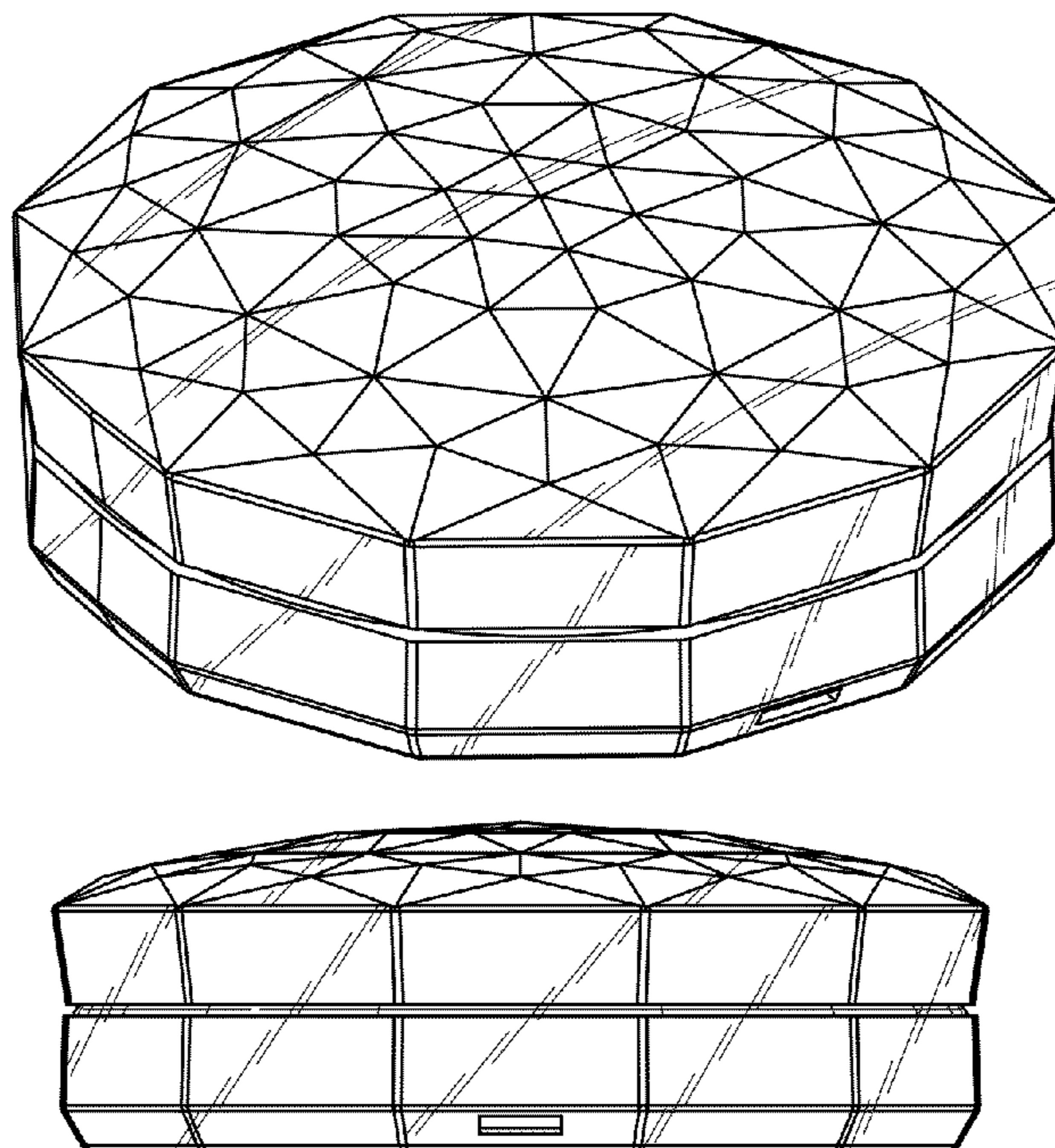
(57) **CLAIM**

The ornamental design for a light, as shown and described.

**DESCRIPTION**

FIG. 1 is a first perspective view of a light showing my new design;  
FIG. 2 is a second perspective view thereof;  
FIG. 3 is a front elevational view thereof;  
FIG. 4 is a rear elevational view thereof;  
FIG. 5 is a left side view thereof;  
FIG. 6 is a right side view thereof;  
FIG. 7 is a top plan view thereof; and,  
FIG. 8 is a bottom plan view thereof.

**1 Claim, 4 Drawing Sheets**



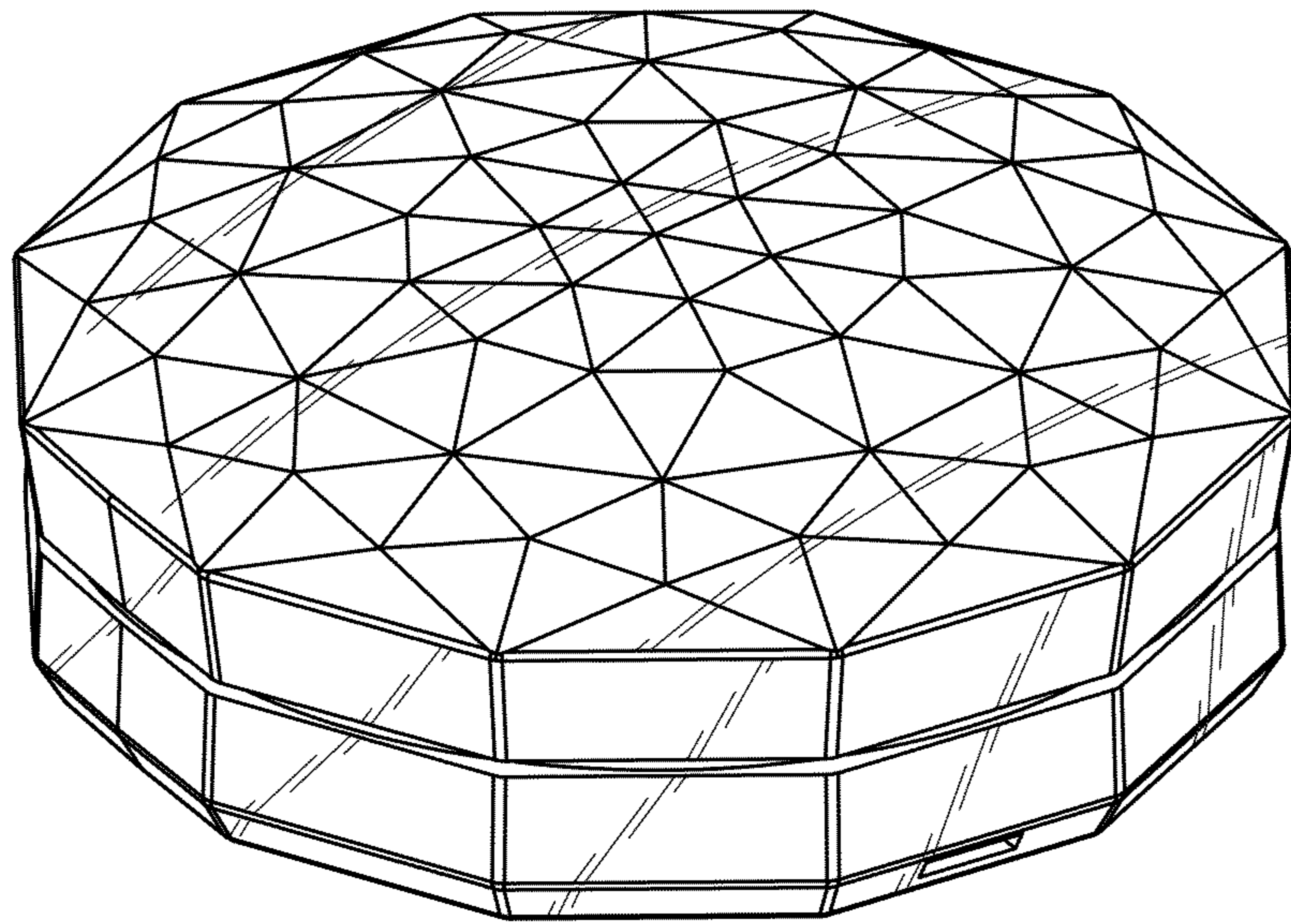


FIG. 1

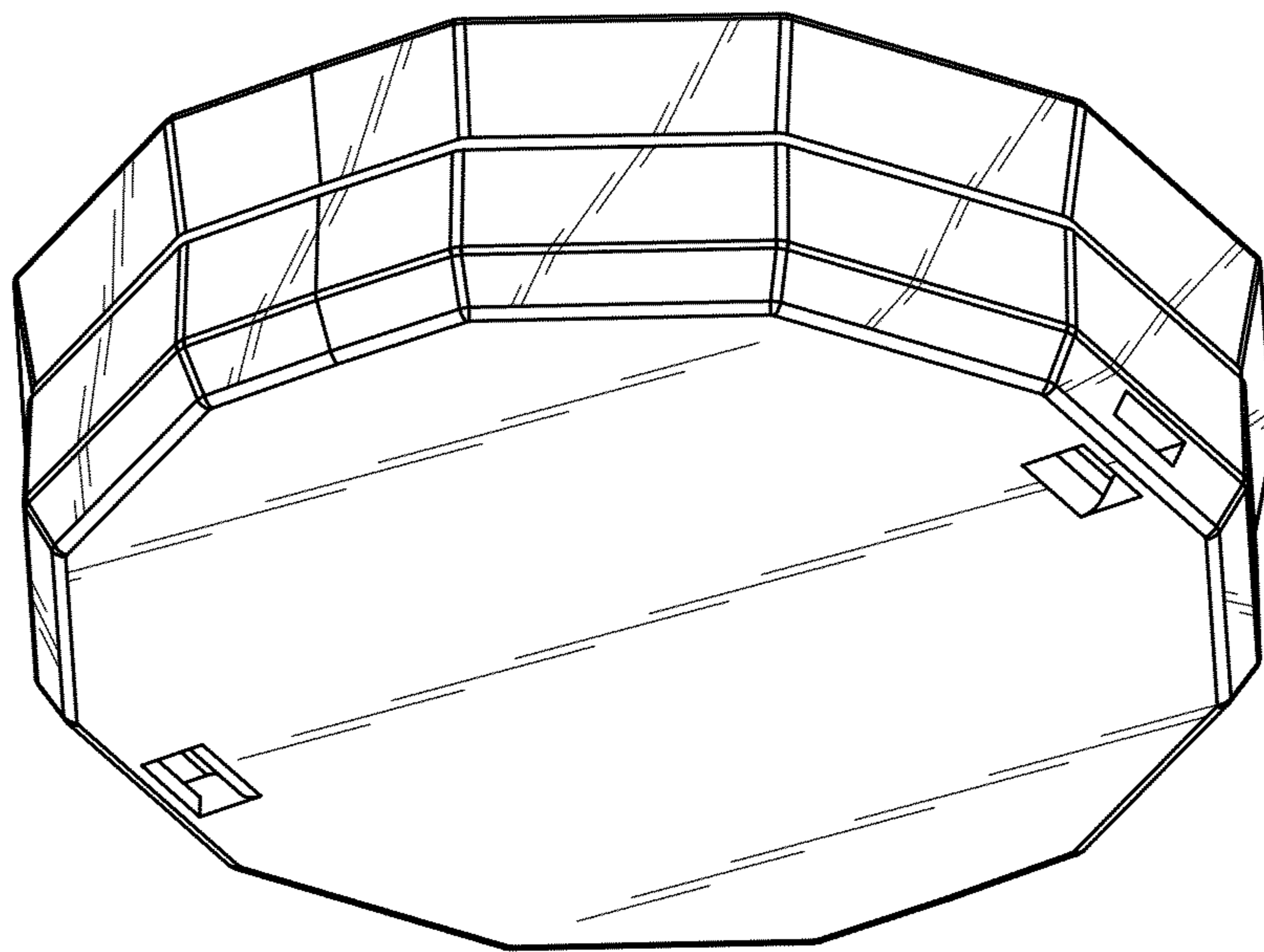


FIG. 2

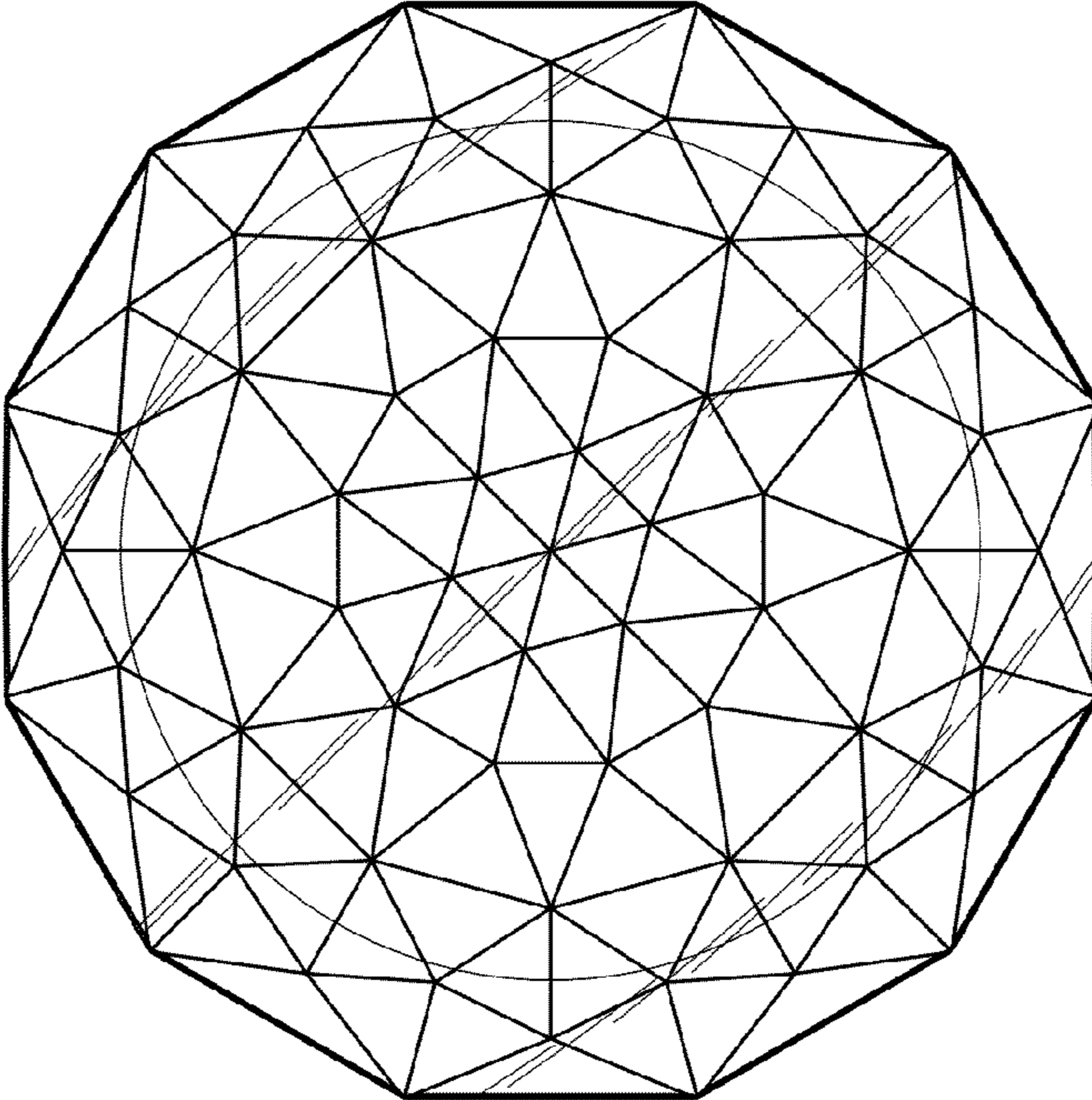


FIG. 3

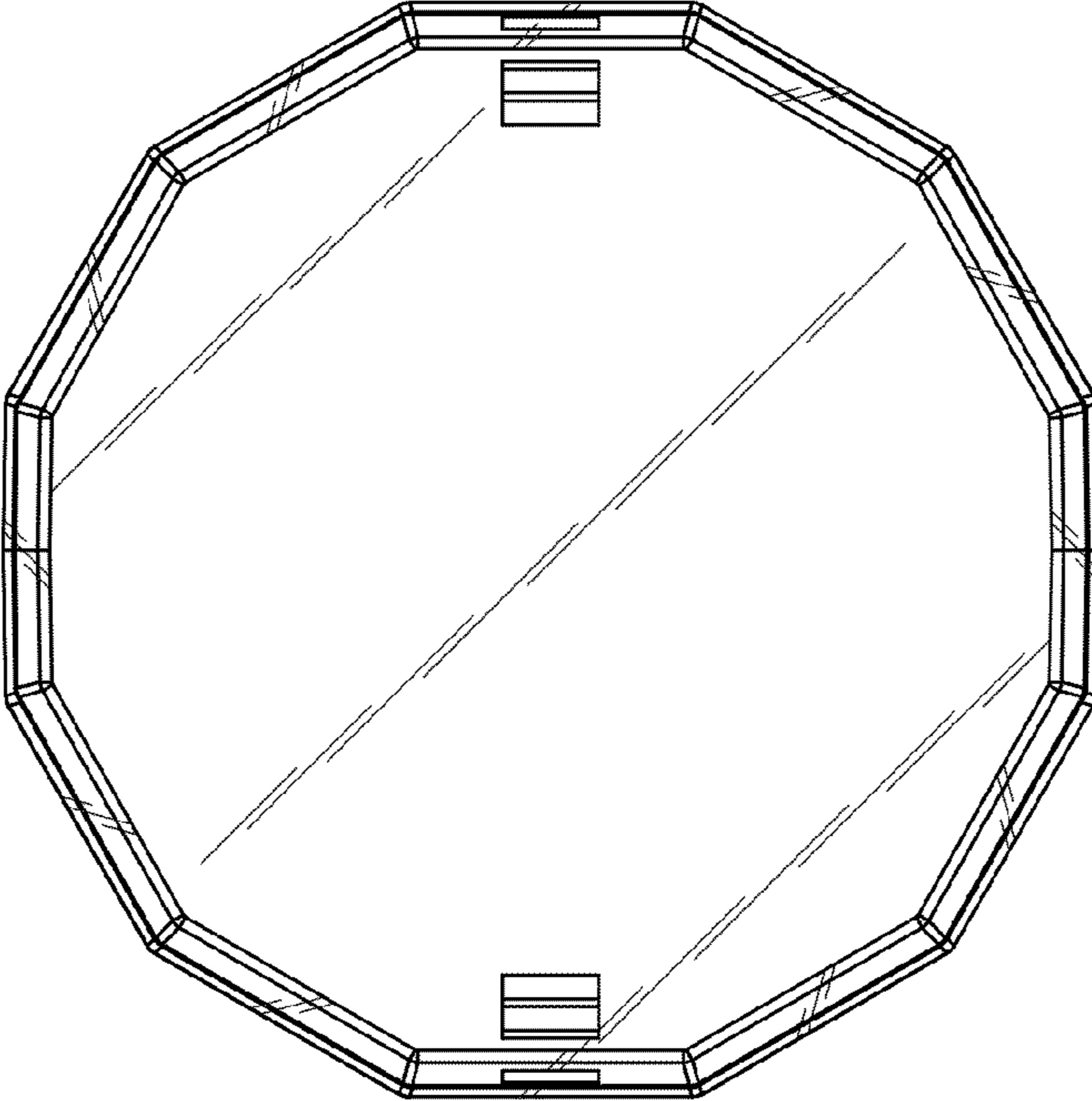


FIG. 4




FIG. 5




FIG. 6

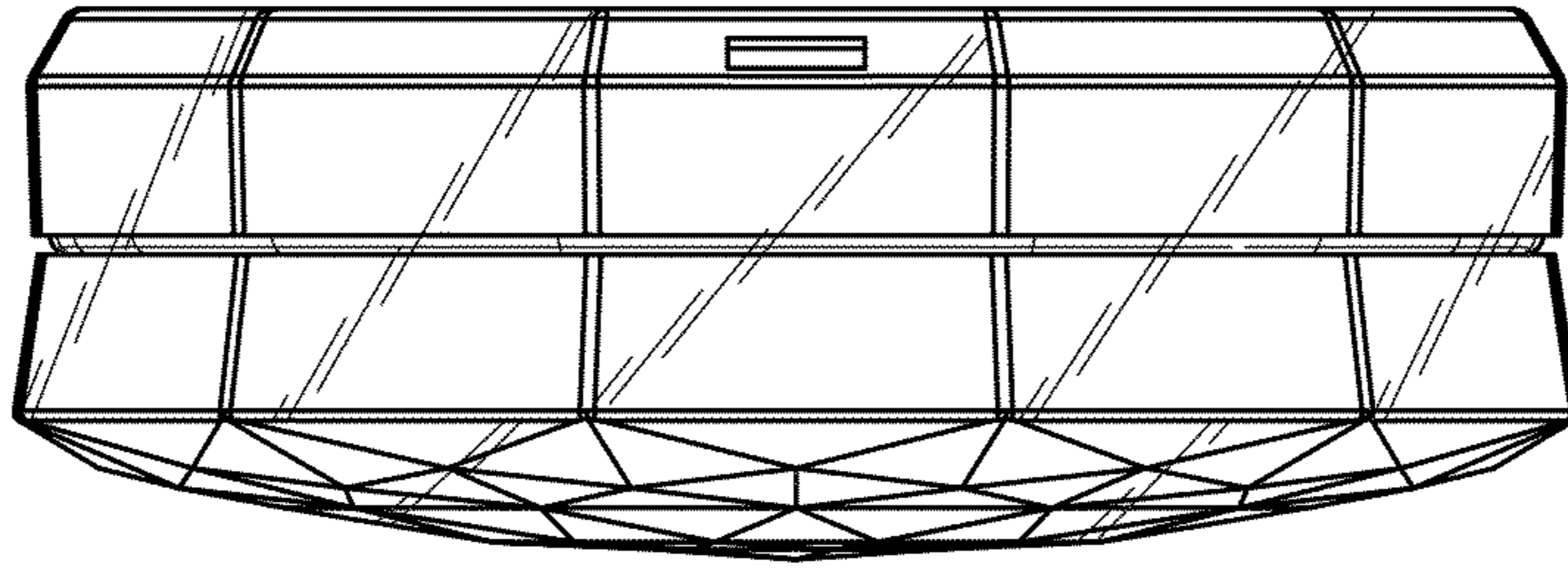


FIG. 7

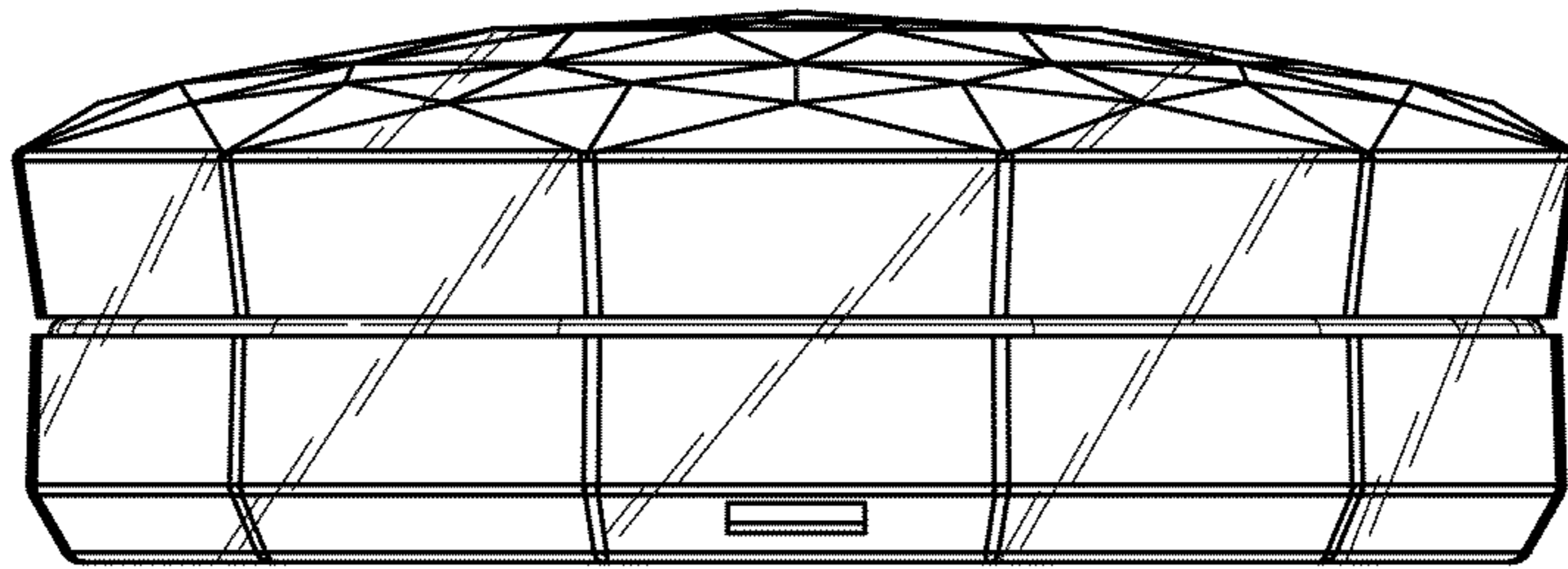


FIG. 8