



US00D745731S

(12) **United States Design Patent**  
**Zimmerli et al.**

(10) **Patent No.:** **US D745,731 S**

(45) **Date of Patent:** **\*\* Dec. 15, 2015**

(54) **HEAD LIGHT**

(71) Applicant: **KARL STORZ GmbH & Co. KG,**  
Tuttlingen (DE)

(72) Inventors: **Fabian Zimmerli, Zurich (CH); Stefan Weiss, Tuttlingen (DE)**

(73) Assignee: **KARL STORZ GmbH & Co. KG,**  
Tuttlingen (DE)

(\*\*) Term: **14 Years**

(21) Appl. No.: **29/506,201**

(22) Filed: **Oct. 14, 2014**

(30) **Foreign Application Priority Data**

Apr. 11, 1920 (EM) ..... 002445197-0001

(51) **LOC (10) Cl.** ..... **26-02**

(52) **U.S. Cl.**  
USPC ..... **D26/39**

(58) **Field of Classification Search**  
USPC ..... D26/37, 38, 39, 46, 51; 362/103-108,  
362/157, 158, 184, 186, 194-196, 200-208,  
362/253

See application file for complete search history.

(56) **References Cited**

**U.S. PATENT DOCUMENTS**

D373,433 S *	9/1996	Feinbloom	.....	D26/39
D383,229 S *	9/1997	Kiichiro	.....	D26/39
D399,580 S *	10/1998	Feinbloom	.....	D26/39
D405,901 S *	2/1999	Feinbloom	.....	D26/39
D406,371 S *	3/1999	Van Der Bel	.....	D26/39
D441,111 S *	4/2001	Van Der Bel	.....	D24/231
D539,952 S *	4/2007	Iranyi	.....	D26/39
D560,009 S *	1/2008	Spartano	.....	D26/39

D586,932 S *	2/2009	Feinbloom	.....	D26/39
D608,479 S *	1/2010	Heine	.....	D24/231
D615,677 S *	5/2010	Feinbloom	.....	D26/39
D615,679 S *	5/2010	Ferguson	.....	D26/39
D621,535 S *	8/2010	Heine	.....	D26/39
D621,982 S *	8/2010	Feinbloom	.....	D26/39
D628,307 S *	11/2010	Krause-Bonte	.....	D24/231
D635,286 S *	3/2011	Schussler	.....	D26/39
D648,882 S *	11/2011	Halm	.....	D26/39
8,899,774 B2 *	12/2014	Strong	.....	F21V 21/084 362/105
2006/0285316 A1 *	12/2006	Tufenkjian	.....	F21V 21/084 362/105
2008/0239707 A1 *	10/2008	Feinbloom	.....	F21L 14/00 362/105

\* cited by examiner

*Primary Examiner* — Ian Simmons

*Assistant Examiner* — Carissa C Fitts

(74) *Attorney, Agent, or Firm* — Muncy, Geissler, Olds & Lowe, P.C.

(57) **CLAIM**

The ornamental design for a head light, as shown and described.

**DESCRIPTION**

FIG. 1 is a perspective view of a head light according to the present invention.

FIG. 2 is a front view of the head light of FIG. 1.

FIG. 3 is a rear view of the head light of FIG. 1.

FIG. 4 is a left side view of the head light of FIG. 1.


FIG. 5 is a right side view of the head light of FIG. 1.

FIG. 6 is a top perspective view of the head light of FIG. 1; and,

FIG. 7 is a bottom plan view of the head light of FIG. 1.

The broken line showing represents portions of the article not claimed and forms no part of the claimed design.

**1 Claim, 7 Drawing Sheets**



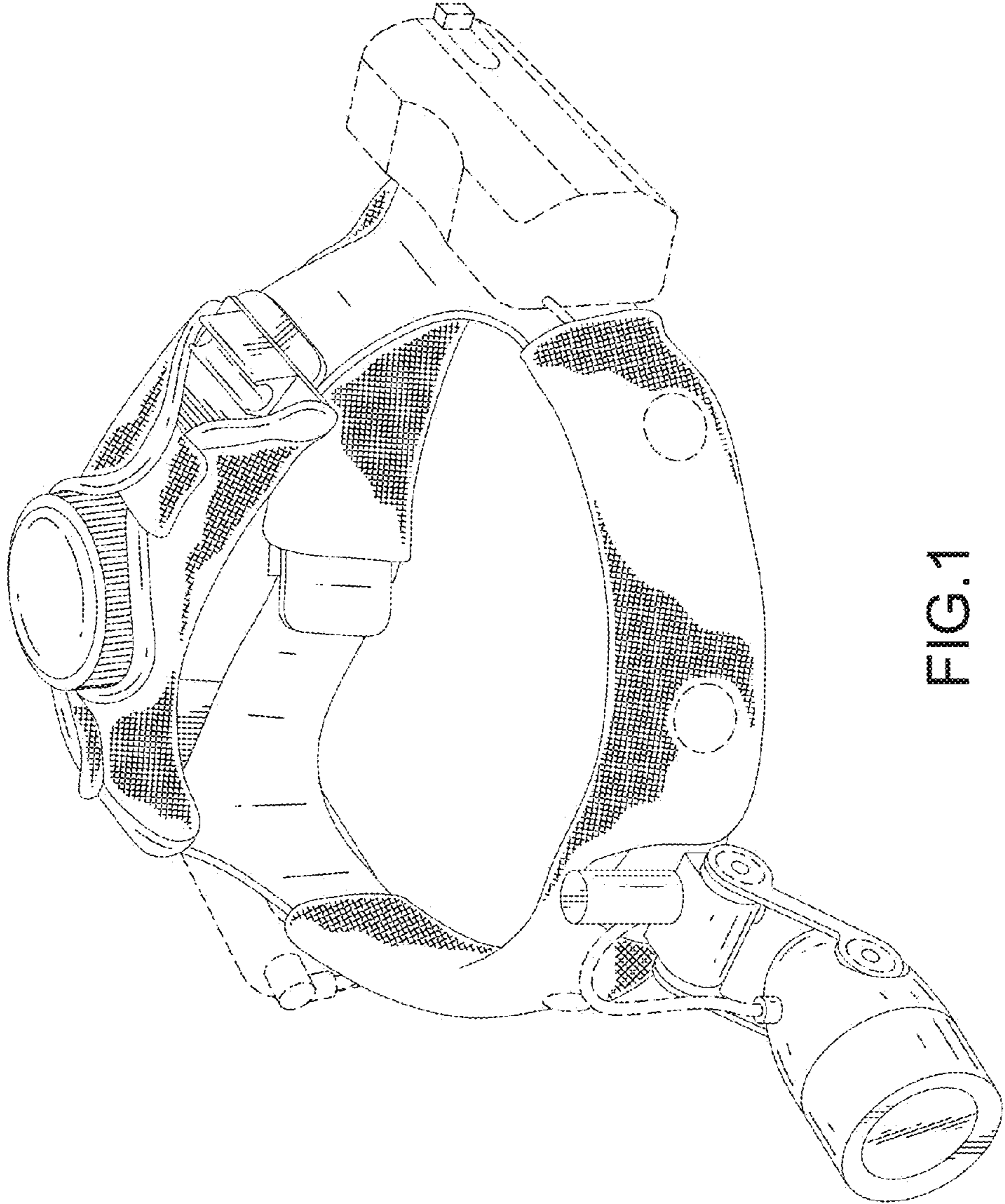


FIG. 1

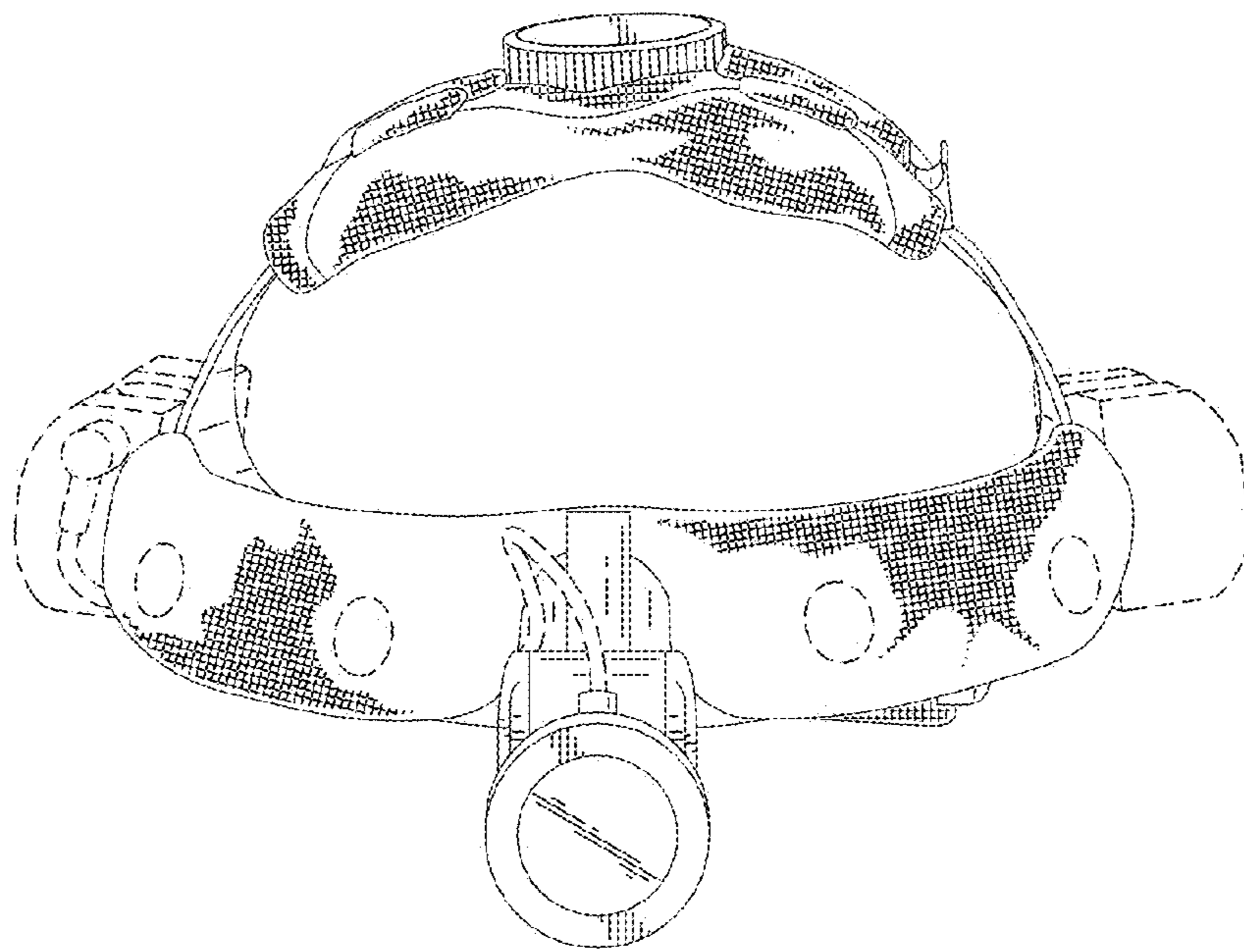


FIG.2

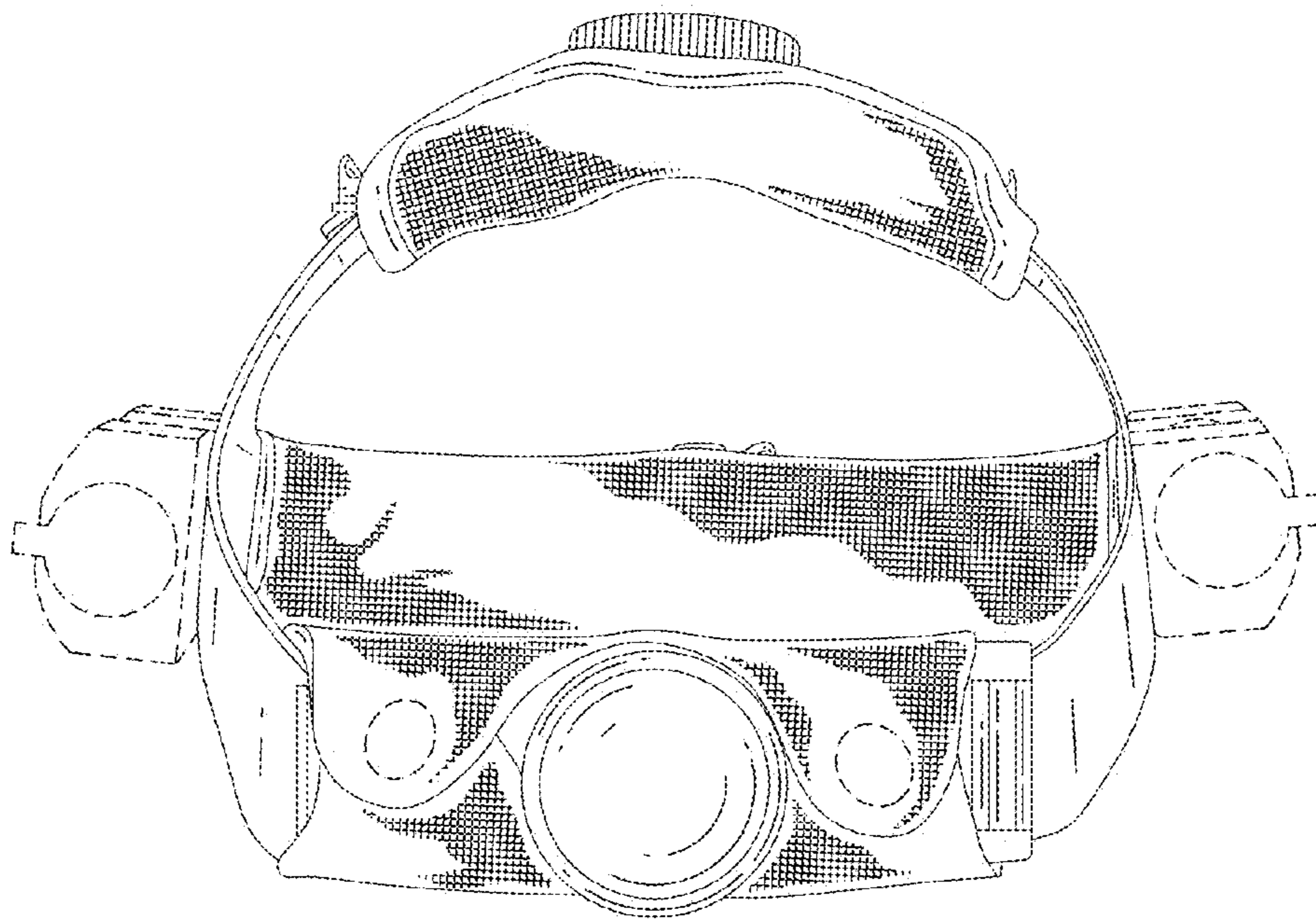


FIG.3

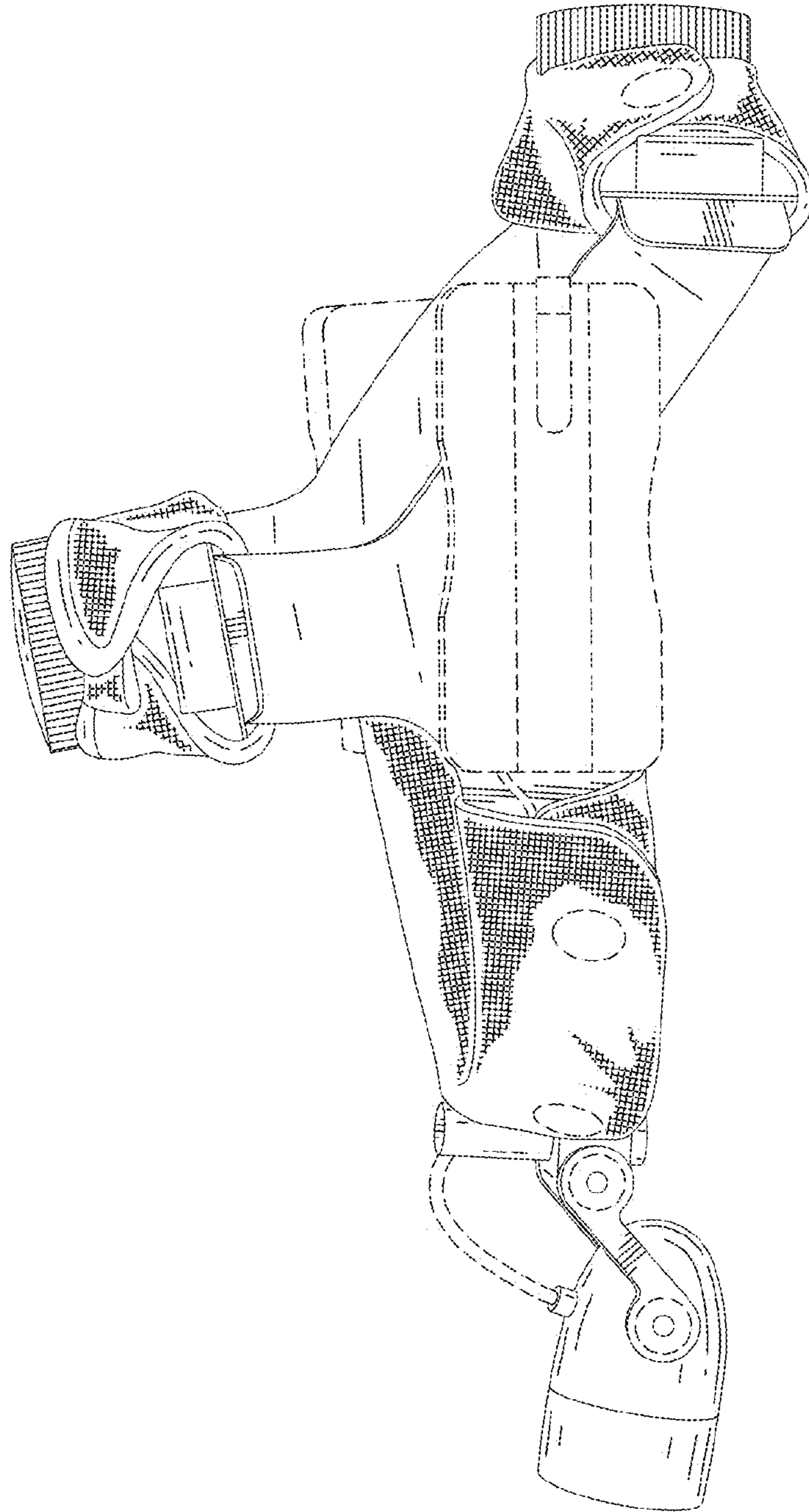


FIG.4




FIG.5

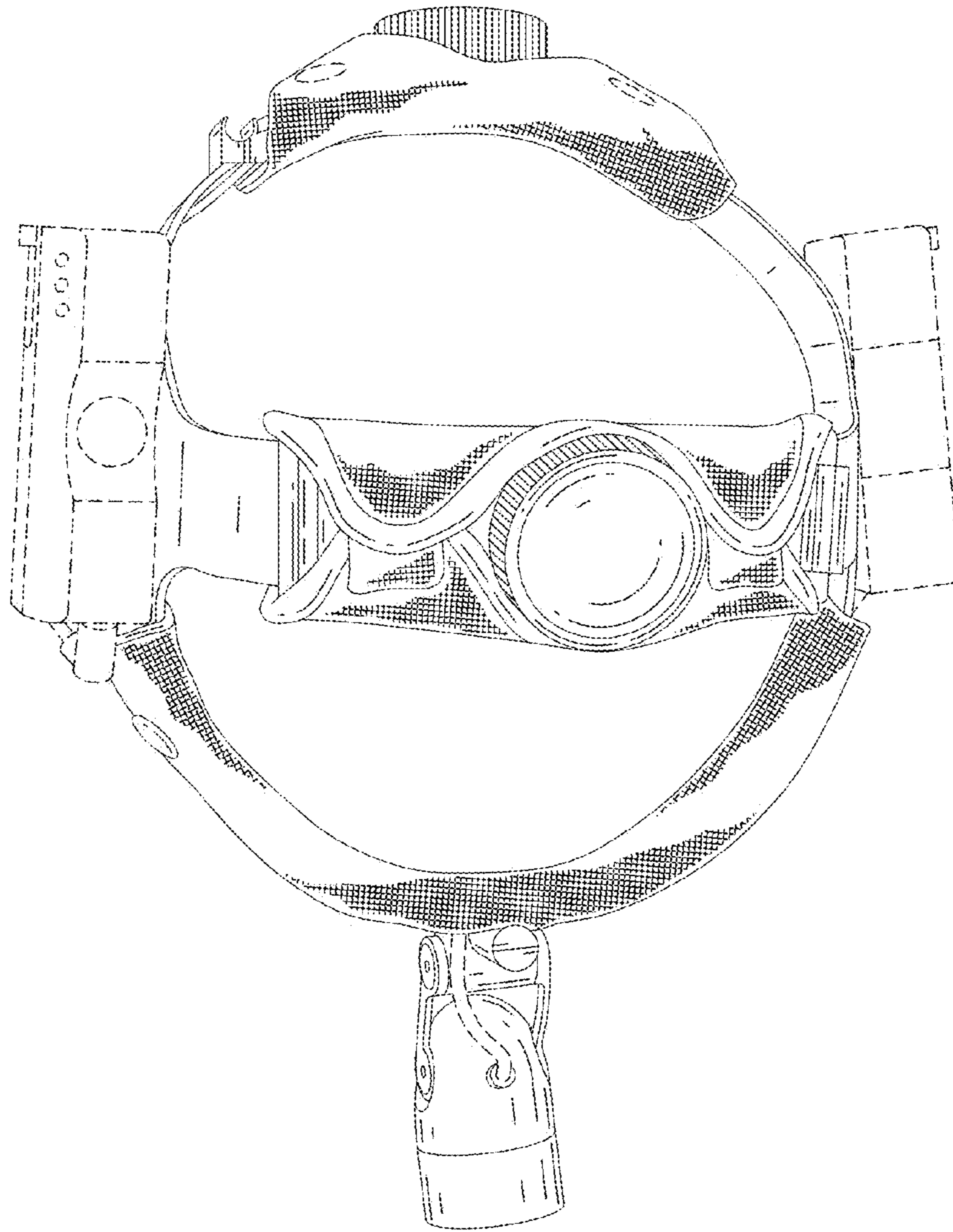


FIG.6

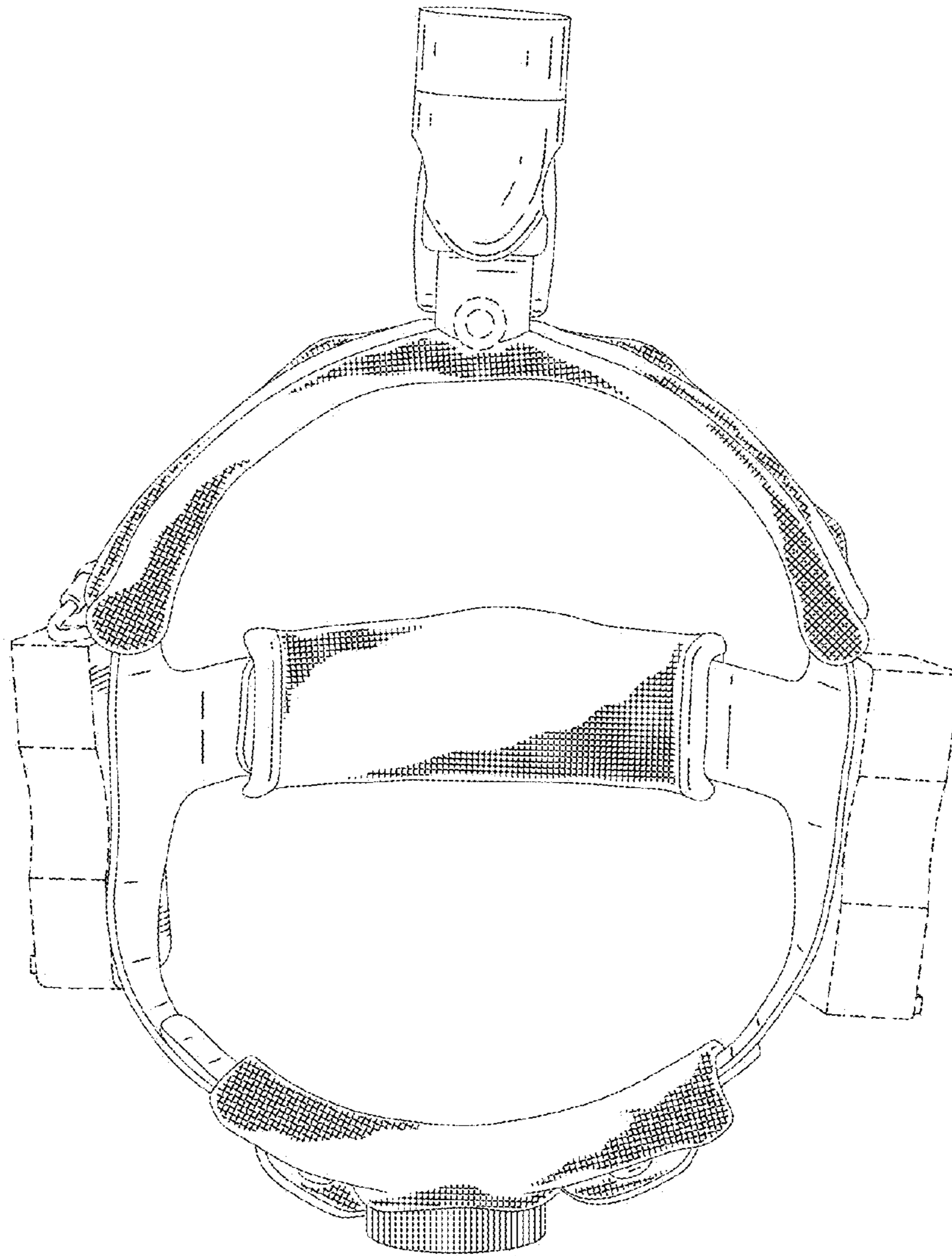


FIG.7



UNITED STATES PATENT AND TRADEMARK OFFICE  
**CERTIFICATE OF CORRECTION**

PATENT NO. : D745,731 S  
APPLICATION NO. : 29/506201  
DATED : December 15, 2015  
INVENTOR(S) : Zimmerli et al.

Page 1 of 1

It is certified that error appears in the above-identified patent and that said Letters Patent is hereby corrected as shown below:

On the title page item [30],

(30)

April 11, 1920 (EM).....002445197-0001

should read:

(30)

April 11, 2014 (EM).....002445197-0001

Signed and Sealed this  
Fourteenth Day of June, 2016



Michelle K. Lee  
Director of the United States Patent and Trademark Office