



US00D745707S

(12) **United States Design Patent**  
**Ellingson et al.**

(10) **Patent No.:** **US D745,707 S**

(45) **Date of Patent:** **\*\* Dec. 15, 2015**

(54) **DOOR JAMB SEAL**

(71) Applicants: **Robert T. Ellingson**, Social Circle, GA (US); **Dennis L. Harms, Jr.**, Covington, GA (US)

(72) Inventors: **Robert T. Ellingson**, Social Circle, GA (US); **Dennis L. Harms, Jr.**, Covington, GA (US)

(73) Assignee: **Reese Enterprises, Inc.**, Covington, GA (US)

(\*\*) Term: **14 Years**

(21) Appl. No.: **29/483,191**

(22) Filed: **Feb. 26, 2014**

(51) **LOC (10) Cl.** ..... **25-01**

(52) **U.S. Cl.**  
USPC ..... **D25/119**

(58) **Field of Classification Search**  
USPC ..... D25/119, 60, 199; 52/206, 204.1, 205, 52/565.2, 565.4, 656.6, 217, 211, 212; 49/199, 206, 504, 505  
CPC ..... E06B 3/00; E06B 5/00; E06B 7/16  
See application file for complete search history.

(56) **References Cited**

**U.S. PATENT DOCUMENTS**

3,808,759 A \* 5/1974 Carmichael ..... 52/212  
3,812,621 A \* 5/1974 Ragland ..... 49/505  
4,607,457 A \* 8/1986 Shewchuk ..... 49/400  
4,658,548 A \* 4/1987 Gerritsen ..... 49/498.1  
D300,566 S \* 4/1989 Fein ..... D25/124  
5,857,299 A \* 1/1999 Gyllenberg et al. .... 52/217  
D512,785 S \* 12/2005 Bartlett et al. .... D25/119

7,104,016 B2 \* 9/2006 Kerr ..... 52/210  
8,127,500 B2 \* 3/2012 Meeks et al. .... 49/479.1  
8,490,669 B2 \* 7/2013 Fletcher et al. .... 160/40  
D725,796 S \* 3/2015 Van Camp ..... D25/119

\* cited by examiner

*Primary Examiner* — Prabhakar Deshmukh

(74) *Attorney, Agent, or Firm* — Smith Risley Tempel Santos LLC; Matthew T. Hoots

(57) **CLAIM**


The ornamental design for a door jamb seal, as shown and described.

**DESCRIPTION**

FIG. 1 is a top and front perspective view of an upper and lower portion of a door jamb seal showing our new design; FIG. 2 is a top and rear perspective view thereof; FIG. 3 is a right-side view of the upper portion thereof; FIG. 4 is a right-side view of the middle portion thereof; FIG. 5 is a right-side view of the lower portion thereof; FIG. 6 is a left-side view of the upper portion thereof; FIG. 7 is a left-side view of the middle portion thereof; FIG. 8 is a left-side view of the lower portion thereof; FIG. 9 is a top and bottom view thereof; FIG. 10 is a front view of the upper portion thereof; FIG. 11 is a front view of the middle portion thereof; FIG. 12 is a front view of the lower portion thereof; FIG. 13 is a rear view of the upper portion thereof; FIG. 14 is a rear view of the middle portion thereof; and, FIG. 15 is a rear view of the lower portion thereof.

The broken lines in the drawings illustrate unclaimed portions and form no part of the claimed design. A portion of the door jamb seal is cut away to indicate that no specific length is claimed.

**1 Claim, 8 Drawing Sheets**



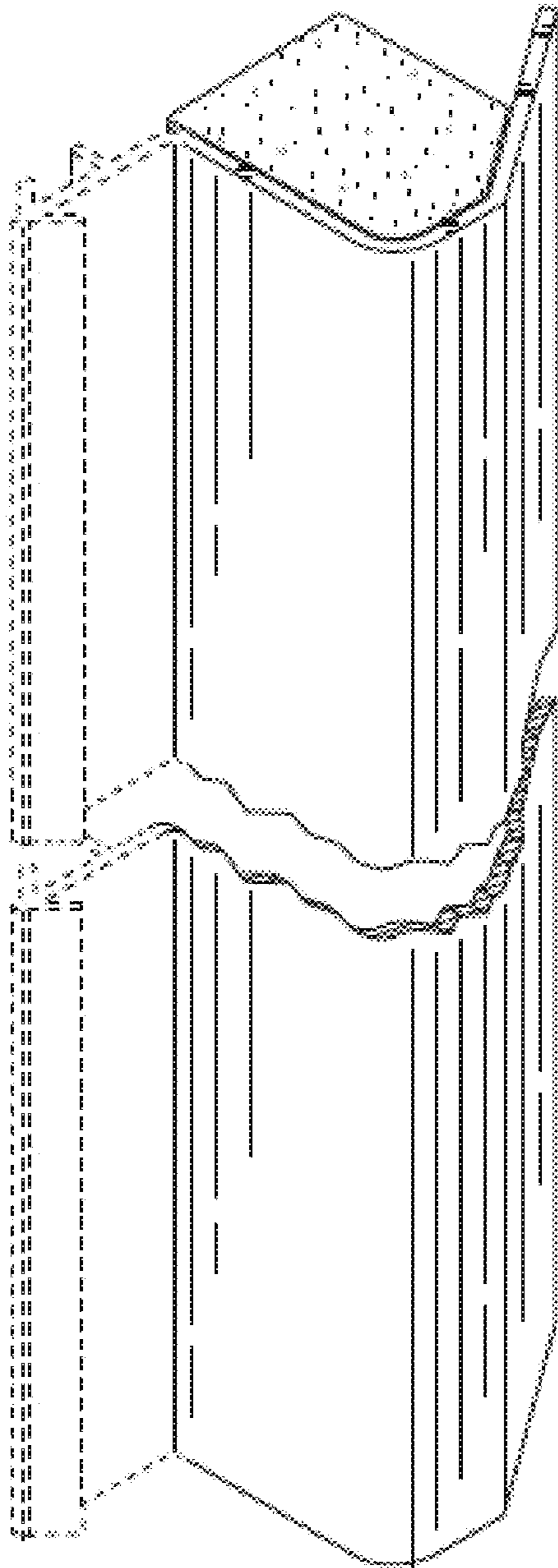


Fig. 1

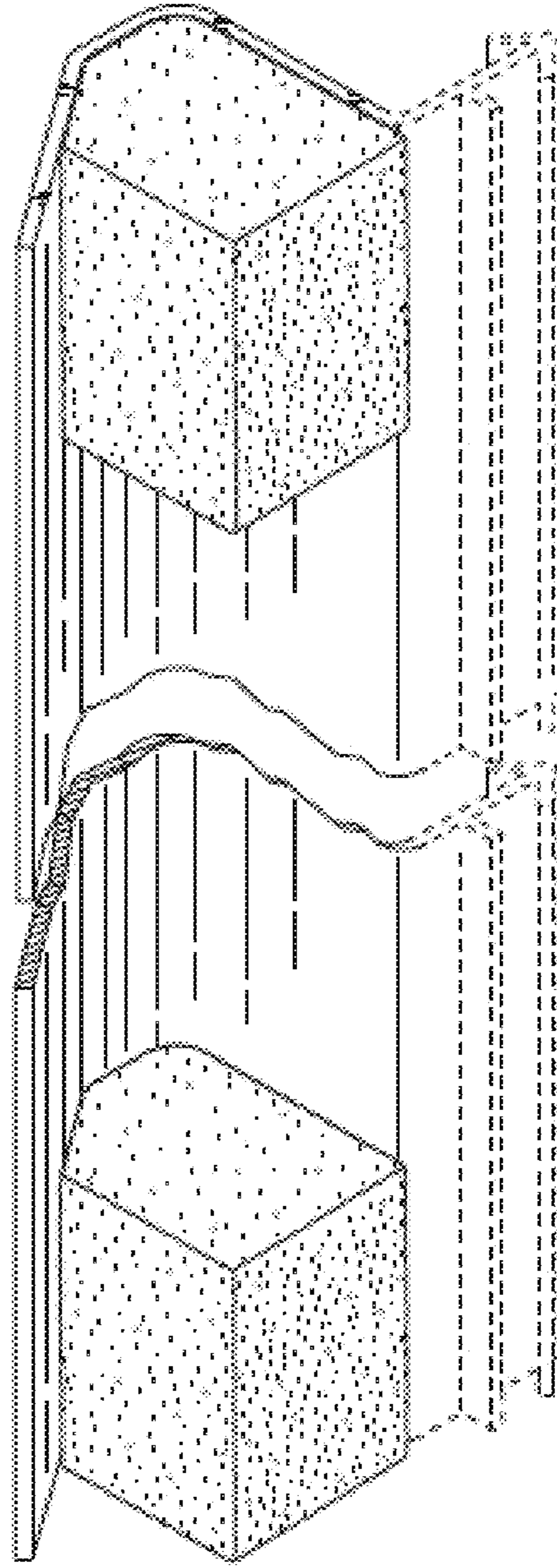


Fig. 2




Fig. 3

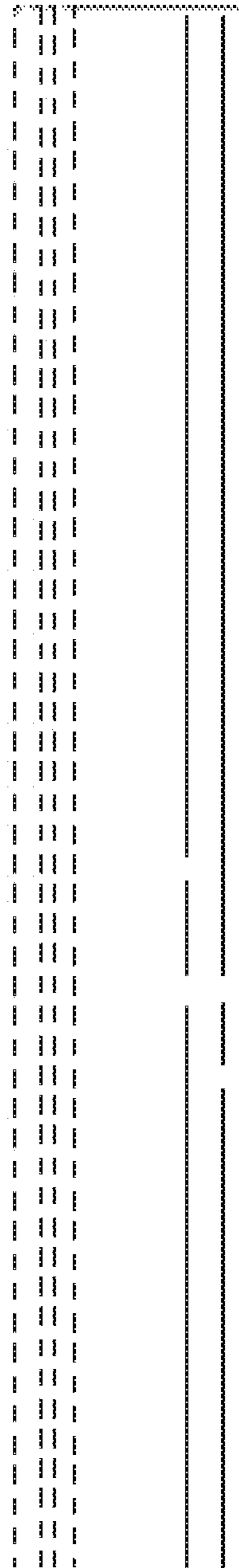


Fig. 4

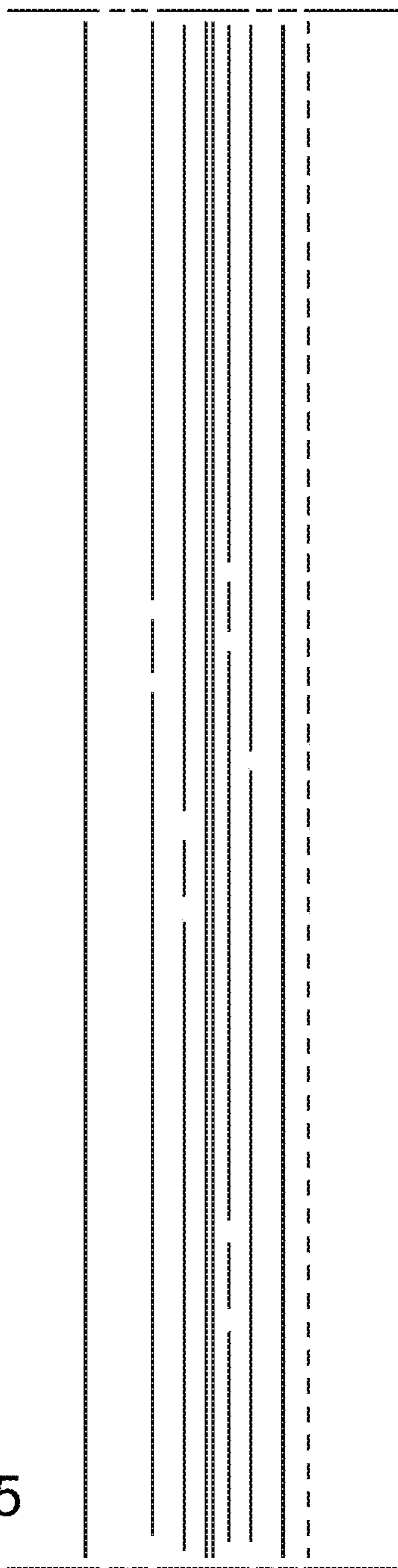


Fig. 5

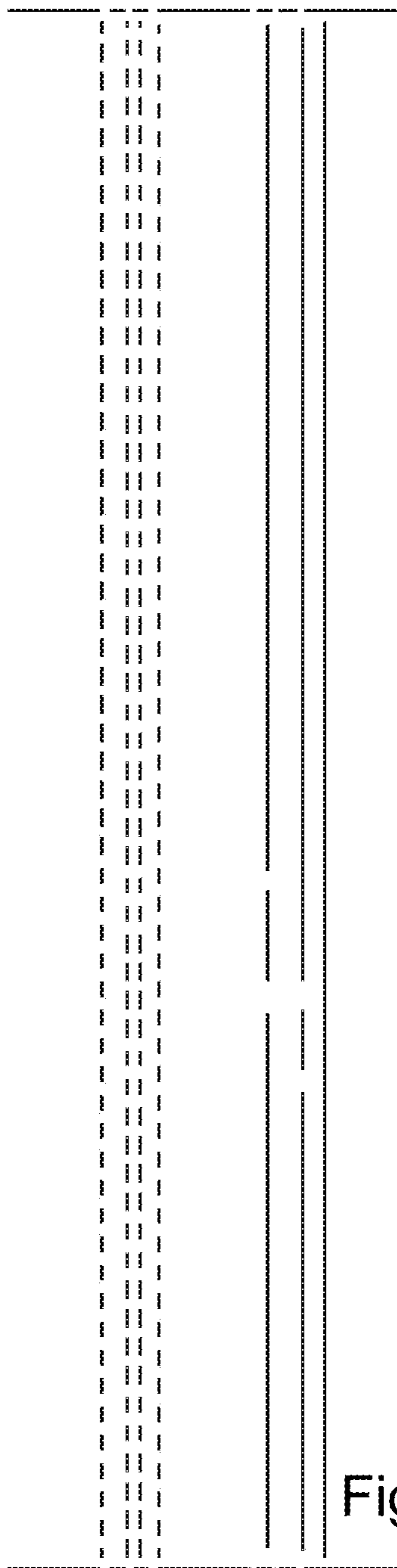


Fig. 6



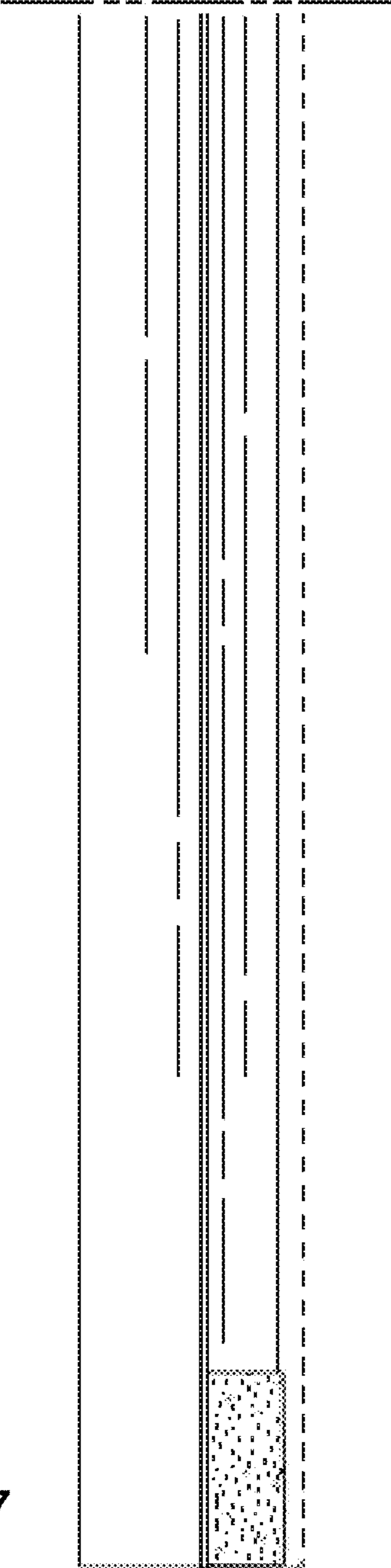


Fig. 7

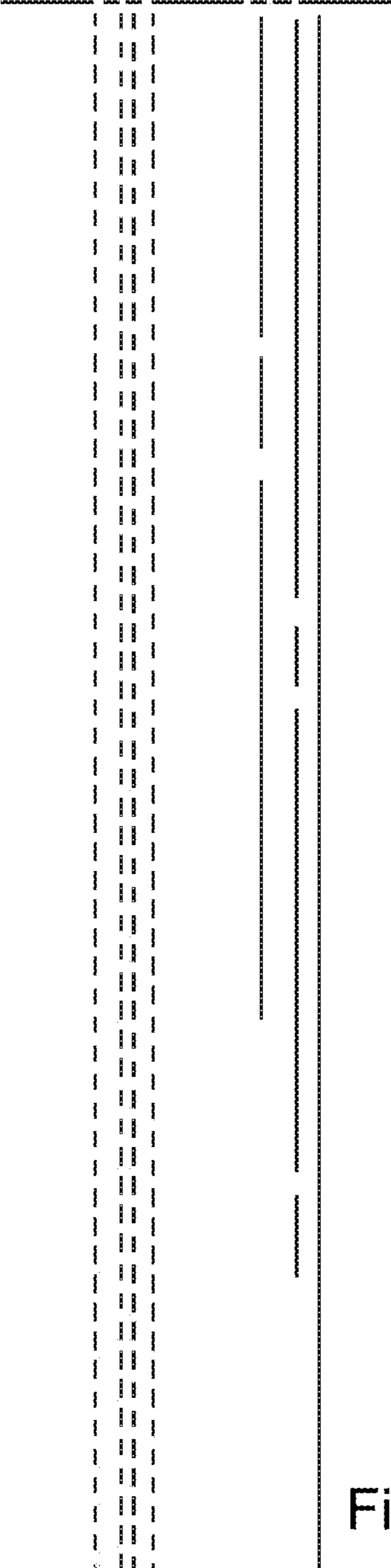


Fig. 8

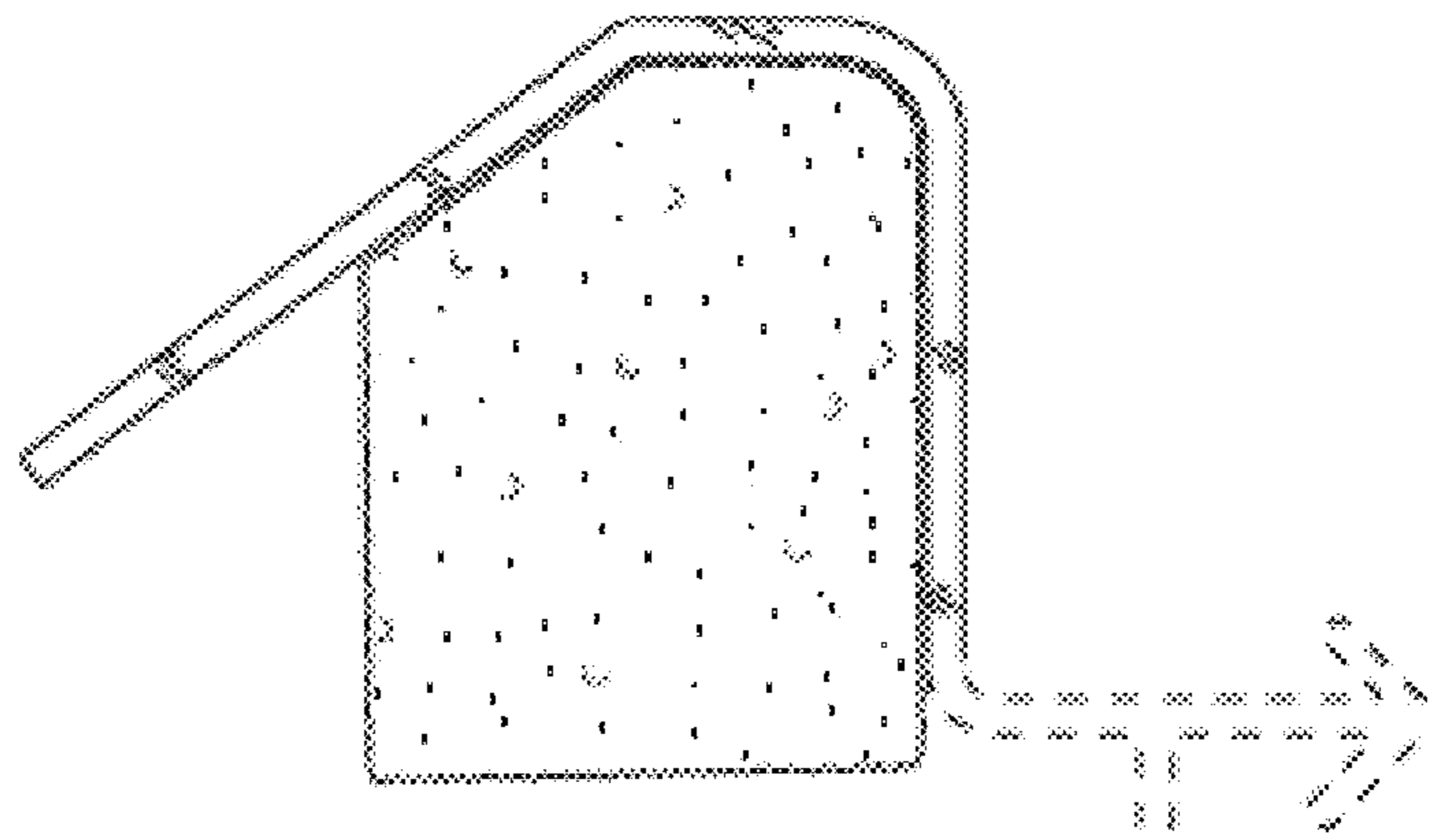


Fig. 9




Fig. 10.

Fig. 11




Fig. 12

Fig. 13






Fig. 14

Fig. 15