



US00D745699S

(12) **United States Design Patent**
Clarke

(10) **Patent No.:** **US D745,699 S**

(45) **Date of Patent:** **** Dec. 15, 2015**

(54) **ANCHORING DEVICE**

(71) Applicant: **GRIPPLE LIMITED**, Sheffield (GB)

(72) Inventor: **Neil Clarke**, Sheffield (GB)

(73) Assignee: **Gripple Limited**, Sheffield (GB)

(**) Term: **14 Years**

(21) Appl. No.: **29/480,944**

(22) Filed: **Jan. 30, 2014**

(30) **Foreign Application Priority Data**

Jan. 13, 2014 (EM) 002383778

(51) **LOC (10) Cl.** **25-02**

(52) **U.S. Cl.**
USPC **D25/38.1**

(58) **Field of Classification Search**
USPC 52/155, 157, 295; 405/259.1, 259.4,
405/184.4; 135/118; 248/156, 530;
256/65.14; D25/38.1, 46, 68, 35, 11;
D22/115; D21/451, 452; D8/391, 388,
D8/349; D9/674; D12/16.1; 102/347
CPC E02D 5/80; E02D 5/805; E02D 2600/20;
E04H 15/62; E04H 12/2253; E04H 12/2284;
E04H 17/08; E04H 17/22; E04H 12/2261;
E04H 2017/006; E04H 12/2292; F16M
2200/08

See application file for complete search history.

(56) **References Cited**

U.S. PATENT DOCUMENTS

1,332,651 A * 3/1920 Vaile 52/156
1,955,902 A * 4/1934 Bullard 52/160
3,186,523 A * 6/1965 Brisse 52/149
3,333,540 A * 8/1967 Clark et al. 102/400
D245,224 S * 8/1977 Bowers D8/388
D263,557 S * 3/1982 Einhorn D8/385

D287,098 S * 12/1986 Wilson et al. D8/388
D303,369 S * 9/1989 Abernethy D12/215
4,923,164 A * 5/1990 Stenberg 248/530
D420,891 S * 2/2000 Trangsrud D8/354
D422,897 S * 4/2000 Blackwell D8/388
D431,177 S * 9/2000 Whipple D8/354
D474,284 S * 5/2003 Spencer et al. D25/68
D572,546 S * 7/2008 Stahm D8/1
D607,124 S * 12/2009 Charette D25/133
D612,955 S * 3/2010 Charette D25/133
D629,678 S * 12/2010 Norton et al. D8/388
D650,266 S * 12/2011 Gaudron et al. D8/385
D657,872 S * 4/2012 Griffis et al. D24/145
8,177,185 B2 * 5/2012 Priegel 248/539
D665,078 S * 8/2012 Griffis et al. D24/145
D667,297 S * 9/2012 McLaughlin D8/388
D671,397 S * 11/2012 McLaughlin D8/388
D674,864 S * 1/2013 Ward D22/115
D695,872 S * 12/2013 Lennon D22/115
2008/0008555 A1 * 1/2008 Ardern 411/411

* cited by examiner

Primary Examiner — Philip S Hyder

Assistant Examiner — Keith Frank

(74) *Attorney, Agent, or Firm* — Clark Hill PLC; James R. Foley

(57) **CLAIM**

The ornamental design for an anchoring device, as shown and described.

DESCRIPTION

FIG. 1 is a top view of the anchoring device;
FIG. 2 is a bottom view thereof;
FIG. 3 is a front view thereof;
FIG. 4 is a rear view thereof;
FIG. 5 is a right side view thereof;
FIG. 6 is a left side view thereof; and,
FIG. 7 is an isometric view thereof.
The broken line showing in the drawings depicts portions of the anchoring device that form no part of the claimed design.

1 Claim, 7 Drawing Sheets

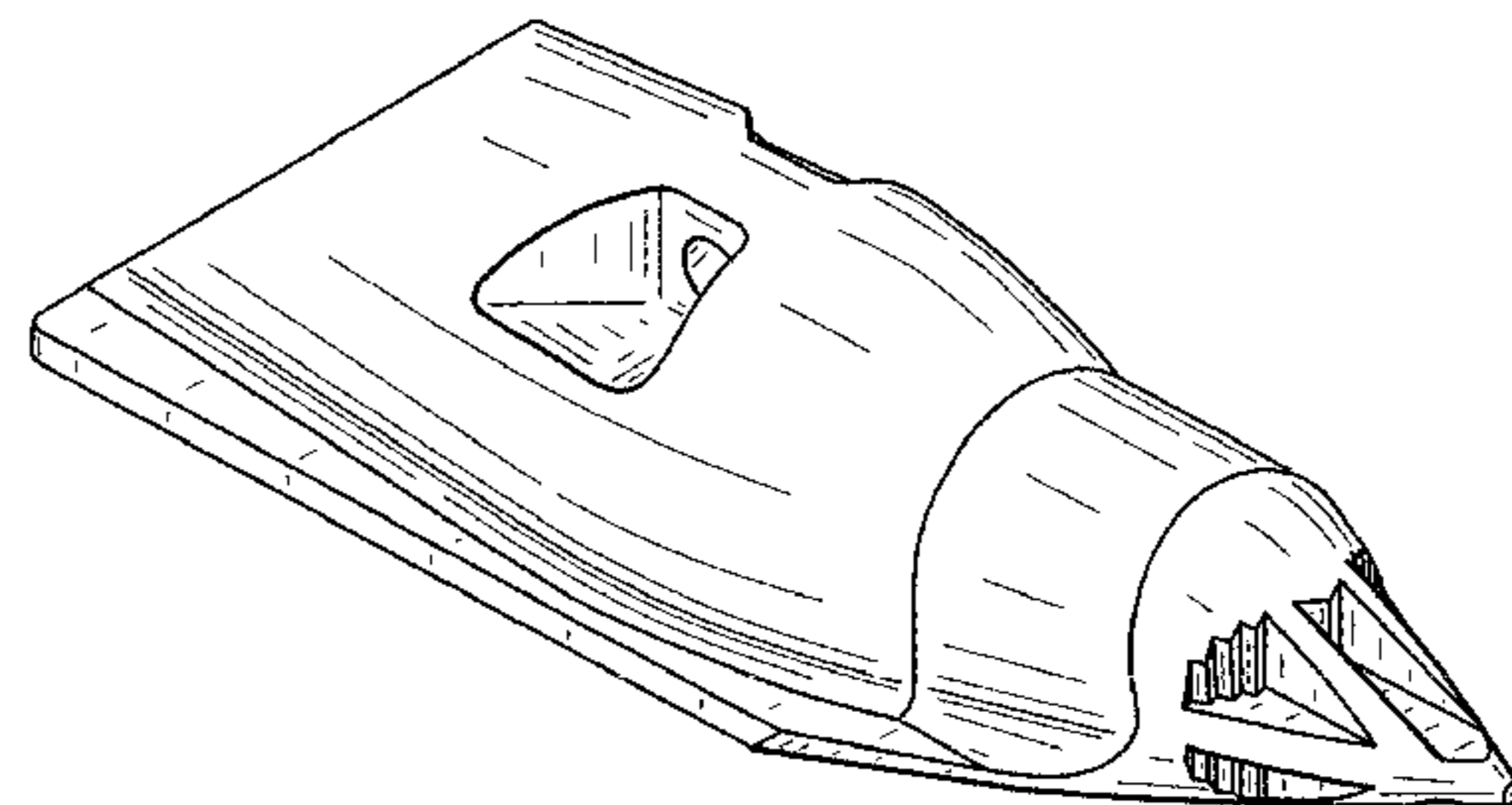
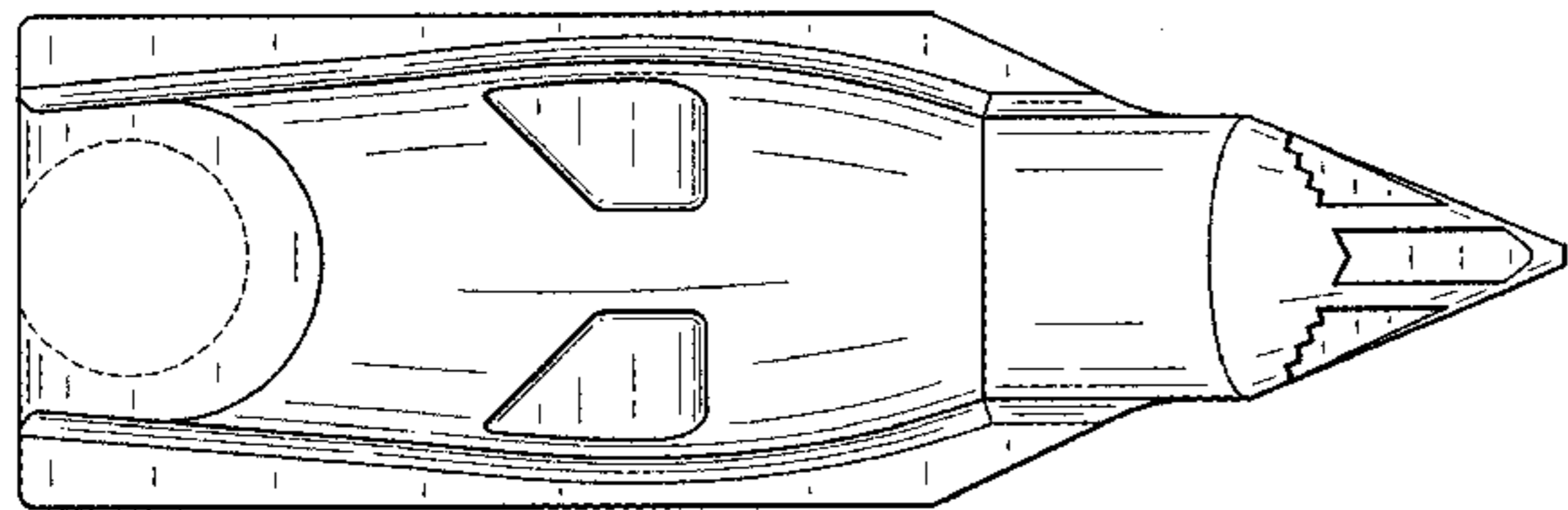


FIG. 1

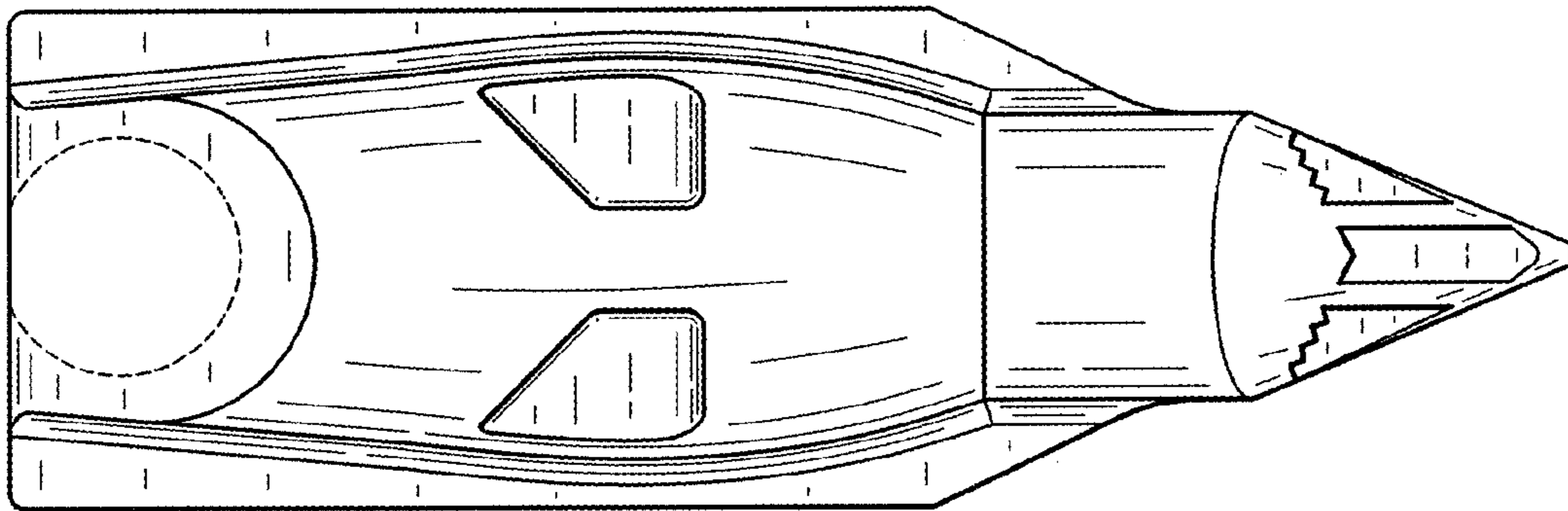


FIG. 2

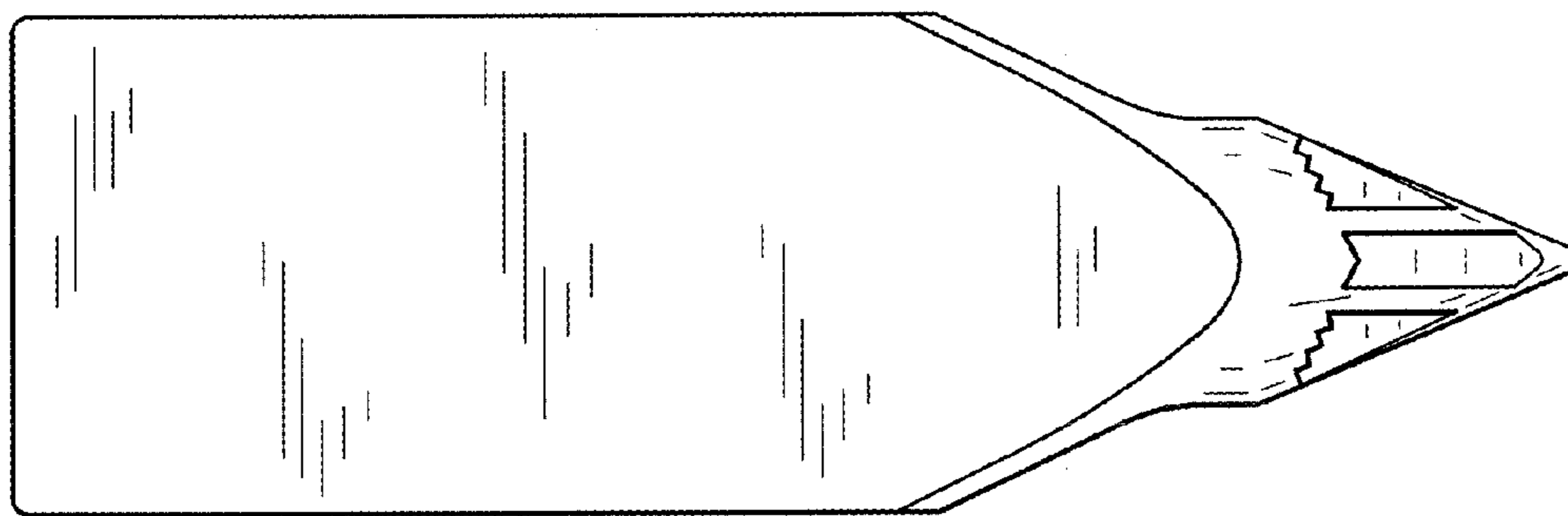


FIG. 3

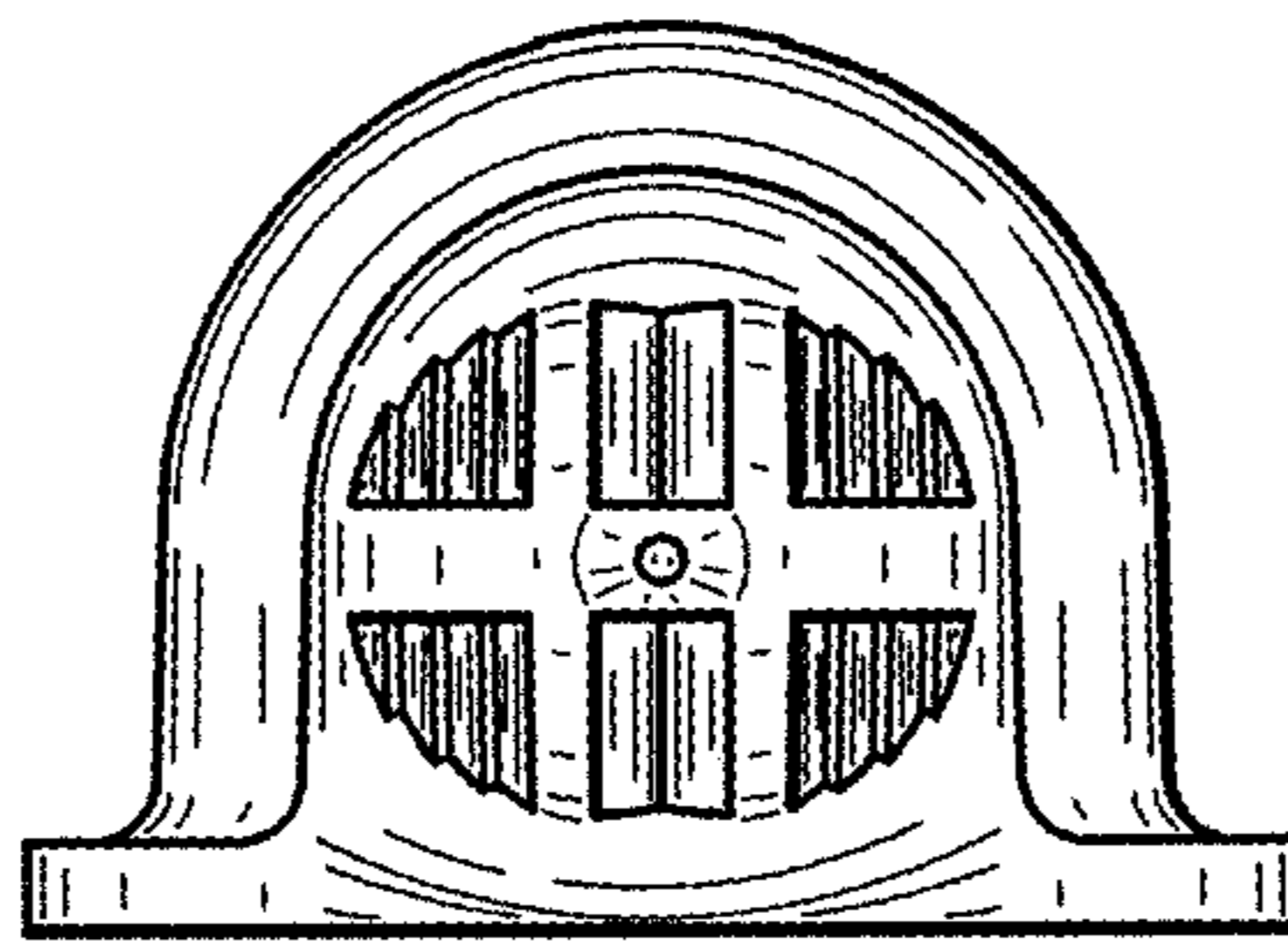


FIG. 4

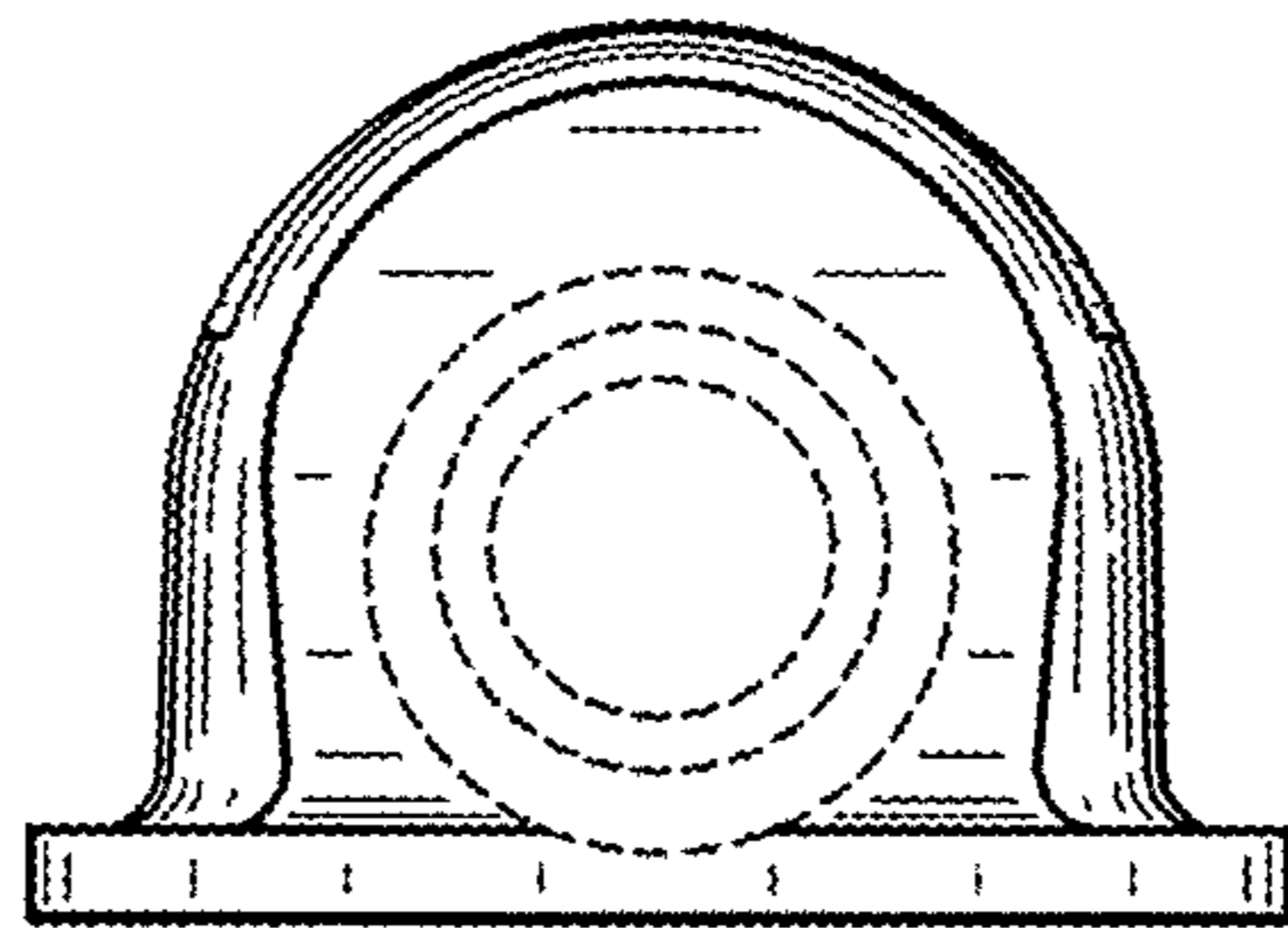


FIG. 5

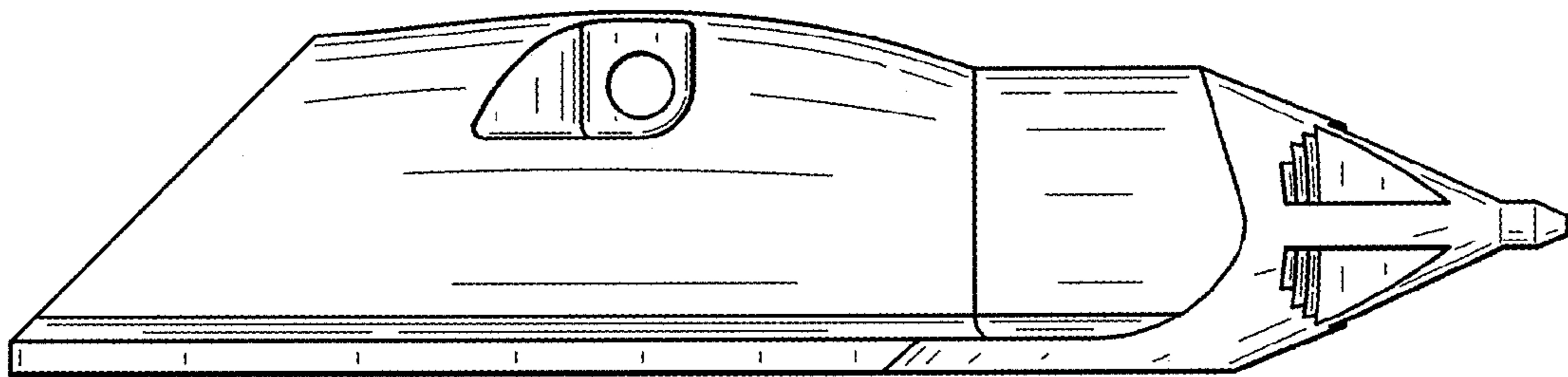


FIG. 6

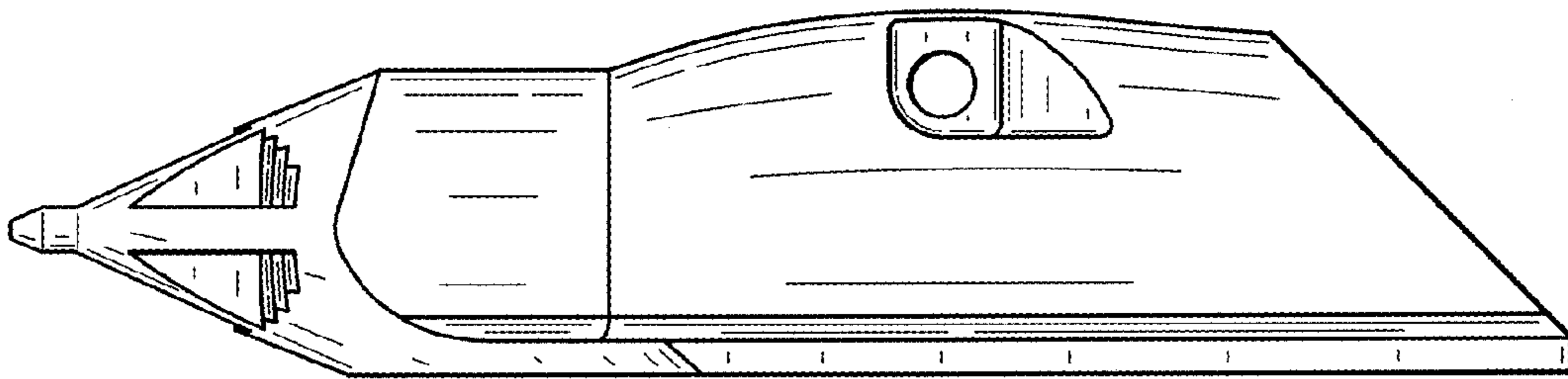


FIG. 7

