



US00D745697S

(12) **United States Design Patent**  
**Fuster**

(10) **Patent No.:** **US D745,697 S**  
(45) **Date of Patent:** **\*\* Dec. 15, 2015**

- (54) **MESSAGE APPARATUS**
- (71) Applicant: **LPG SYSTEMS**, Valence (FR)
- (72) Inventor: **Arnaud Fuster**, Beaumont-les-Valence (FR)
- (73) Assignee: **LPG Systems**, Valence (FR)
- (\*\*) Term: **14 Years**
- (21) Appl. No.: **29/466,629**
- (22) Filed: **Sep. 10, 2013**
- (30) **Foreign Application Priority Data**  
Mar. 12, 2013 (EM) ..... 2201426-0001

- (51) **LOC (10) Cl.** ..... **28-03**
- (52) **U.S. Cl.**  
USPC ..... **D24/215**
- (58) **Field of Classification Search**  
USPC ..... D24/200, 211, 212, 213, 214, 215;  
601/19, 27-32, 46, 49, 52, DIG. 12,  
601/DIG. 14, DIG. 15, DIG. 16, DIG. 17;  
D21/685  
CPC ..... A61H 19/30; A61H 19/32; A61H 19/34;  
A61H 19/40; A61H 19/44; A61H 19/50;  
A61H 19/00; A61H 2201/0153; A61H  
2201/0207; A61H 2201/0263; A61H  
2201/0111; A61H 2201/1253; A61H  
2205/082; A61H 2205/085; A61H 15/0085  
See application file for complete search history.

- (56) **References Cited**  
U.S. PATENT DOCUMENTS  
D310,416 S \* 9/1990 Yamasaki ..... D24/211  
D330,597 S \* 10/1992 Teranishi ..... D24/215  
D340,116 S \* 10/1993 Ohashi ..... D24/213  
D340,529 S \* 10/1993 Ohashi ..... D24/215

D346,030	S	*	4/1994	Tsai	.....	D24/213
D358,656	S	*	5/1995	Chang	.....	D24/213
5,417,644	A	*	5/1995	Lee	.....	601/98
D379,661	S	*	6/1997	You	.....	D24/213
D511,213	S	*	11/2005	Hasegawa	.....	D24/200
7,322,946	B2	*	1/2008	Lev et al.	.....	601/15
D596,750	S	*	7/2009	Lev et al.	.....	D24/212
D612,511	S	*	3/2010	Mills et al.	.....	D24/212
D615,662	S	*	5/2010	Turner	.....	D24/200
D619,268	S	*	7/2010	Sugiyama et al.	.....	D24/212
D625,021	S	*	10/2010	Stoddard	.....	D24/212
D628,303	S	*	11/2010	Hsu	.....	D24/213
D652,941	S	*	1/2012	Zamar	.....	D24/215
D687,958	S	*	8/2013	Turner	.....	D24/215
D696,391	S	*	12/2013	Sidell	.....	D23/366
D697,630	S	*	1/2014	Turner	.....	D24/215
D698,450	S	*	1/2014	Kwon	.....	D24/215
D701,614	S	*	3/2014	Ding	.....	D24/215
2003/0050579	A1	*	3/2003	Hsieh et al.	.....	601/104
2010/0081973	A1	*	4/2010	Tsai et al.	.....	601/134

\* cited by examiner

*Primary Examiner* — Sandra Snapp  
(74) *Attorney, Agent, or Firm* — Burr & Brown, PLLC

(57) **CLAIM**  
The ornamental design for a massage apparatus, as shown and described.

**DESCRIPTION**

FIG. 1 is a perspective view of a massage apparatus illustrating my new design;  
FIG. 2 a front view thereof;  
FIG. 3 is a rear view thereof;  
FIG. 4 is a right side view thereof;  
FIG. 5 is a left side view thereof;  
FIG. 6 is a top view thereof; and,  
FIG. 7 is a bottom view thereof.  
The broken lines shown in the drawings represent portions of the massage apparatus that form no part of the claimed design.

**1 Claim, 7 Drawing Sheets**

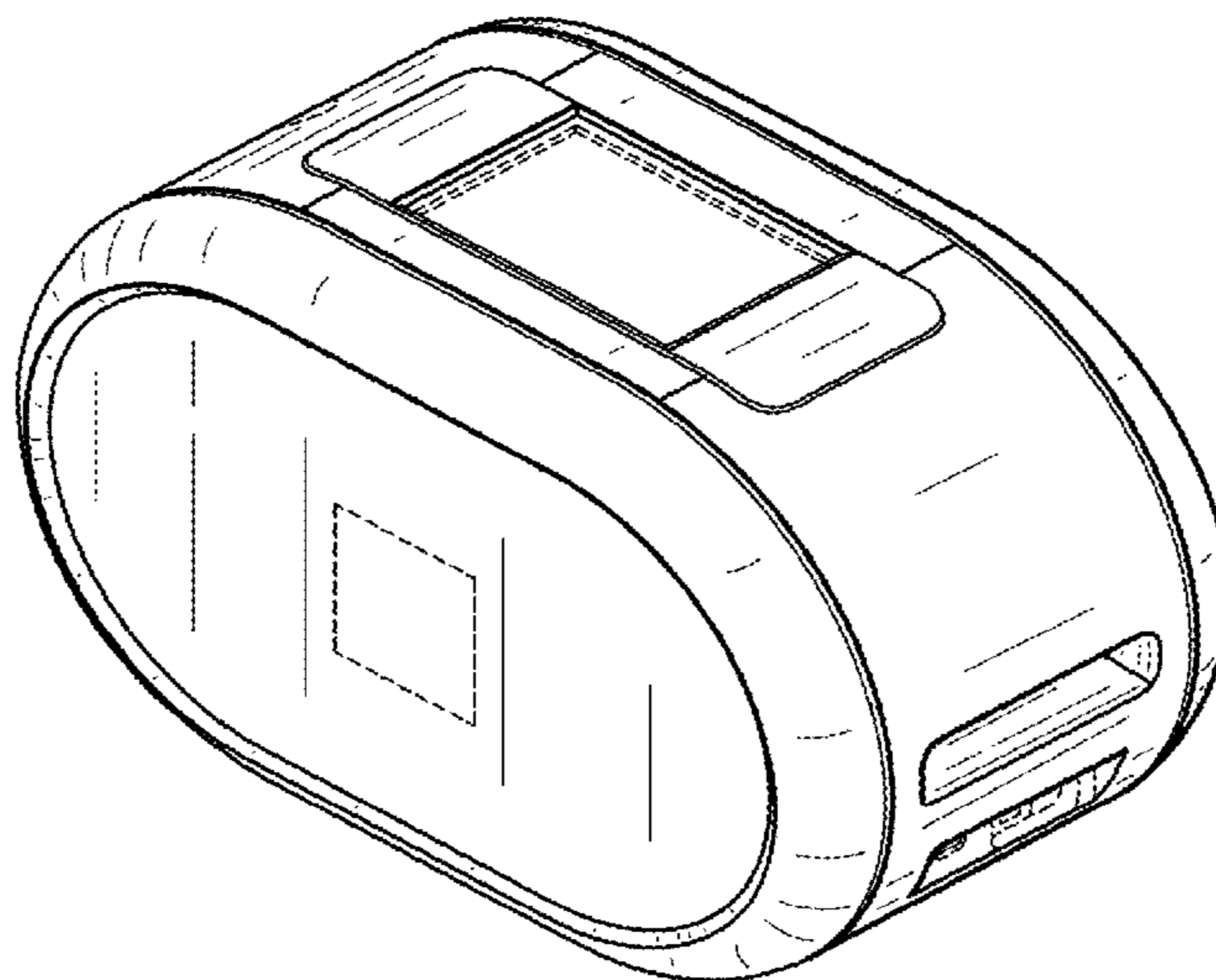


FIG. 1

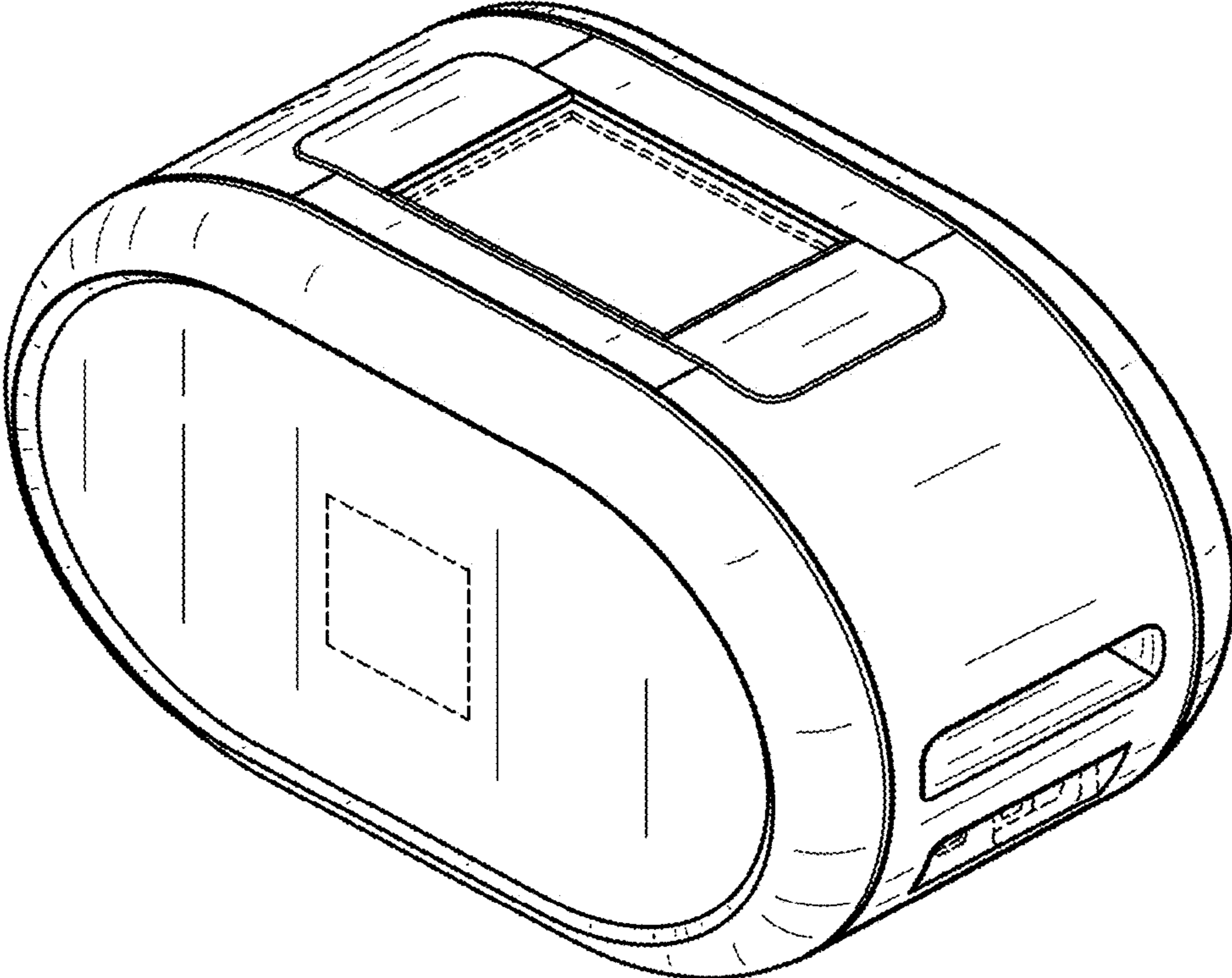


FIG. 2

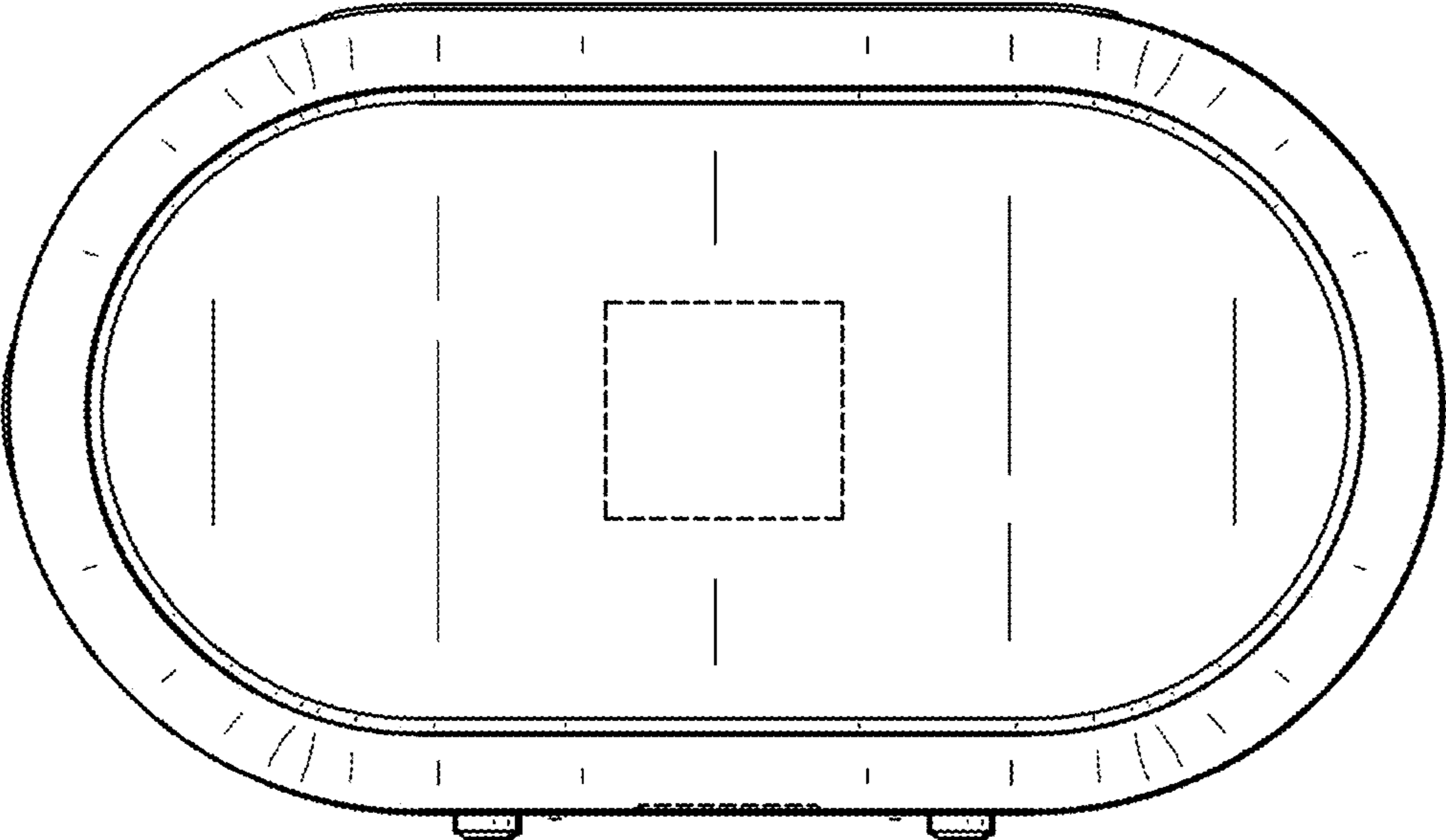


FIG. 3

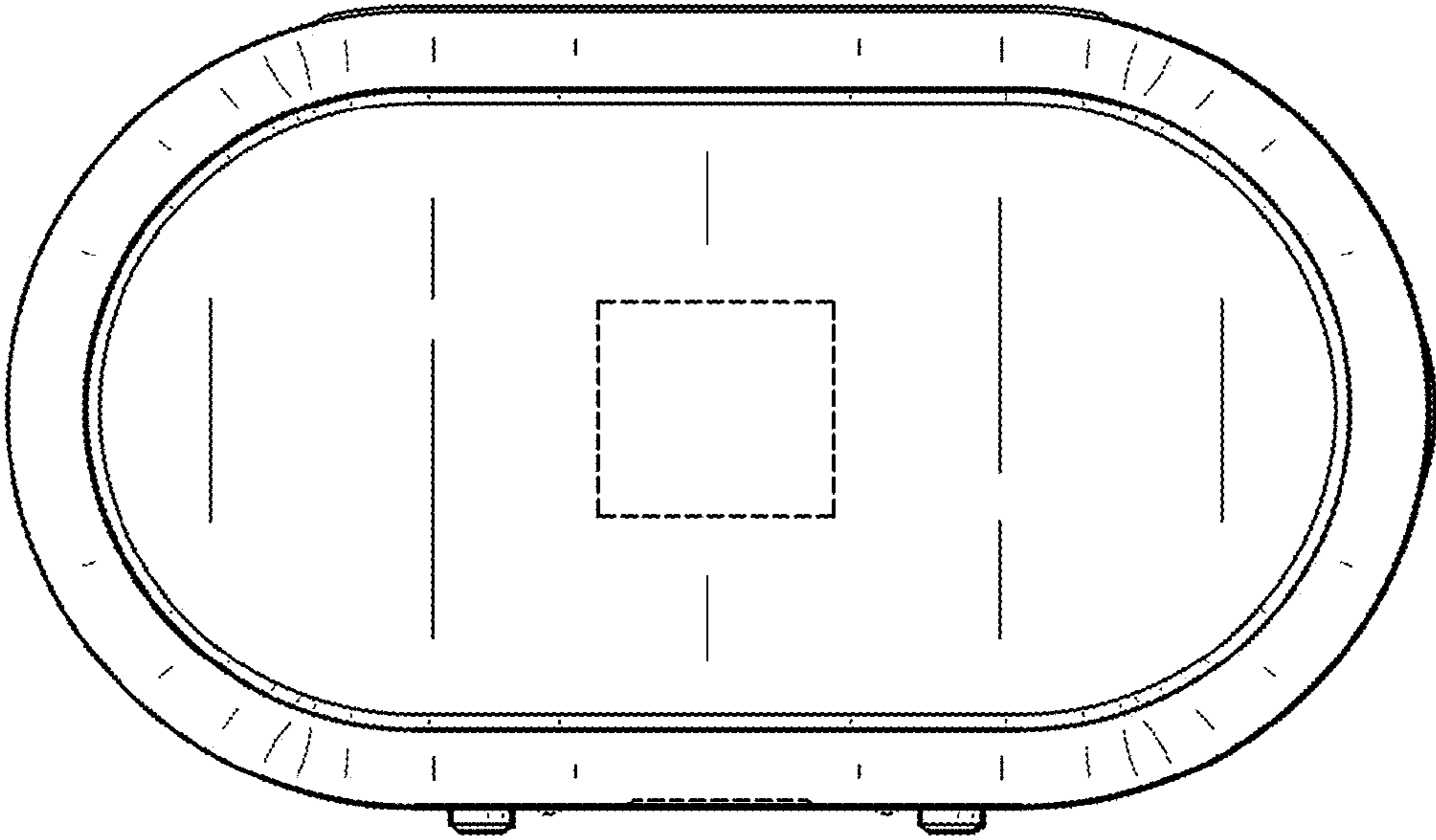


FIG. 4

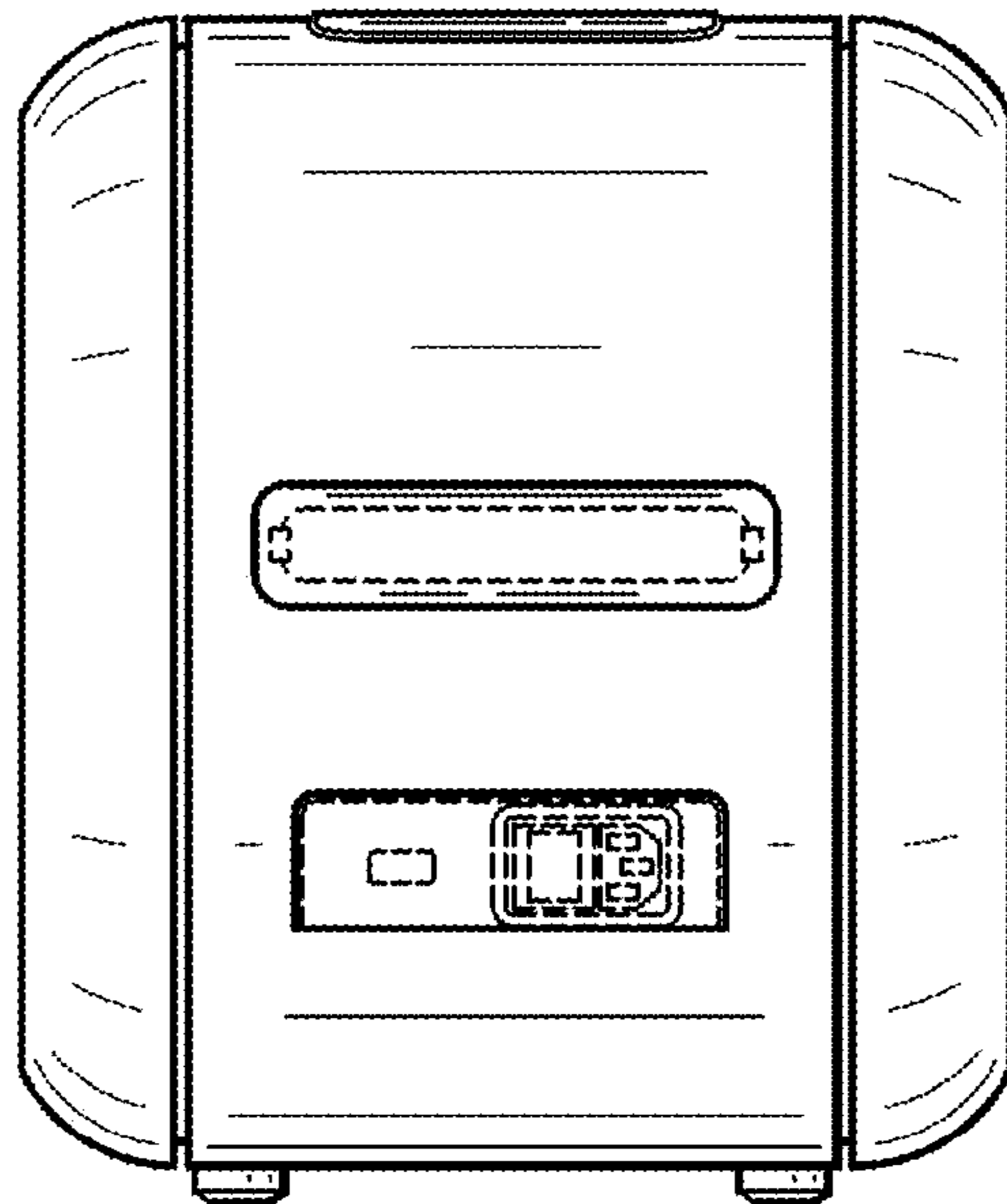


FIG. 5




FIG. 6

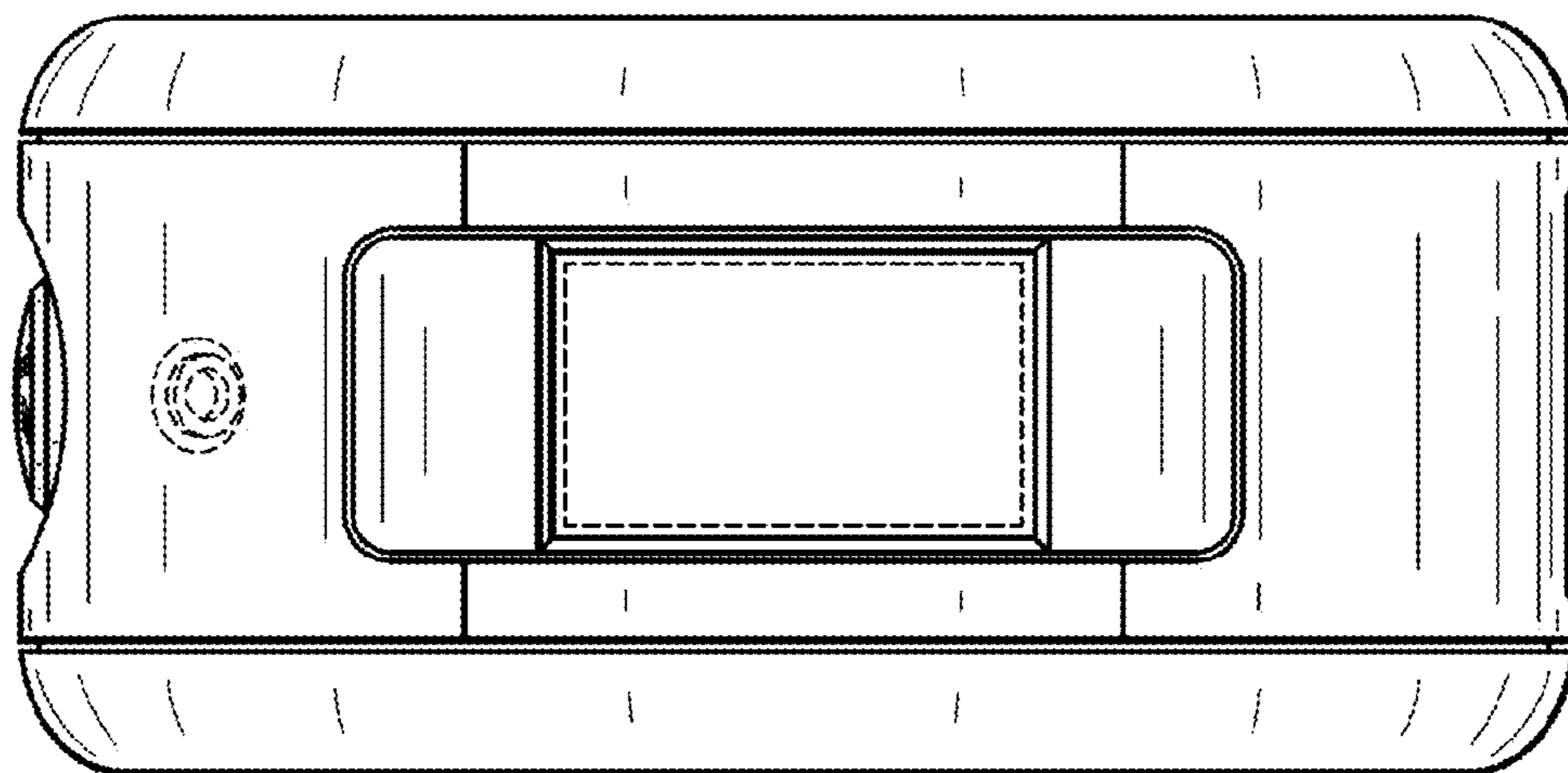


FIG. 7

