



US00D745637S

(12) **United States Design Patent**
Penkkimäki

(10) **Patent No.:** **US D745,637 S**

(45) **Date of Patent:** **** Dec. 15, 2015**

(54) **VALVE DISK**

(71) Applicant: **WD RACING OY**, Tampere (FI)

(72) Inventor: **Pekka Penkkimäki**, Siuro (FI)

(73) Assignee: **WD RACING OY**, Tampere (FI)

(**) Term: **14 Years**

(21) Appl. No.: **29/467,629**

(22) Filed: **Sep. 20, 2013**

(30) **Foreign Application Priority Data**

Mar. 22, 2013 (EM) 002207233

(51) **LOC (10) Cl.** **23-01**

(52) **U.S. Cl.**
USPC **D23/233**

(58) **Field of Classification Search**
USPC D23/233–237, 244–249; 277/549;
137/223, 224, 230; 222/402.1, 402.11,
222/402.2, 402.21, 402.22, 402.23, 402.24,
222/402.25, 81, 82, 83; 138/33
CPC F16K 1/446; F16K 3/08; F16K 11/074;
F16K 3/18; F16K 3/20; F16K 47/08
See application file for complete search history.

(56) **References Cited**

U.S. PATENT DOCUMENTS

3,357,680 A * 12/1967 Williams 251/305
D346,641 S * 5/1994 Scheurer D23/233
D370,963 S * 6/1996 Daansen D23/235
5,810,327 A * 9/1998 Lutz 251/75
D404,464 S * 1/1999 Niemczyk D23/233
D413,374 S * 8/1999 Tine, Jr. D23/233
6,073,647 A * 6/2000 Cook et al. 137/315.12
D470,221 S * 2/2003 Niemczyk D23/233
D576,254 S * 9/2008 McBroom D23/233

D646,754 S * 10/2011 Reimann et al. D23/233
D669,967 S * 10/2012 Andersen et al. D23/233
D685,877 S * 7/2013 Nemoto D23/233
D690,391 S * 9/2013 Garm et al. D23/233
D694,857 S * 12/2013 Au D23/233
D706,904 S * 6/2014 Faraon Chaul Huerta ... D23/233
D708,708 S * 7/2014 Harvell D23/233
D720,045 S * 12/2014 Landi D23/233
2004/0237733 A1 * 12/2004 Lewis 81/461
2006/0042691 A1 * 3/2006 Brzoska et al. 137/241
2012/0027880 A1 2/2012 Cazzanti et al.

FOREIGN PATENT DOCUMENTS

DE 40202339-0003 9/2014
EP 2524787 A1 11/2012
FI 106938 B 5/2001
GB 922788 8/1959
GB 3018778 10/2004
JP H04-123859 A 4/1992
JP 2011-116012 A 6/2011
KR 30-0476414 1/2008
KR 10-0957800 B1 5/2010
WO 062471 10/2002

* cited by examiner

Primary Examiner — Cynthia Ramirez

(74) *Attorney, Agent, or Firm* — Birch, Stewart, Kolasch & Birch, LLP


(57) **CLAIM**

The ornamental design for a valve disk, as shown and described.

DESCRIPTION

FIG. 1 is a front view of a valve disk showing my new design, the rear, left side and right side views being the same; FIG. 2 is a front perspective view of FIG. 1; FIG. 3 is a top view of FIG. 1; and, FIG. 4 is a bottom view of FIG. 1.

1 Claim, 2 Drawing Sheets






Fig. 1

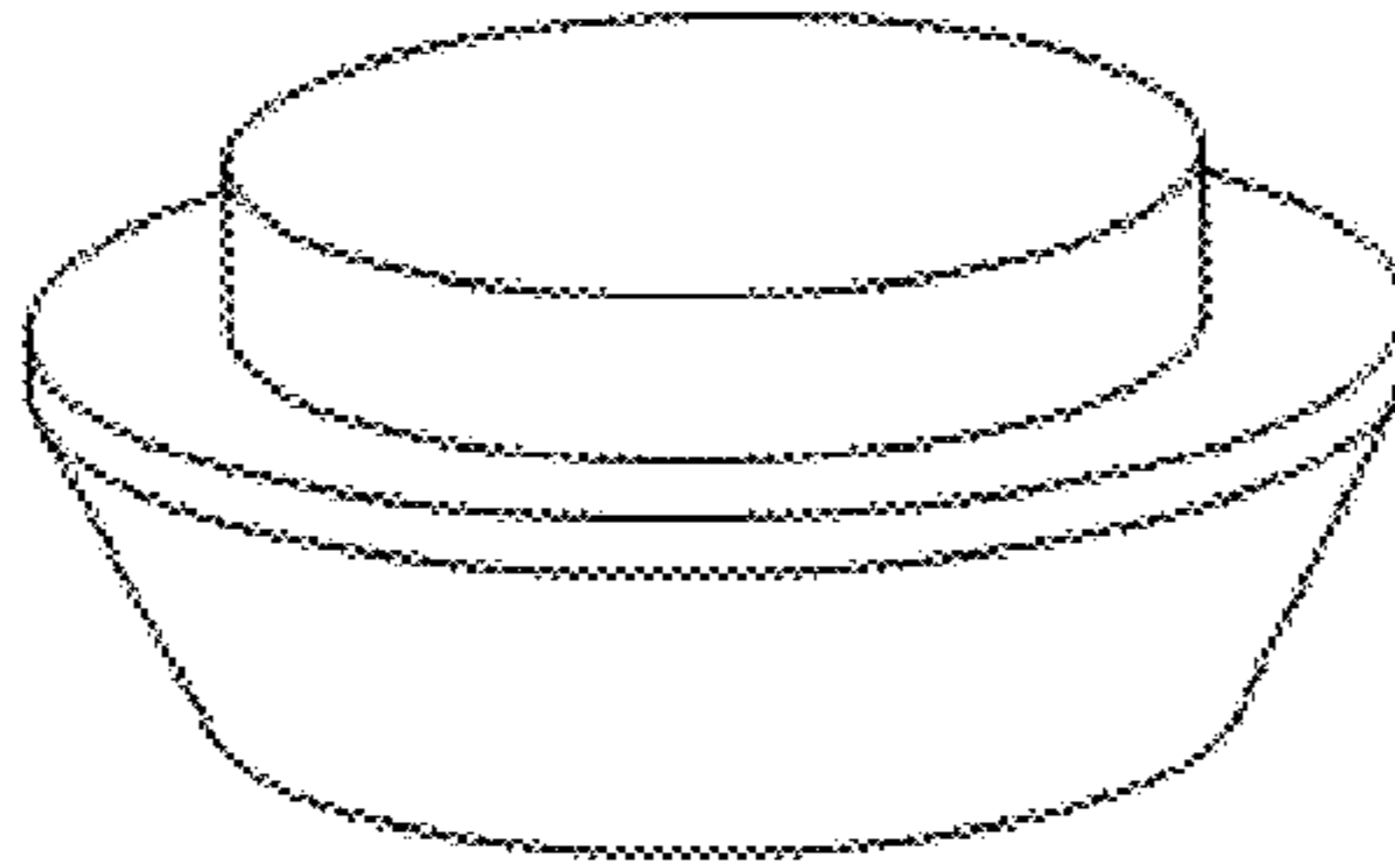


Fig. 2

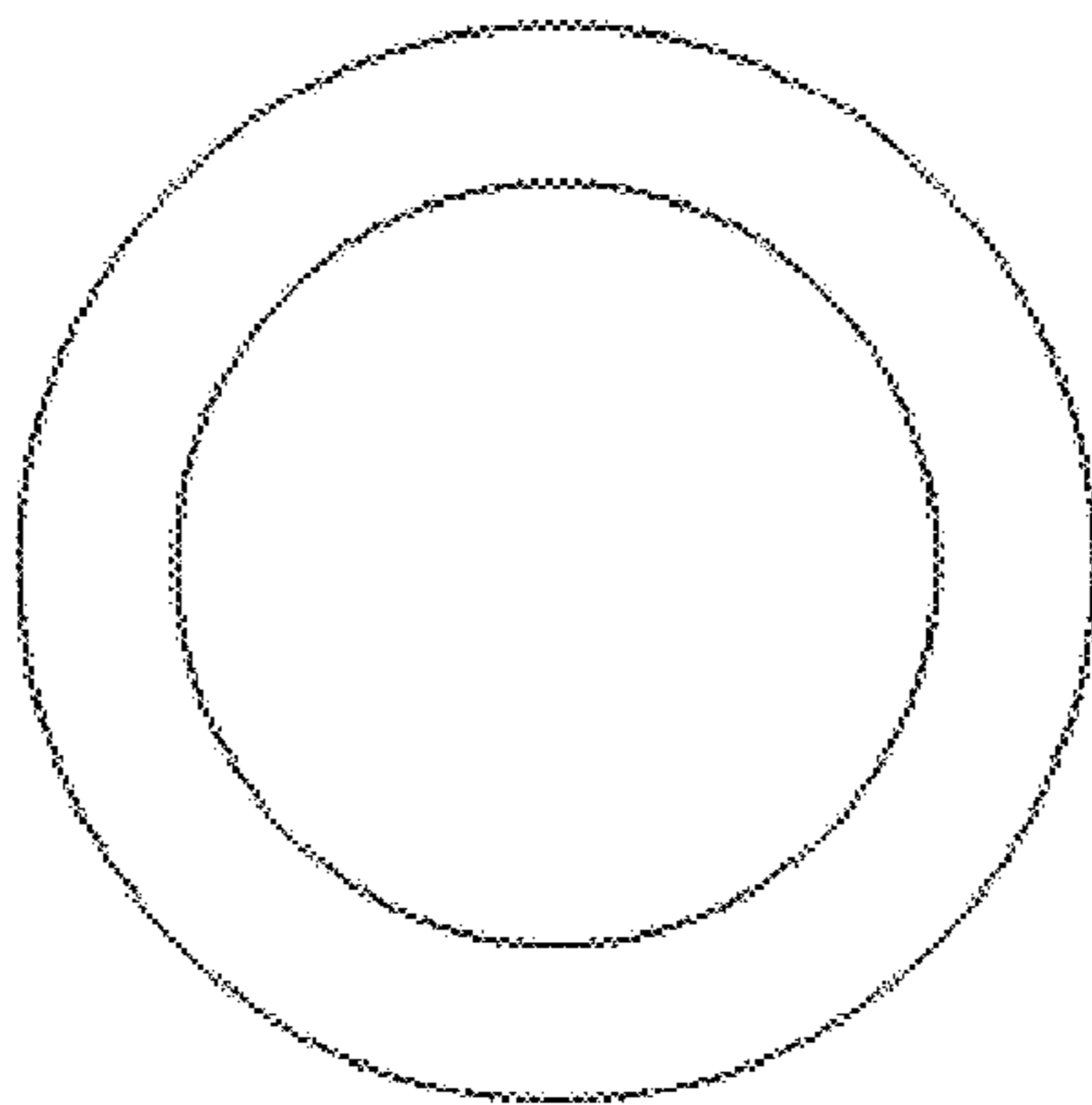


Fig. 3

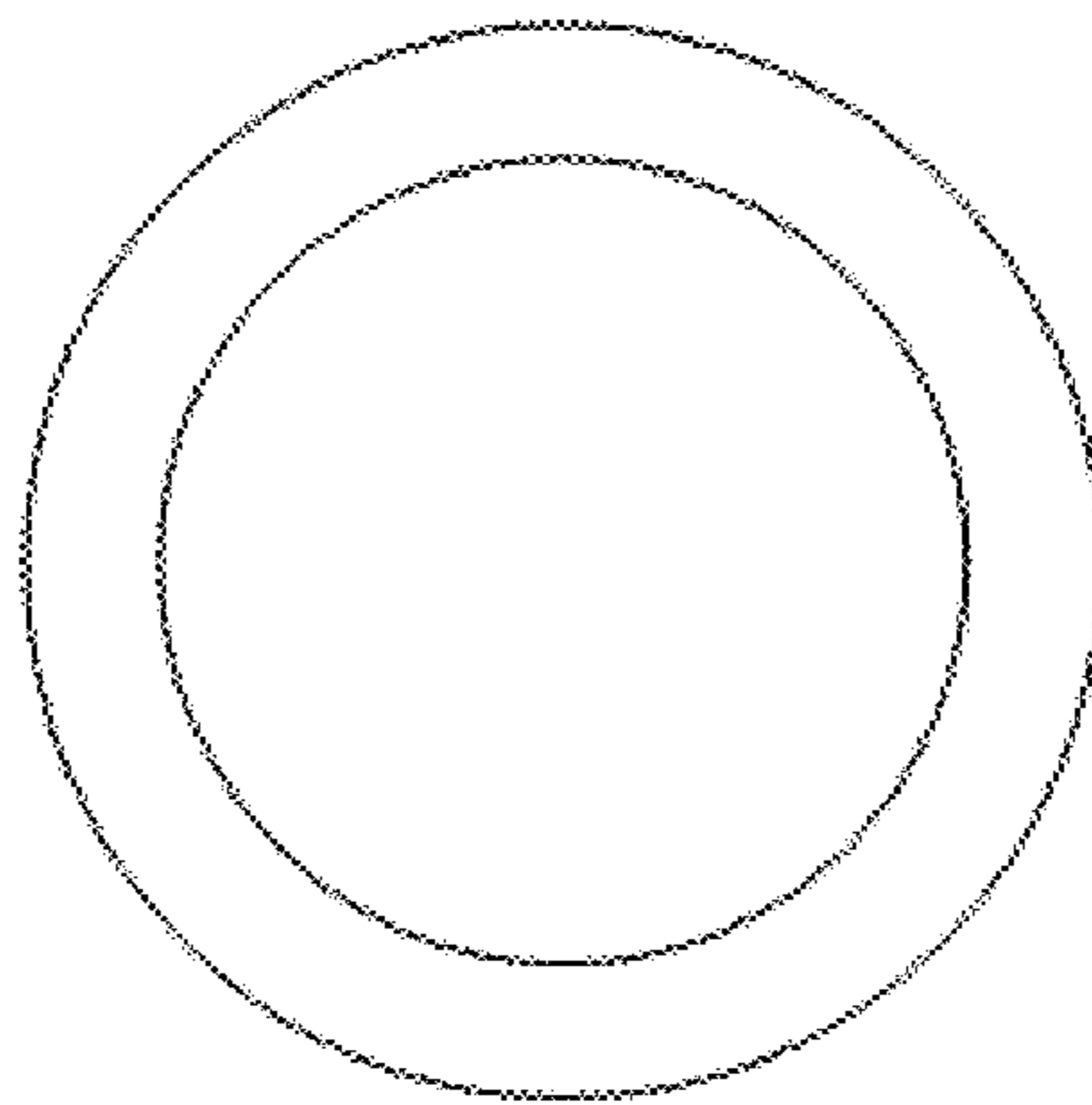


Fig. 4