

US00D745632S

(12) **United States Design Patent**
Beasley

(10) **Patent No.:** **US D745,632 S**
(45) **Date of Patent:** **** Dec. 15, 2015**

(54) **FISHING LURE**

(71) Applicant: **James Baird Beasley**, Port Angeles, WA
(US)

(72) Inventor: **James Baird Beasley**, Port Angeles, WA
(US)

(73) Assignee: **James Baird Beasley**, Part Angeles, WA
(US)

(**) Term: **14 Years**

(21) Appl. No.: **29/442,992**

(22) Filed: **Jun. 24, 2013**

(51) **LOC (10) Cl.** **22-05**

(52) **U.S. Cl.**
USPC **D22/128**

(58) **Field of Classification Search**
USPC D22/126-133; 43/42.16, 42.49, 42.11,
43/42.13, 42.14, 42.15, 42.17, 42.18,
43/42.19, 42.32, 42.33
CPC A01K 85/00; A01K 85/10; A01K 85/12;
A01K 85/14

See application file for complete search history.

(56) **References Cited**

U.S. PATENT DOCUMENTS

2,574,529	A *	11/1951	Carter, Jr.	43/42.52
2,594,038	A *	4/1952	Lauterwasser	43/42.28
D217,764	S *	6/1970	Turbeville et al.	D22/128
D227,463	S *	6/1973	Perrin	D22/128
D240,824	S *	8/1976	Davis	D22/128
D272,080	S *	1/1984	Jablonski et al.	D22/128
D458,337	S *	6/2002	Barefoot	D22/128
D696,743	S *	12/2013	O'Grady	D22/131

* cited by examiner

Primary Examiner — Catheri Oliver-Garcia

(57) **CLAIM**

I claim the ornamental design for a fishing lure, as shown and described.

DESCRIPTION

FIG. 1 is top view of the fishing lure;
FIG. 2 is bottom view thereof;
FIG. 3 is left side view thereof; and,
FIG. 4 is right side view.

1 Claim, 1 Drawing Sheet




Fig 1.




Fig 2.



Fig 3.




Fig 4.

