



US00D745627S

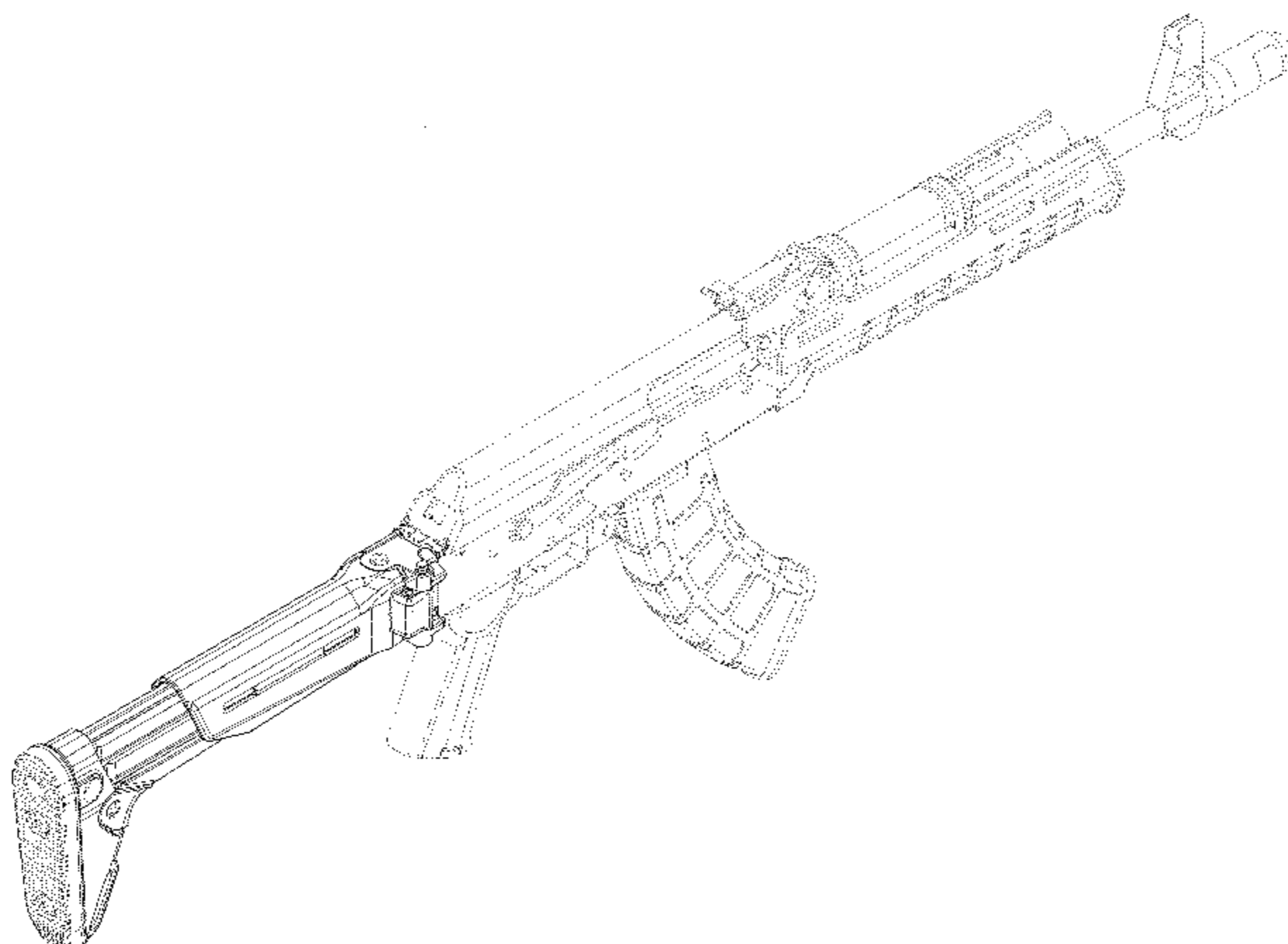
(12) **United States Design Patent**  
**Kielsmeier et al.**

(10) **Patent No.:** **US D745,627 S**  
(45) **Date of Patent:** **\*\* Dec. 15, 2015**

- (54) **FOLDING FIREARM STOCK**
- (71) Applicant: **Magpul Industries Corporation**, Erie, CO (US)
- (72) Inventors: **Nicholas Kielsmeier**, Denver, CO (US); **Thomas Ward, Jr.**, Tualatin, CO (US); **William B. Bennett**, Lafayette, CO (US); **Michael T. Mayberry**, Denver, CO (US); **Richard Fitzpatrick**, West Lake Hills, TX (US); **Grady Barfoot**, Denver, CO (US); **Timothy Roberts**, Erie, CO (US)
- (73) Assignee: **Magpul Industries Corporation**, Louisville, CO (US)
- (\*\*) Term: **14 Years**
- (21) Appl. No.: **29/497,272**
- (22) Filed: **Jul. 22, 2014**
- (51) **LOC (10) Cl.** ..... **22-01**
- (52) **U.S. Cl.**  
USPC ..... **D22/108**
- (58) **Field of Classification Search**  
USPC ..... D22/103, 108; D21/572-573  
CPC ..... F41C 23/04; F41C 23/06; F41C 23/14;  
F41C 23/22; F41C 33/007  
See application file for complete search history.

D297,855	S	9/1988	Ruger	
4,788,785	A	12/1988	White	
D304,223	S	10/1989	Ruger	
4,896,446	A	1/1990	Gregory	
5,031,348	A	7/1991	Carey	
5,075,995	A	12/1991	Kennel	
D324,557	S	3/1992	Livingston	
5,933,997	A	8/1999	Barrett	
D462,104	S	8/2002	McCarthy	
6,598,330	B2	7/2003	Garrett	
6,637,141	B1	10/2003	Weatherby	
D514,123	S	1/2006	Naruki	
D516,660	S	3/2006	Murello	
D516,807	S	3/2006	Richardson	
D517,637	S	3/2006	Murello	
7,162,823	B2	1/2007	Schoppman	
D551,313	S	9/2007	Saur	
D589,578	S	3/2009	Choma	
D603,013	S	10/2009	Fitzpatrick	
D606,614	S	12/2009	Fitzpatrick	
7,647,719	B2	1/2010	Fitzpatrick	
7,827,722	B1	11/2010	Davies	
D636,833	S	4/2011	Mayberry	
D636,834	S	4/2011	Mayberry	
D639,891	S	6/2011	Chvala	
D640,342	S	6/2011	Fitzpatrick	
D645,110	S	9/2011	Cook	
D645,533	S	9/2011	Peterson	
D648,412	S	11/2011	Cook	
D661,366	S	6/2012	Zusman	
D661,768	S	6/2012	Keng	
D668,311	S	10/2012	Rogers	
D676,921	S	2/2013	Fitzpatrick	
D680,611	S	4/2013	Emde	
D680,613	S	4/2013	Fitzpatrick	
D681,151	S	4/2013	Fitzpatrick	
D683,808	S	6/2013	Elkaim	
D688,768	S	8/2013	Fitzpatrick	
D691,234	S	10/2013	Fitzpatrick	
D692,087	S	10/2013	Fitzpatrick	
D695,377	S	12/2013	Mayberry	
D700,265	S	2/2014	Mayberry et al.	
8,656,622	B2	2/2014	Peterson	
D704,294	S	5/2014	Jarboe	
8,720,099	B1	5/2014	Sisk	
D706,879	S	6/2014	Chu	
8,769,853	B1	7/2014	LaRue	
8,844,185	B2 *	9/2014	Jarboe	F41C 23/04 42/73
D722,669	S	2/2015	Keller	
D722,671	S	2/2015	Mayberry	
9,109,855	B1 *	8/2015	Kincel	F41C 23/20
2007/0130817	A1	6/2007	Ballard	

- (56) **References Cited**  
U.S. PATENT DOCUMENTS
- 922,173 A 5/1909 Lovelace
- 1,032,628 A 7/1912 Sherman
- 1,651,299 A 11/1927 Stansel
- D196,304 S 9/1963 Hoge
- 3,618,249 A 11/1971 Grandy
- 3,710,496 A 1/1973 Packmayr
- D241,836 S 10/1976 Ruger
- 4,120,108 A 10/1978 Vickers
- 4,122,623 A 10/1978 Stice
- 4,203,243 A 5/1980 Hickman
- 4,589,219 A 5/1986 Milliman
- 4,663,877 A 5/1987 Bragg



2007/0180984	A1	8/2007	Huther	
2008/0028662	A1	2/2008	Abraham	
2008/0034638	A1	2/2008	Spuhr	
2008/0052979	A1	3/2008	Lee	
2008/0168695	A1	7/2008	Nakayama	
2008/0236016	A1	10/2008	Fitzpatrick	
2008/0236017	A1	10/2008	Fitzpatrick	
2009/0241397	A1	10/2009	Fitzpatrick	
2010/0115817	A1	5/2010	Faifer	
2010/0205846	A1	8/2010	Fitzpatrick	
2010/0251590	A1	10/2010	Fitzpatrick	
2010/0275489	A1	11/2010	Cabahug	
2011/0173863	A1	7/2011	Ingram	
2011/0192067	A1	8/2011	Troy	
2011/0283586	A1	11/2011	Scallie	
2012/0073177	A1	3/2012	Laney	
2012/0137562	A1*	6/2012	Langevin	..... F41C 23/04 42/75.03
2012/0174455	A1	7/2012	Edelman	
2012/0174456	A1	7/2012	Depierro	
2012/0174457	A1	7/2012	Edelman	
2012/0279384	A1	11/2012	Hochstrate	
2014/0075815	A1	3/2014	Jarboe	
2015/0013203	A1*	1/2015	Lopiccolo	..... F41C 23/04 42/73

OTHER PUBLICATIONS

Command Arms Accessories Online Catalog (2008) SRS Product Information.

Defensive\_Edge\_Sully\_Stock Defensive Edge Training and Consulting, Inc. Online Catalog (2010) "Sully Stock" Available Website: [http://www.thedefensiveedge.com/category\\_s/51.htm](http://www.thedefensiveedge.com/category_s/51.htm); Last Update: Unknown.

Heckler & Koch Online Catalog (2008) PSG1A1 Product Information.

Magpul Online Catalog (2007) FAL Preproduction Product Information.

Magpul Online Catalog (2007) PRS Ar15/M16 Product Information. Total\_Silence\_Home\_of\_the\_XM607\_Buttstock TSI Online Catalog (2011) "Total Silence—Home of the XM607 Buttstock" Available Website: <http://totalsilenceinc.com/>; Last Update: Unknown.

Design U.S. Appl. No. 29/302,198, filed Jan. 11, 2008, "Automatic Rifle" by Fitzpatrick.

Design U.S. Appl. No. 29/399,326, filed Aug. 12, 2011, "ACS Rifle Stock" by Fitzpatrick.

Design U.S. Appl. No. 29/403,627, filed Oct. 7, 2011, "Stock for Firearm" by Mayberry.

Design U.S. Appl. No. 29/405,857, filed Nov. 7, 2011, "Stock for a Firearm" by Fitzpatrick Issued.

Design U.S. Appl. No. 29/410,910, filed Jan. 13, 2012, "PMAG 30M3 Firearm Magazine" by Fitzpatrick Issued.

Design U.S. Appl. No. 29/420,155, filed May 4, 2012, "Translucent Magazine for a Firearm" by Fitzpatrick.

Design U.S. Appl. No. 29/423,116, filed May 29, 2012, "M3 10 Magazine" by Bennett Issued.

Design U.S. Appl. No. 29/423,117, filed May 29, 2012, "M3 20 Magazine" by Bennett.

Design U.S. Appl. No. 29/440,787, filed Dec. 27, 2012, "Firearm Magazine" by Mayberry.

Design U.S. Appl. No. 29/440,889, filed Dec. 28, 2012, "Firearm Magazine" by Kielsmeier.

Design U.S. Appl. No. 29/440,792, filed Dec. 27, 2012, "Firearm Magazine with Window" by Kielsmeier.

Design U.S. Appl. No. 29/450,963, filed Mar. 26, 2013, "Magazine for a Firearm" by Nakayama.

Design U.S. Appl. No. 29/450,964, filed Mar. 26, 2013, "Magazine for a Firearm" by Nakayama.

Magpul\_CTR\_MOE\_025\_CHEEK\_RISER Magpul Industries Corporation CTR®/MOE® 0.25" Cheek Riser; Website [Online] Available Website: <http://www.magpul.com/products/ctr%C2%AE-moe%C2%AE-0-25-cheek-riser?VariantID=VO343>; Last Update: Unknown; Accessed on: Jan. 30, 2015.

Magpul\_CTR\_MOE\_050\_CHEEK\_RISER Magpul Industries Corporation CTR®/MOE® 0.50" Cheek Riser; Website [Online] Available Website: <http://www.magpul.com/products/ctr%C2%AE-moe%C2%AE-0-50-cheek-riser?VariantID=VO343%22>; Last Update: Unknown; Accessed on: Jan. 30, 2015.

Magpul\_CTR\_MOE\_075\_CHEEK\_RISER Magpul Industries Corporation CTR®/MOE® 0.75" Cheek Riser; Website [Online] Available Website: <http://www.magpul.com/products/ctr%C2%AE-moe%C2%AE-0-75-cheek-riser?VariantID=VO343>; Last Update: Unknown; Accessed on: Jan. 30, 2015.

Design U.S. Appl. No. 29/486,193, "Firearm Stock" filed Mar. 27, 2014.

Design U.S. Appl. No. 29/486,201, "Stock Butt Pad" filed Mar. 27, 2014.

Design U.S. Appl. No. 29/504,958, "Cheek Rest for a Firearm" filed Oct. 10, 2014.

Design U.S. Appl. No. 29/508,882, "Firearm Stock" filed Nov. 12, 2014.

Design U.S. Appl. No. 29/512,719, "Fixed Stock for a Firearm" filed Dec. 22, 2014.

Magpul\_2012\_SGA\_High\_Cheek\_Riser\_Kit Magpul Industries Corporation (Jan. 20, 2012) SGA® High Cheek Riser Kit; Website [Online] Available Website: <http://store.magpul.com/product/MAG461/shotgun>; Last Update: Jul. 1, 2014; Accessed on: Nov. 13, 2014.

Magpul\_2012\_SGA\_Low\_Cheek\_Riser\_Kit Magpul Industries Corporation (Date) SGA® Low Cheek Riser Kit; Website [Online] Available Website: <http://store.magpul.com/product/MAG463/shotgun>; Last Update: Jul. 2, 2014; Accessed on: Nov. 13, 2014.

Magpul\_2013\_SGA\_Receiver\_Sling\_Mount Magpul Industries Corporation (Jan. 18, 2013) SGA® Receiver Sling Mount—Mossberg 500/590/590A1 SGA Stock; Website [Online] Available Website: <http://store.magpul.com/product/MAG492/shotgun>; Last Update: Jul. 27, 2014; Accessed on: Nov. 13, 2014.

Magpul\_2013\_SGA\_Stock\_Mossberg\_500\_590\_590A1\_Shotgun Magpul Industries Corporation (Jan. 18, 2013) SGA® Stock—Mossberg 500/590/590A1 Shotgun; Website [Online] Available Website: <http://store.magpul.com/product/MAG490/shotgun>; Last Update: Jul. 1, 2014; Accessed on: Nov. 13, 2014.

\* cited by examiner

Primary Examiner — Michael A Pratt  
(74) Attorney, Agent, or Firm — Swanson & Bratachun, L.L.C.

(57) CLAIM

The ornamental design for a folding firearm stock, as shown and described.

DESCRIPTION

FIG. 1 is a top, right, rear perspective view of a first embodiment of a folding firearm stock attached to a firearm showing our new design with the folded firearm stock in a partially extended, deployed state;

FIG. 2 is a top, right, rear perspective view of the folding firearm stock of FIG. 1 with the folded firearm stock in a non-extended, folded state;

FIG. 3 is a top, right, rear perspective view of the folding firearm stock of FIG. 1;

FIG. 4 is a left side elevation view of the folding firearm stock of FIG. 1;

FIG. 5 is a right side elevation view of the folding firearm stock of FIG. 1;

FIG. 6 is a rear elevation view of the folding firearm stock of FIG. 1;

FIG. 7 is a front elevation view of the folding firearm stock of FIG. 1;

FIG. 8 is a top plan view of the folding firearm stock of FIG. 1;

FIG. 9 is a bottom plan view of the folding firearm stock of FIG. 1;

FIG. 10 is a bottom, left, front view of the folding firearm stock of FIG. 1;

FIG. 11 is a top, right, rear perspective view of the folding firearm stock of FIG. 1 having a low-rise embodiment of a cheek rest shown deployed on the top side of the folding firearm stock, the top, left, rear perspective view being a mirror image of the low-rise embodiment of a cheek rest and the remainder of the folding firearm stock being identical to that shown in FIGS. 1-10;

FIG. 12 is a top, right, rear perspective view of the folding firearm stock of FIG. 1 having a medium-rise embodiment of a cheek rest shown deployed on the top side of the folding firearm stock, the top, left, rear perspective view being a mirror image of the medium-rise embodiment of a cheek rest and the remainder of the folding firearm stock being identical

to that shown in FIGS. 1-10, the medium rise embodiment of the cheek rest differing from the low-rise embodiment of the cheek rest only by the height the cheek rest extends above the top side of the folding firearm; and,

FIG. 13 is a top, right, rear perspective view of the folding firearm stock of FIG. 1 having a high-rise embodiment of a cheek rest shown deployed on the top side of the folding firearm stock, the top, left, rear perspective view being a mirror image of the high-rise embodiment of a cheek rest and the remainder of the folding firearm stock being identical to that shown in FIGS. 1-10, the high-rise embodiment of the cheek rest differing from the medium-rise embodiment of the cheek rest only by the height the cheek rest extends above the top side of the folding firearm.

The broken lines showing portions of the design in all figures are included for the purpose of illustrating environment and unclaimed features and forms not part of the claimed design.

**1 Claim, 11 Drawing Sheets**

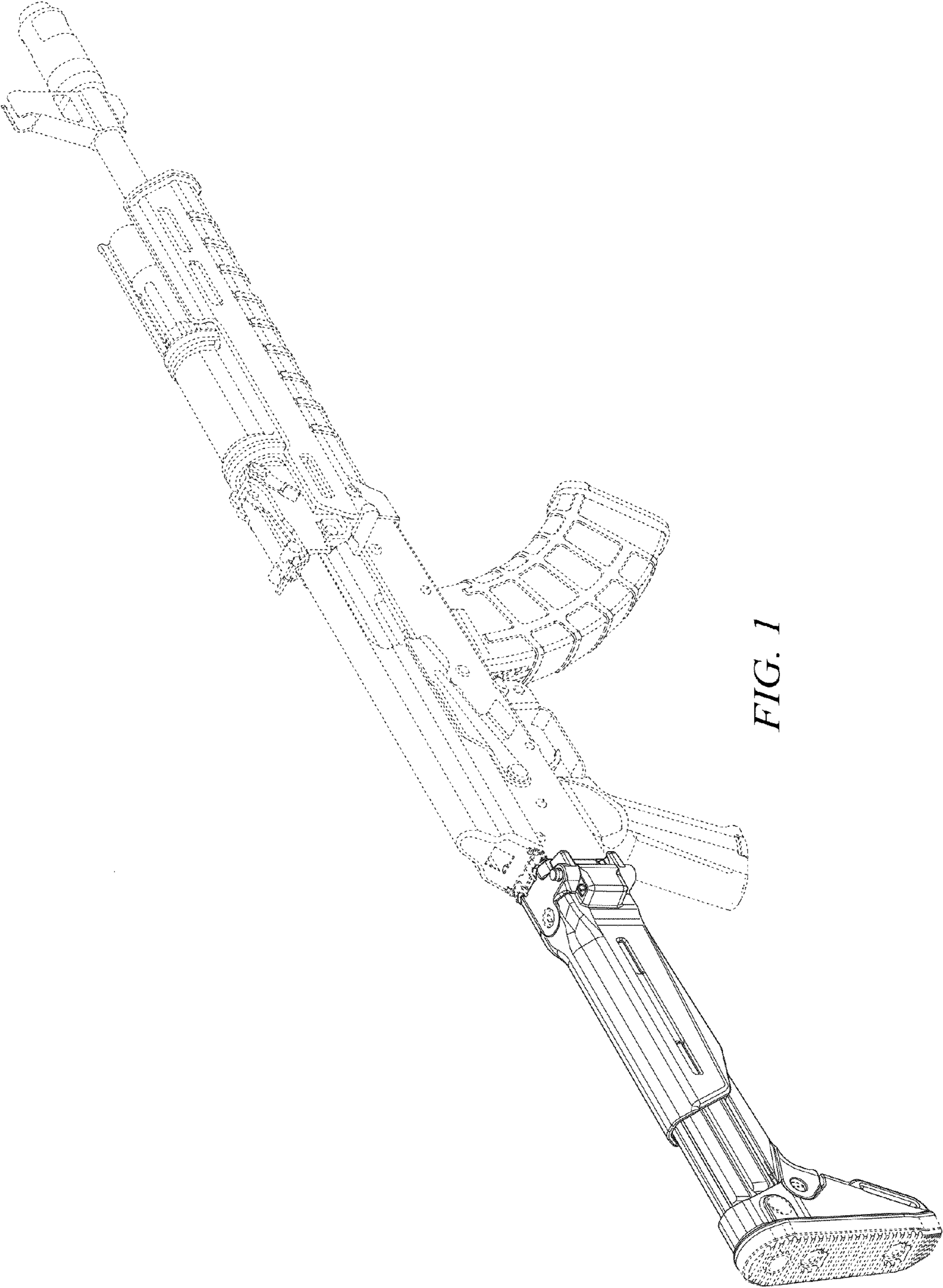
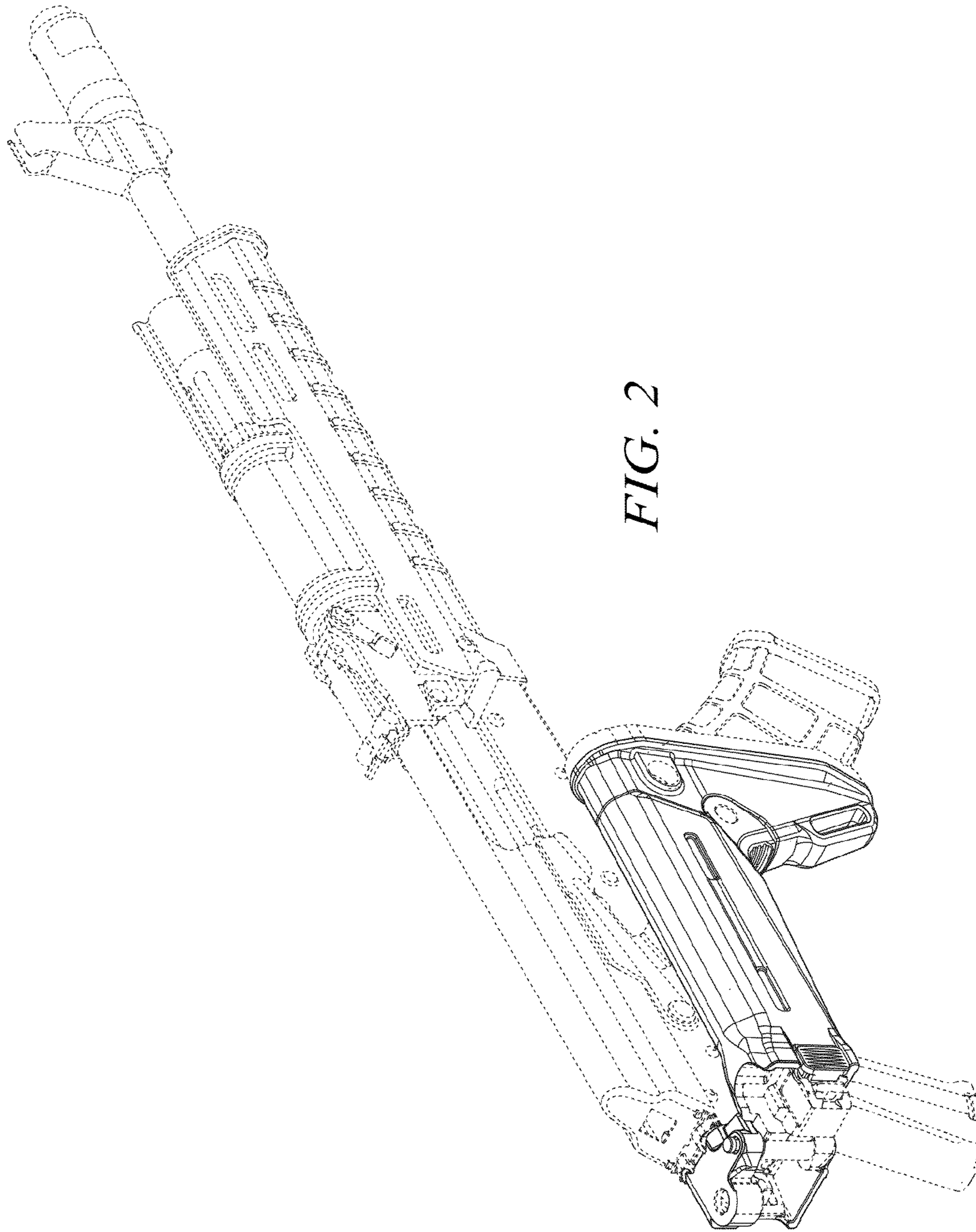


FIG. 1



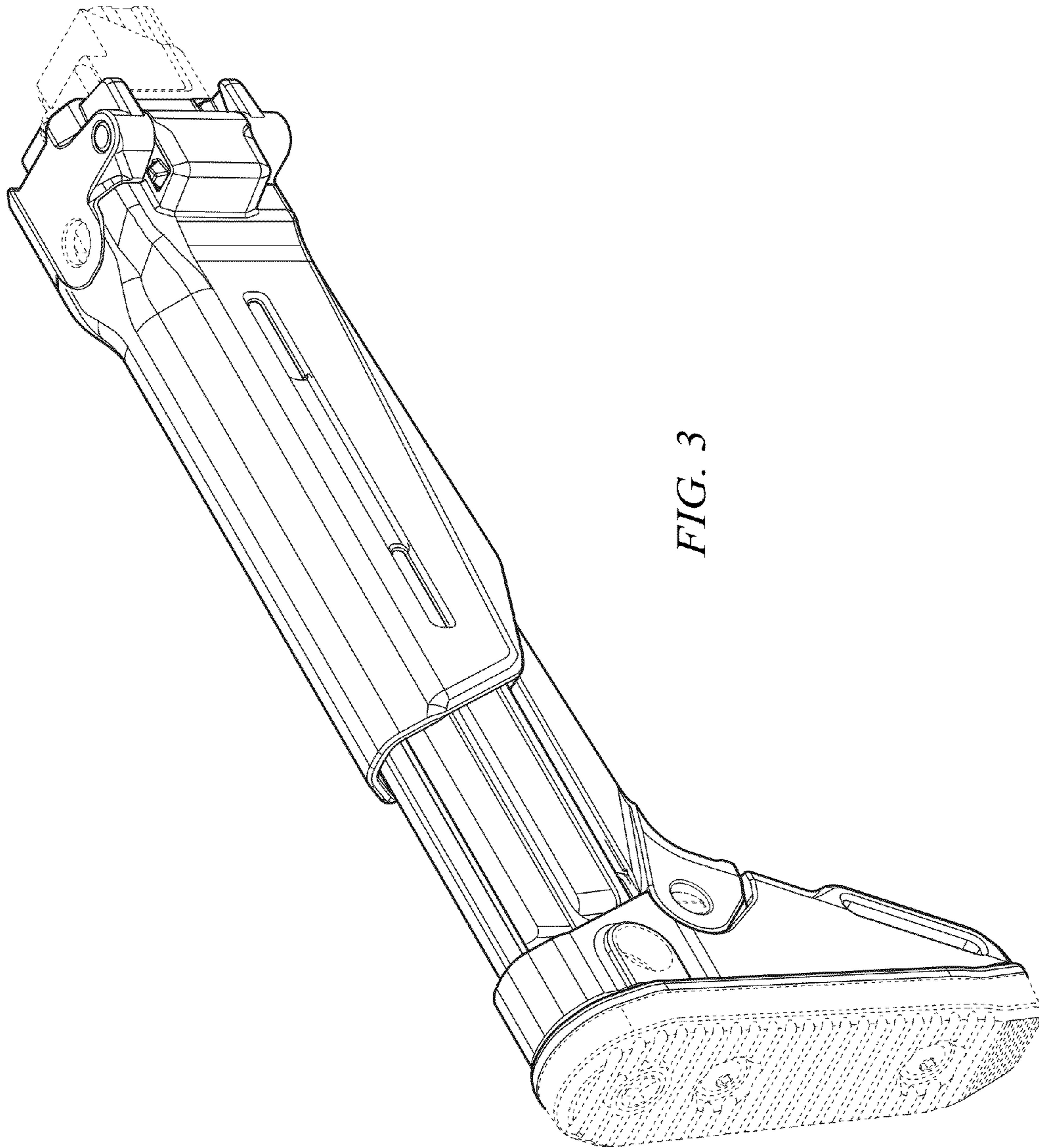


FIG. 3

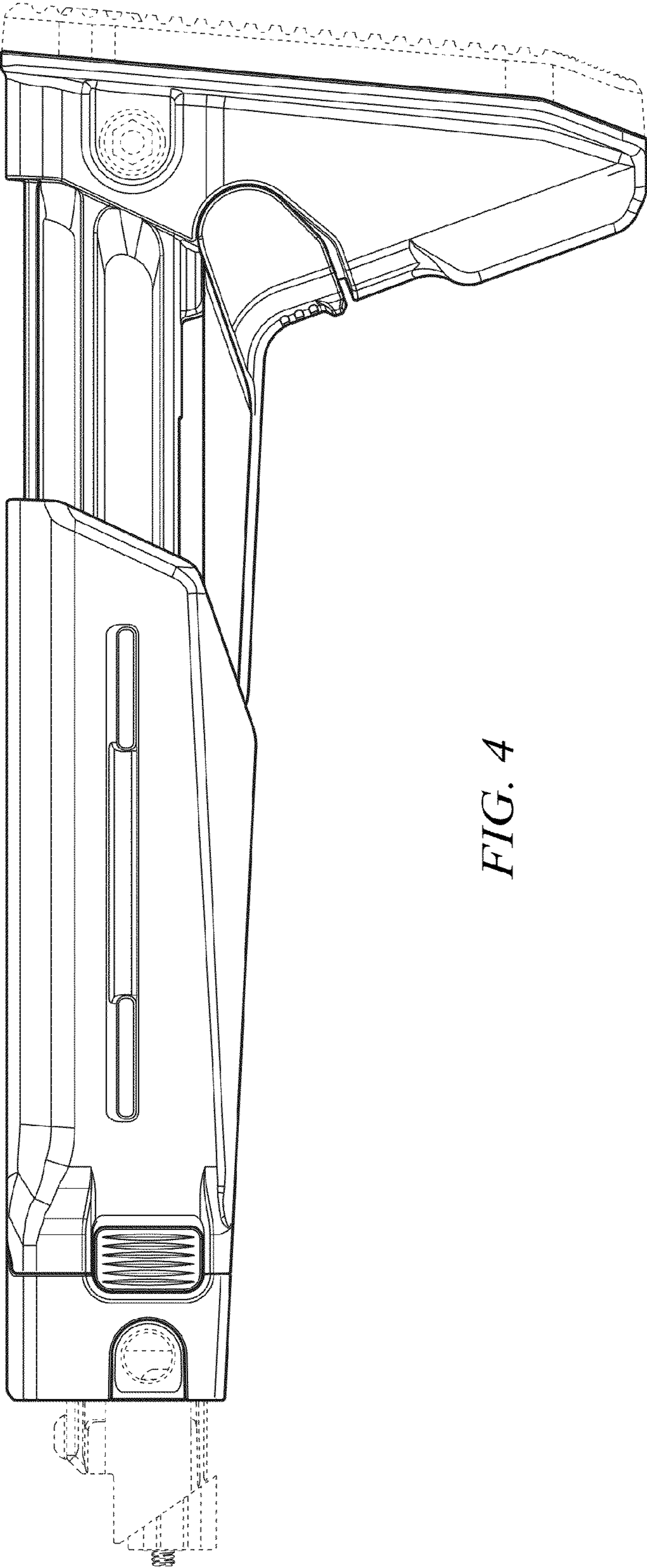


FIG. 4

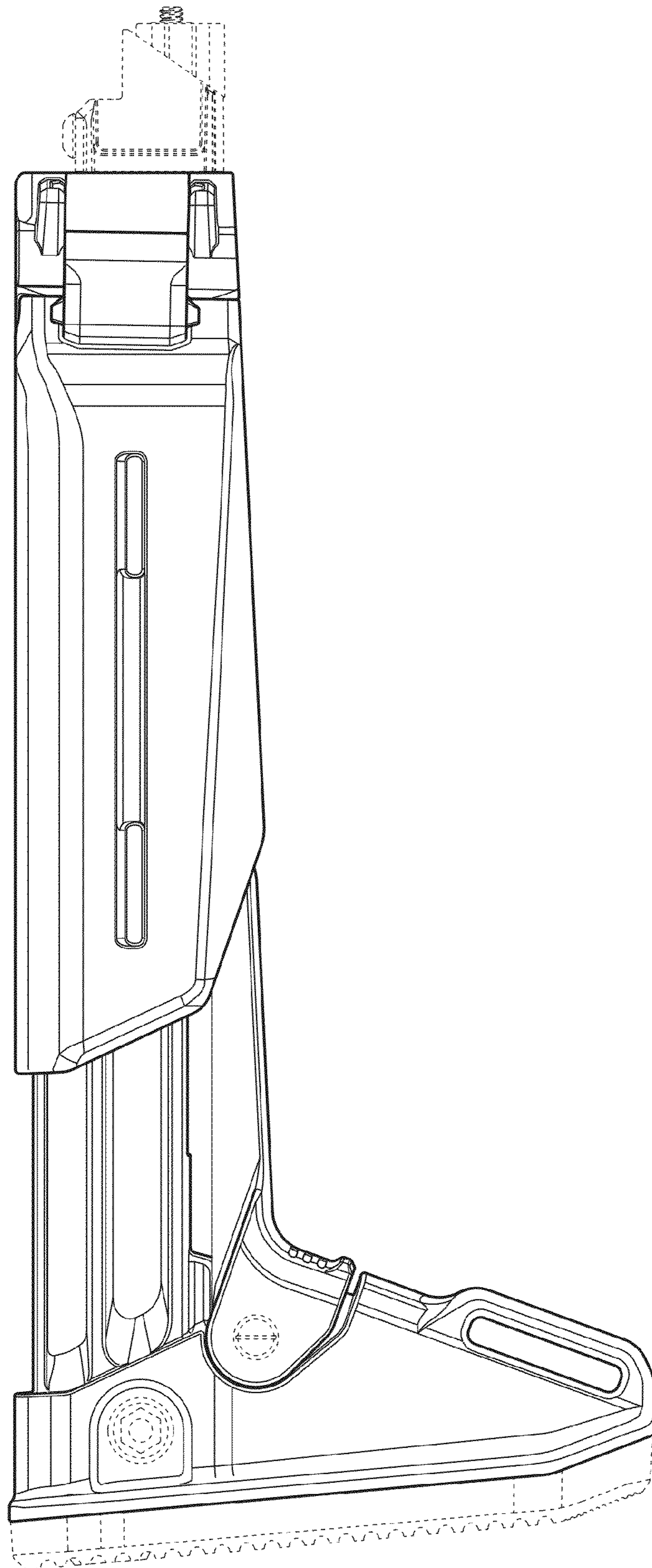


FIG. 5



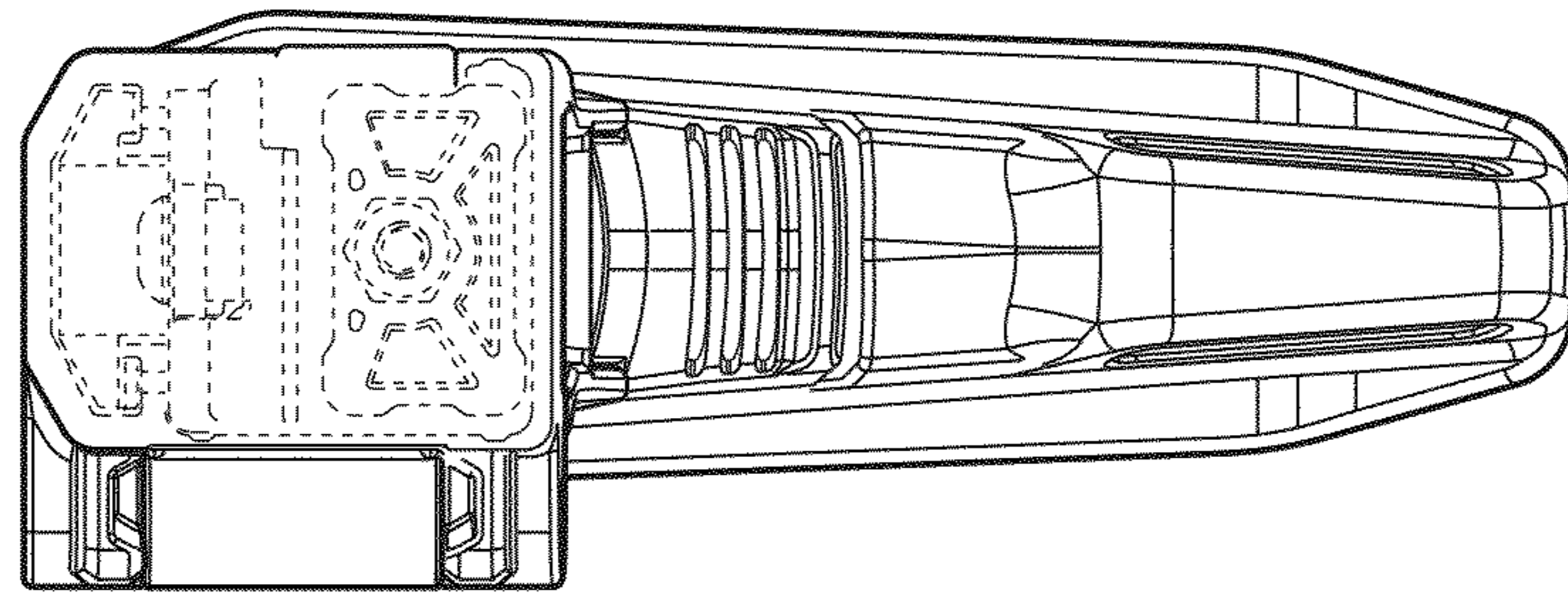


FIG. 7

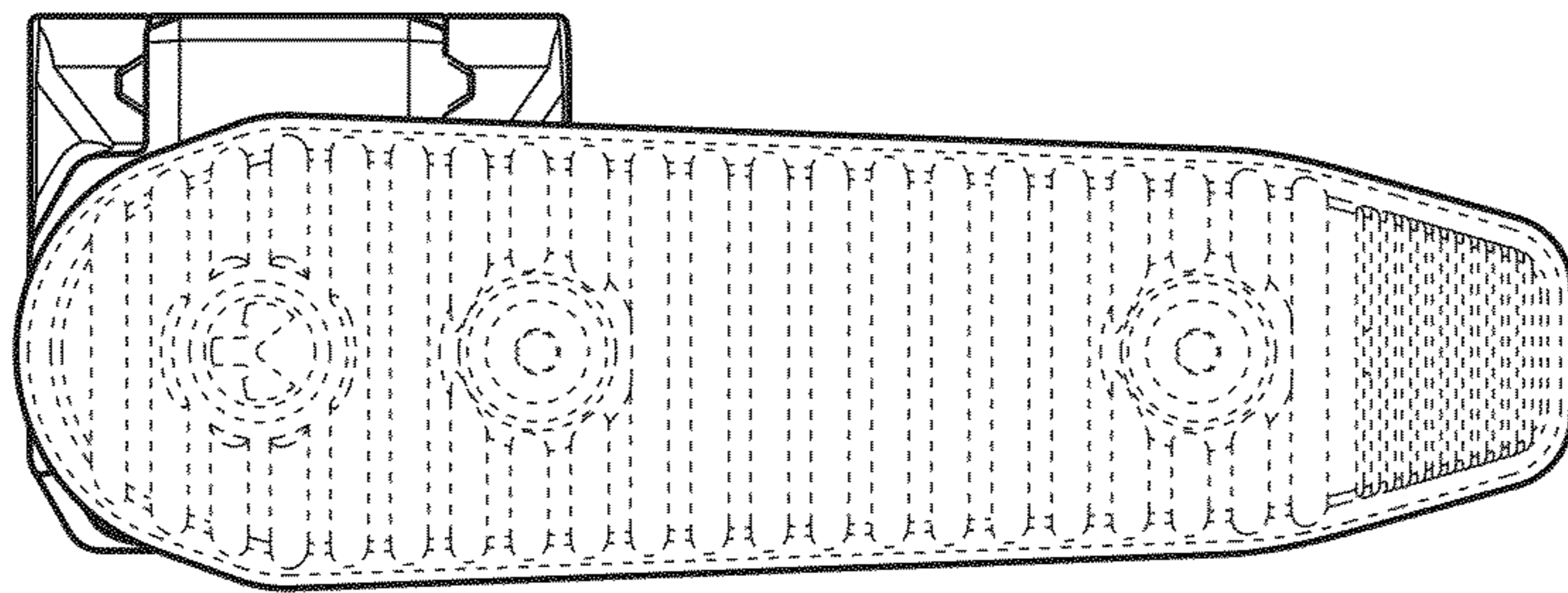


FIG. 6




FIG. 8

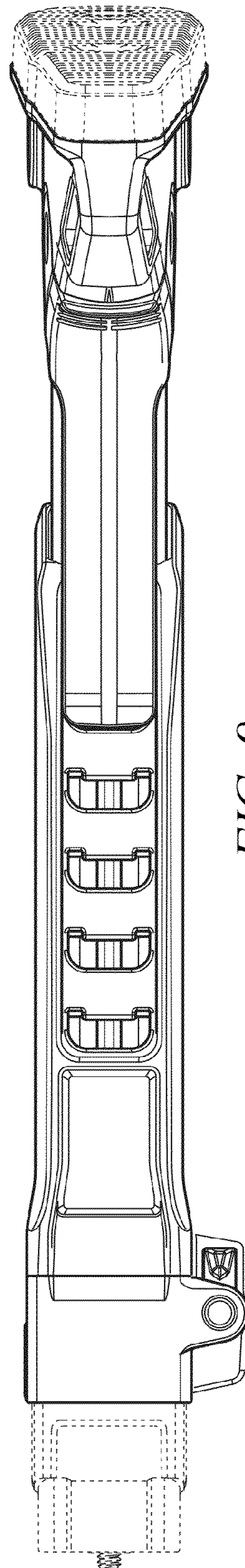


FIG. 9

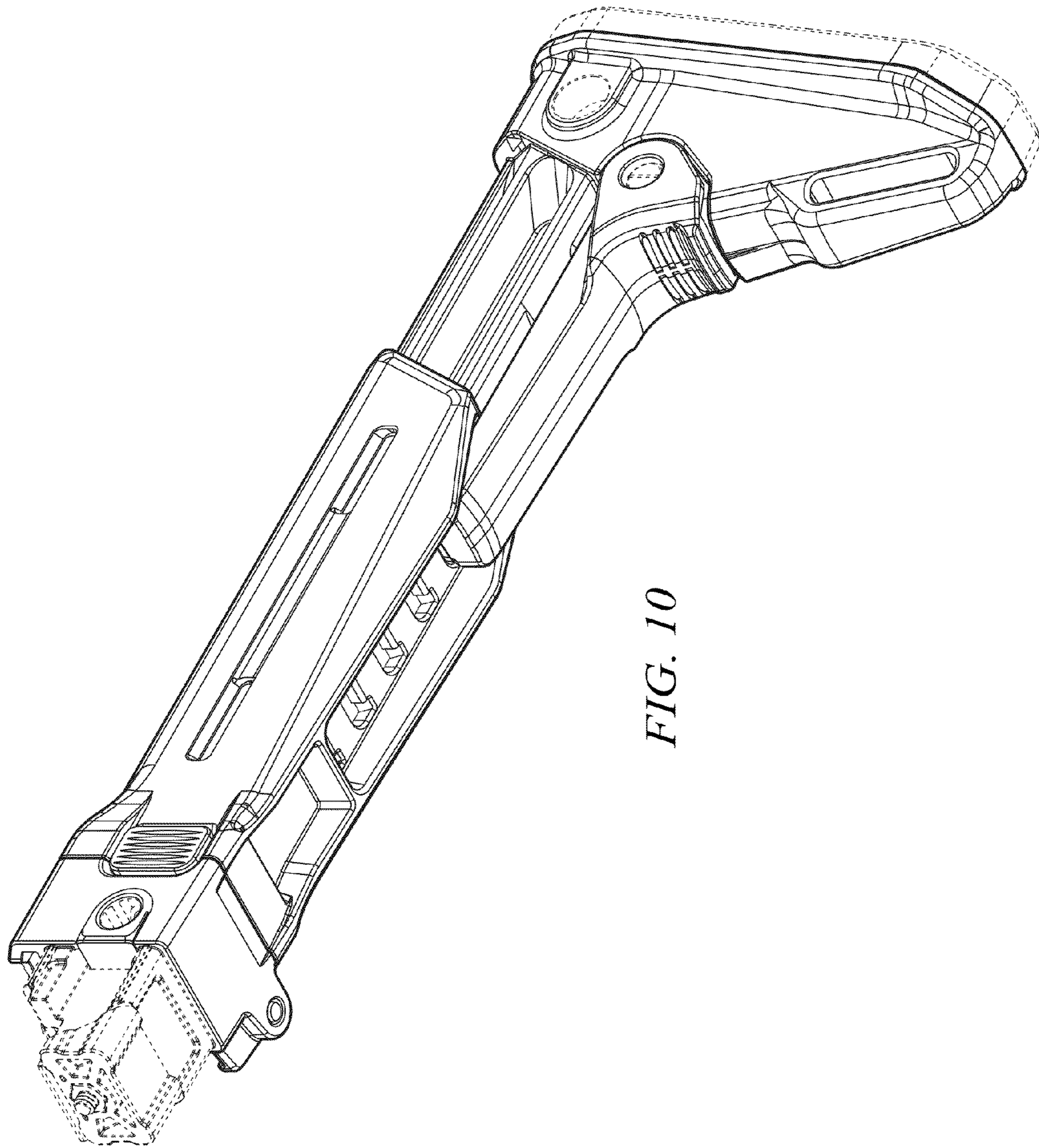


FIG. 10

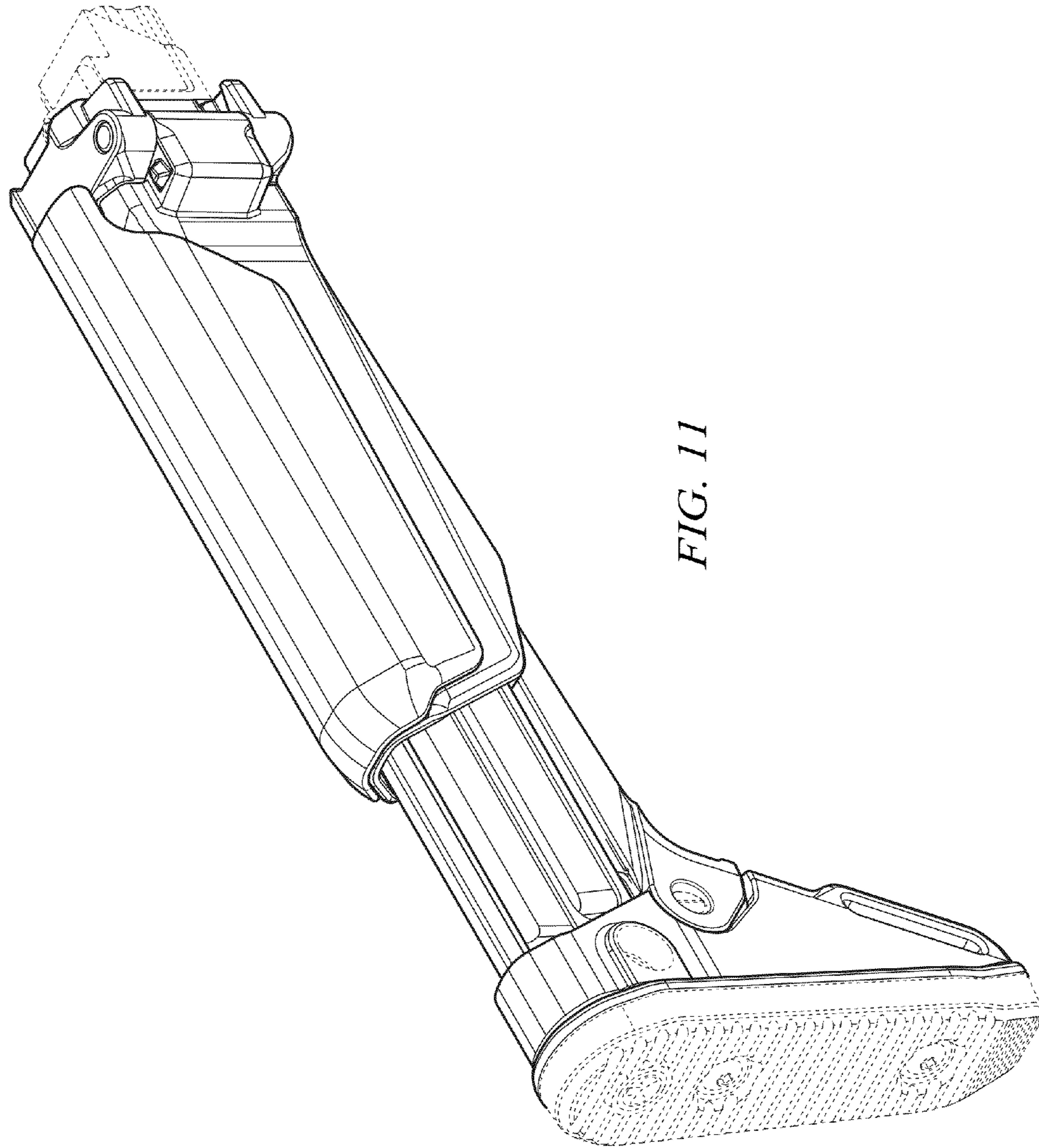


FIG. 11

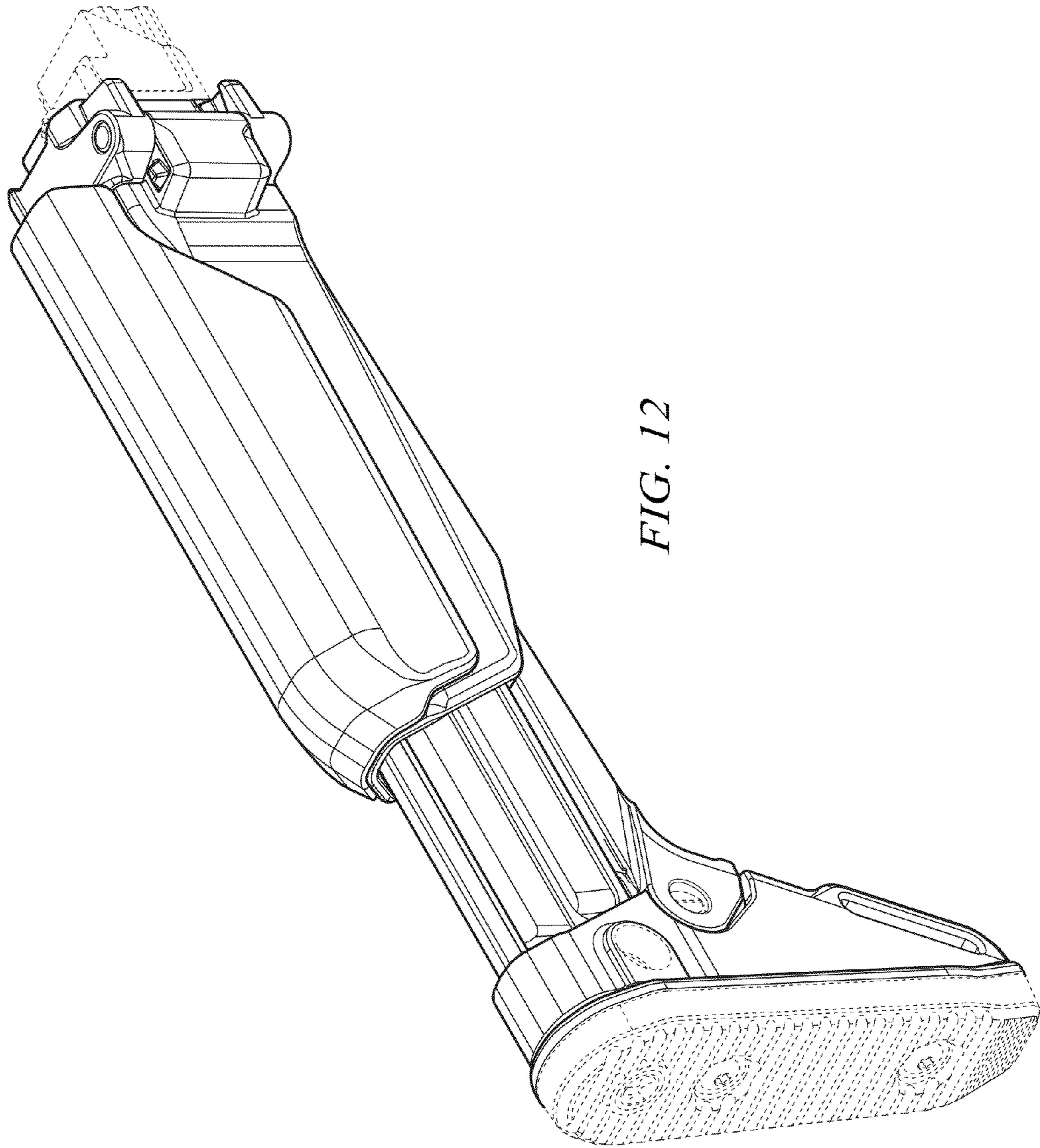


FIG. 12

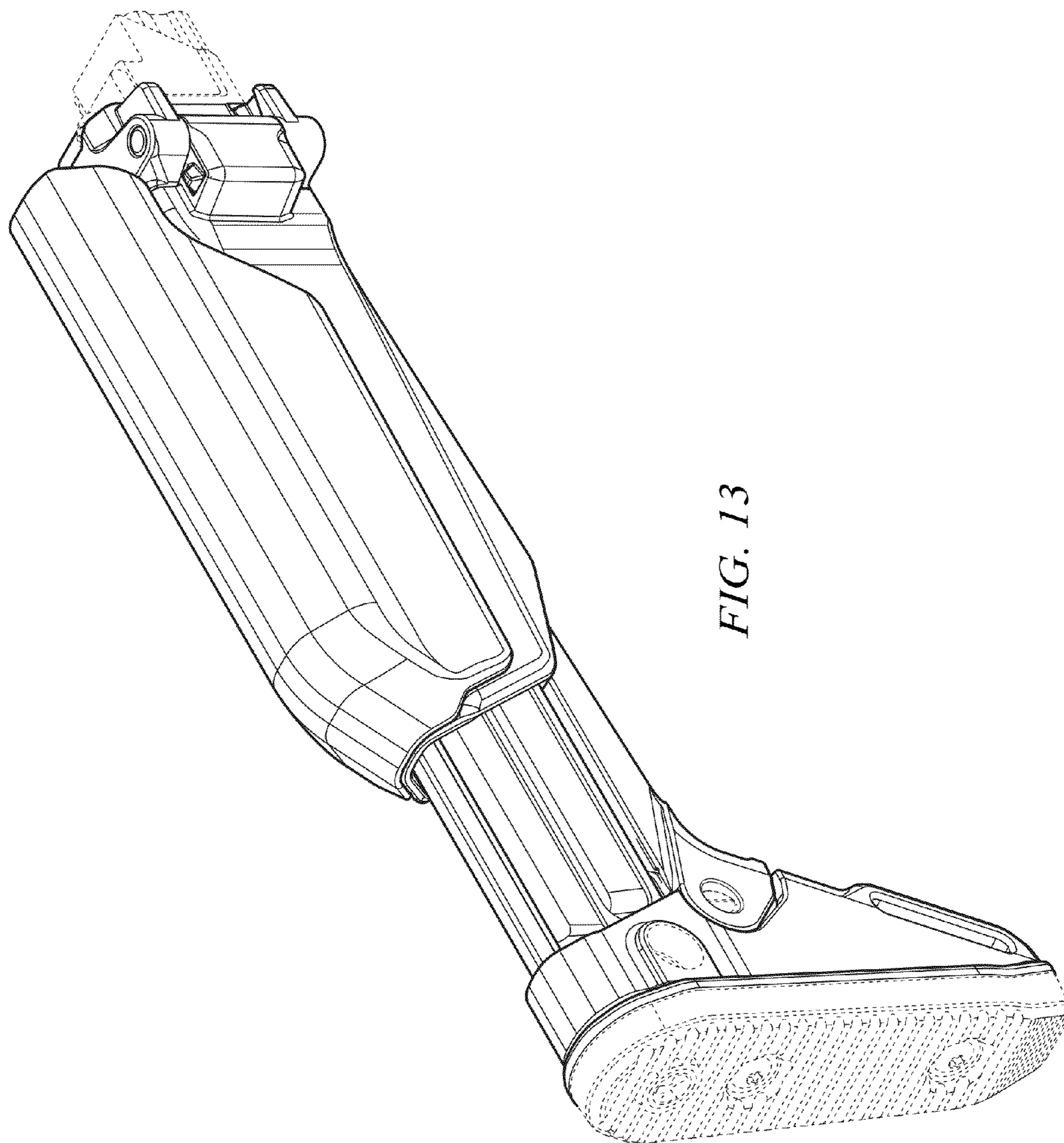


FIG. 13