



US00D745596S

(12) **United States Design Patent**
Warschewske

(10) **Patent No.:** **US D745,596 S**

(45) **Date of Patent:** **** Dec. 15, 2015**

(54) **STIMULATION GLASSES**

(56) **References Cited**

- (71) Applicant: **EBS Technologies GmbH,**
Kleinmachnow (DE)
- (72) Inventor: **Udo Warschewske,** Berlin (DE)
- (73) Assignee: **EBS Technologies GmbH,**
Kleinmachnow (DE)
- (**) Term: **14 Years**
- (21) Appl. No.: **29/490,047**
- (22) Filed: **May 6, 2014**

U.S. PATENT DOCUMENTS

D207,557 S *	5/1967	Harley	D16/314
D291,206 S *	8/1987	Hyman	D16/314
5,357,293 A *	10/1994	Uomori et al.	351/209
5,805,267 A *	9/1998	Goldman	351/203
D435,058 S *	12/2000	Green et al.	D16/309
D561,233 S *	2/2008	McLaughlin	D16/315
D565,082 S *	3/2008	McClure et al.	D16/309
D569,409 S *	5/2008	Lin	D16/301
D605,686 S *	12/2009	Yasuhara	D16/314
D640,256 S *	6/2011	So	D14/372
D674,432 S *	1/2013	Earley	D16/314
D711,456 S *	8/2014	Heinrich et al.	D16/300
D716,365 S *	10/2014	Yamano et al.	D16/309

* cited by examiner

(30) **Foreign Application Priority Data**

Nov. 8, 2013 (EP) 002341198

(51) **LOC (10) Cl.** **16-06**

(52) **U.S. Cl.**
USPC **D16/309; D16/300; D16/325; D16/314;**
D16/312

(58) **Field of Classification Search**
USPC D16/101, 300-342, 900; D29/109-110;
351/41, 44, 51-52, 62, 158, 92,
351/103-123, 140-153, 63, 59, 45-48;
2/426-432, 447-449, 441, 434-437,
2/13, 15; D21/483, 659-661; D14/372
CPC G02C 2200/08; G02C 1/06; G02C 5/14;
G02C 5/16; G02C 11/02; G02C 11/04;
A61M 2021/0044

See application file for complete search history.

Primary Examiner — Raphael Barkai

(74) *Attorney, Agent, or Firm* — Gerald T. Bodner

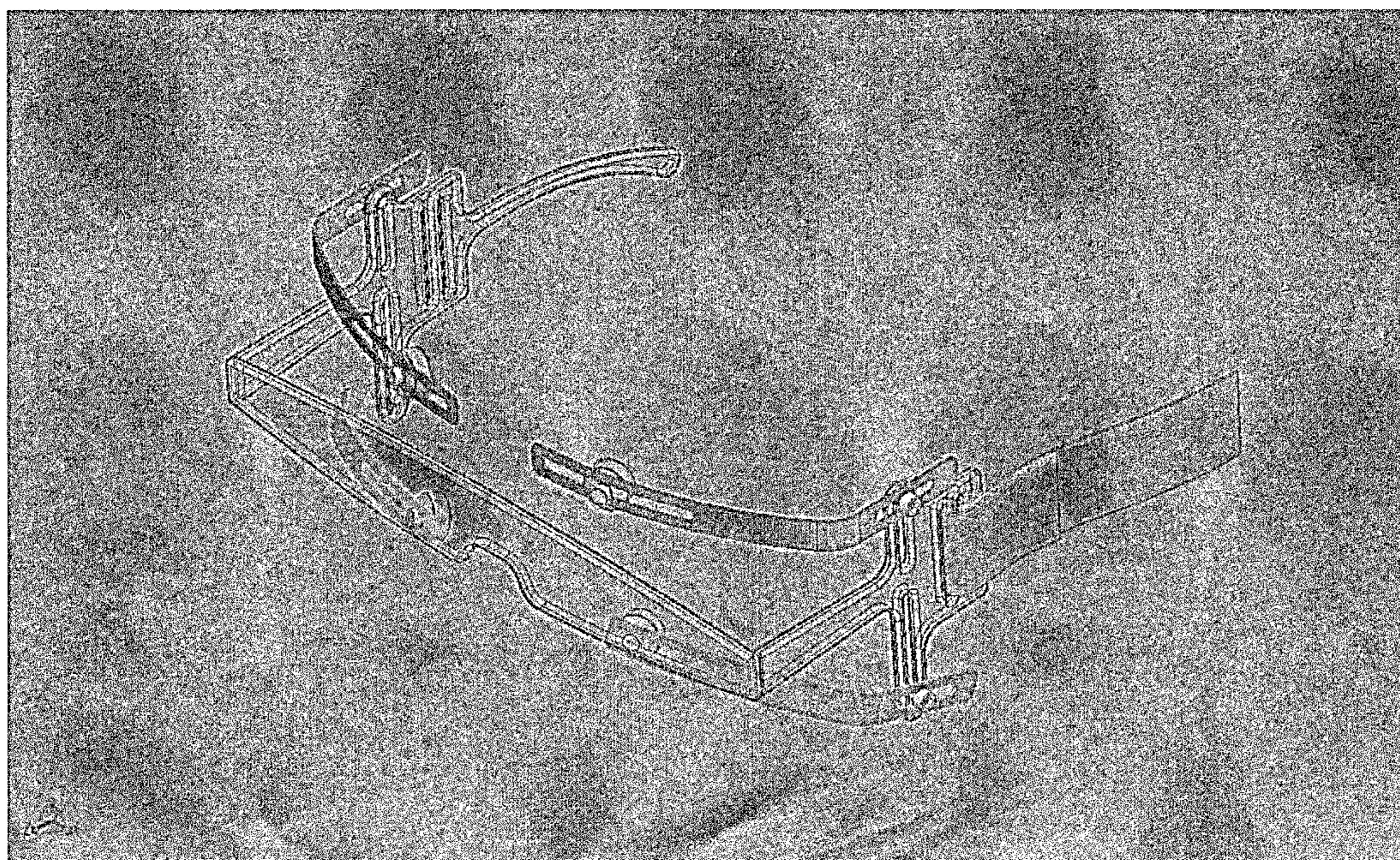
(57) **CLAIM**

The ornamental design of stimulation glasses, as shown and described.

DESCRIPTION

FIG. 1 is a top plan view of stimulation glasses showing my new design;
FIG. 2 is a right elevational view thereof;
FIG. 3 is a rear elevational view thereof;
FIG. 4 is a perspective view thereof;
FIG. 5 is a left elevational view thereof;
FIG. 6 is a front elevational view thereof; and,
FIG. 7 is a bottom plan view thereof.

1 Claim, 7 Drawing Sheets



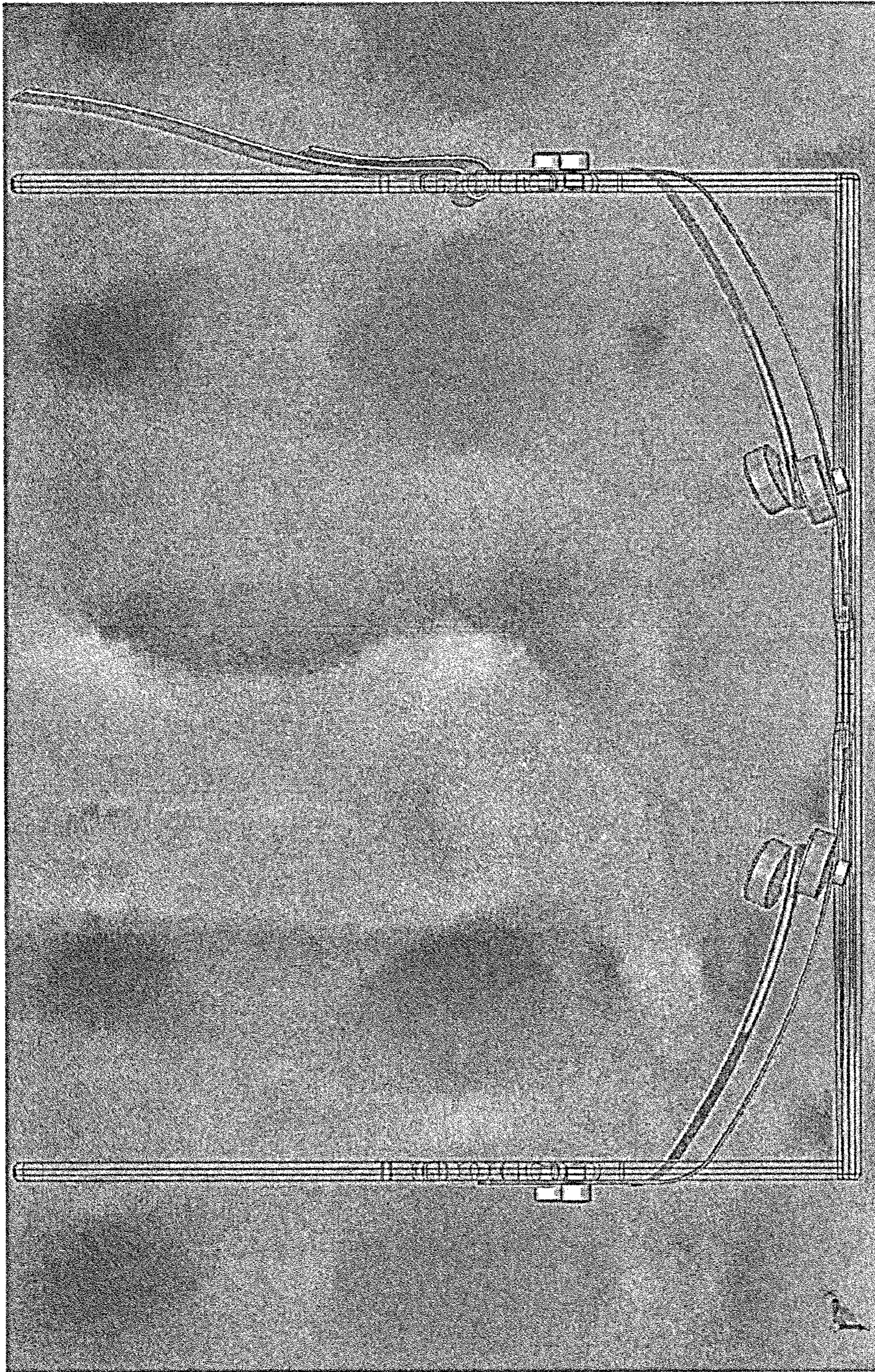


FIG. 1




FIG. 2

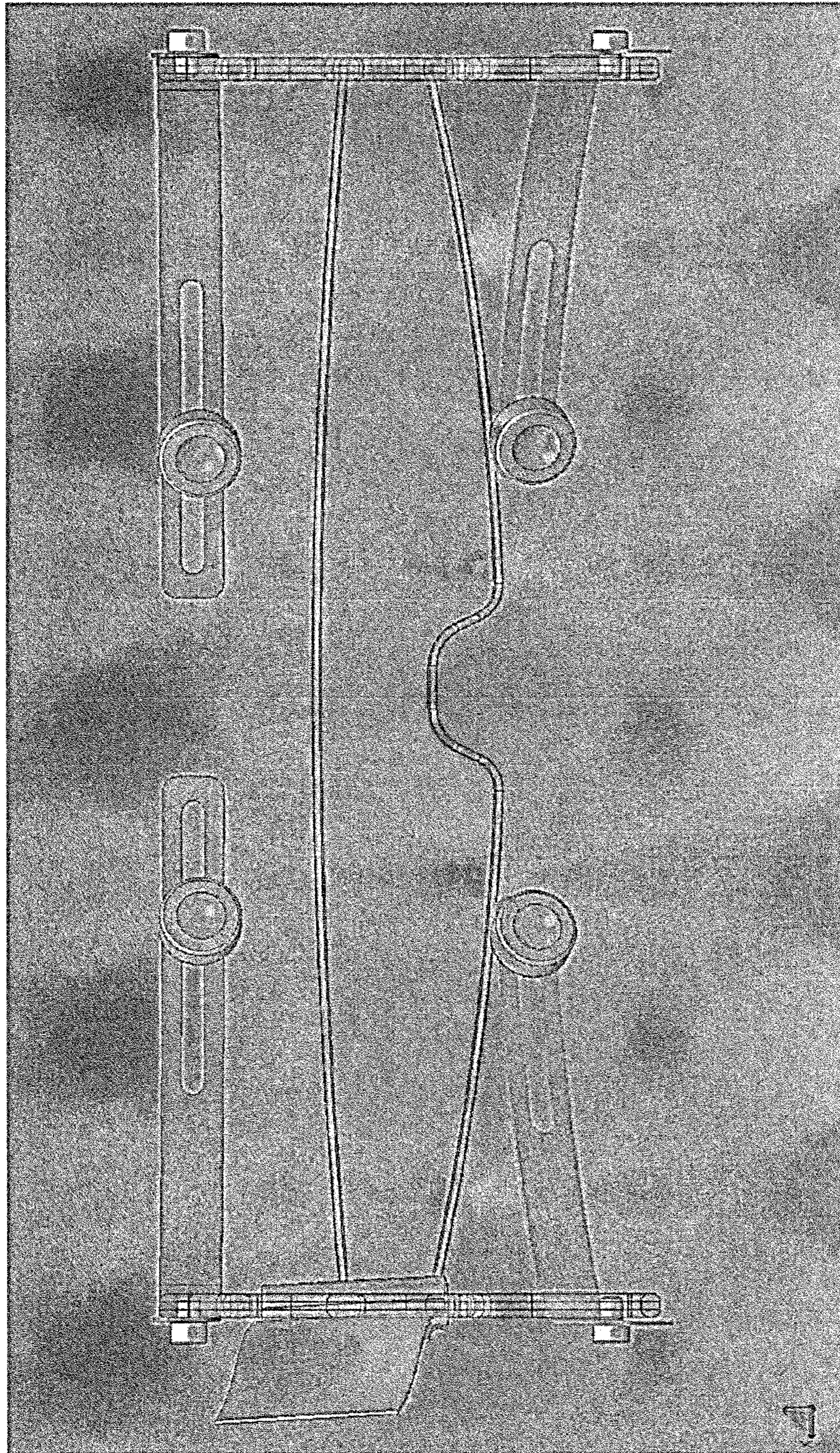


FIG. 3

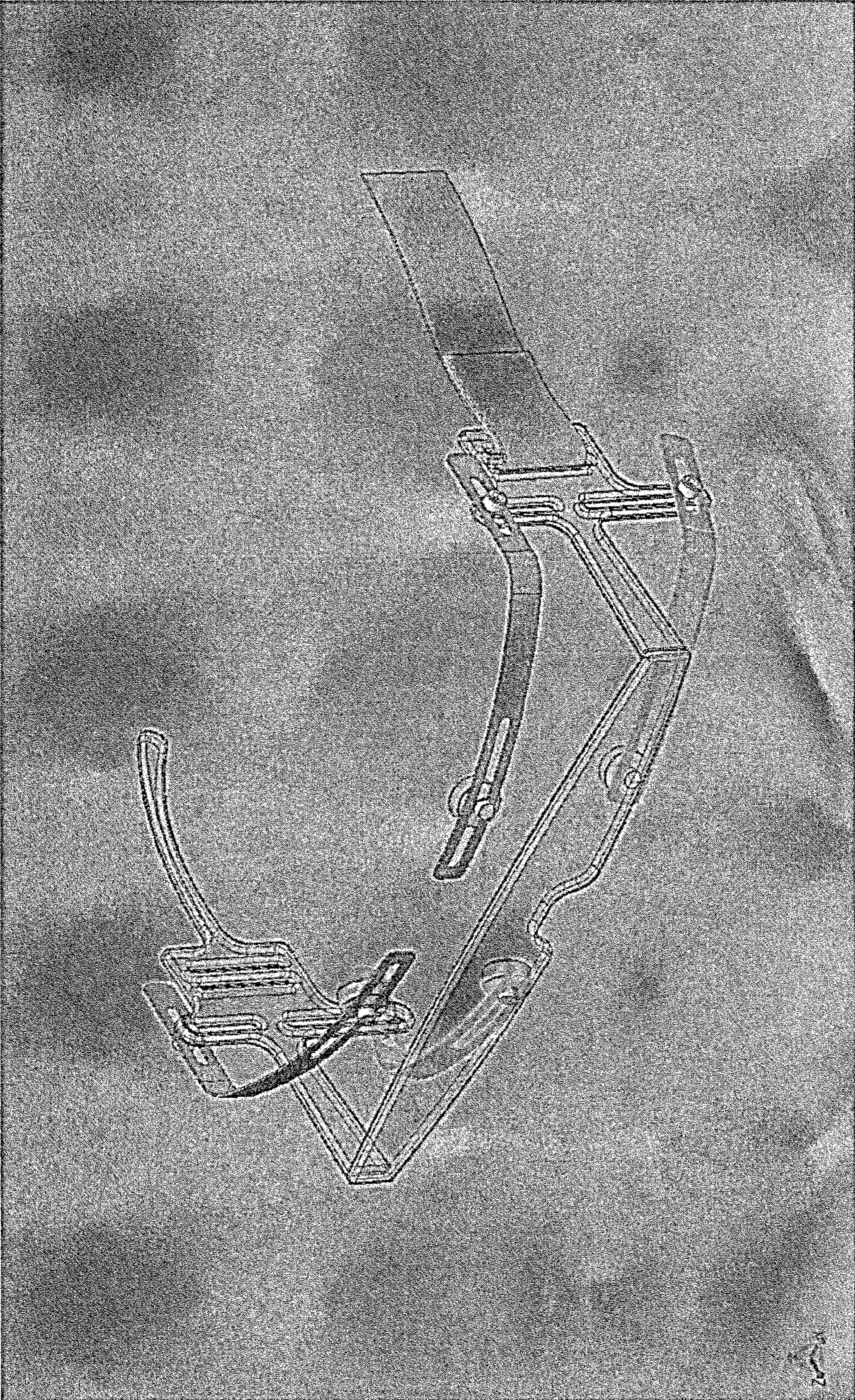


FIG. 4




FIG. 5

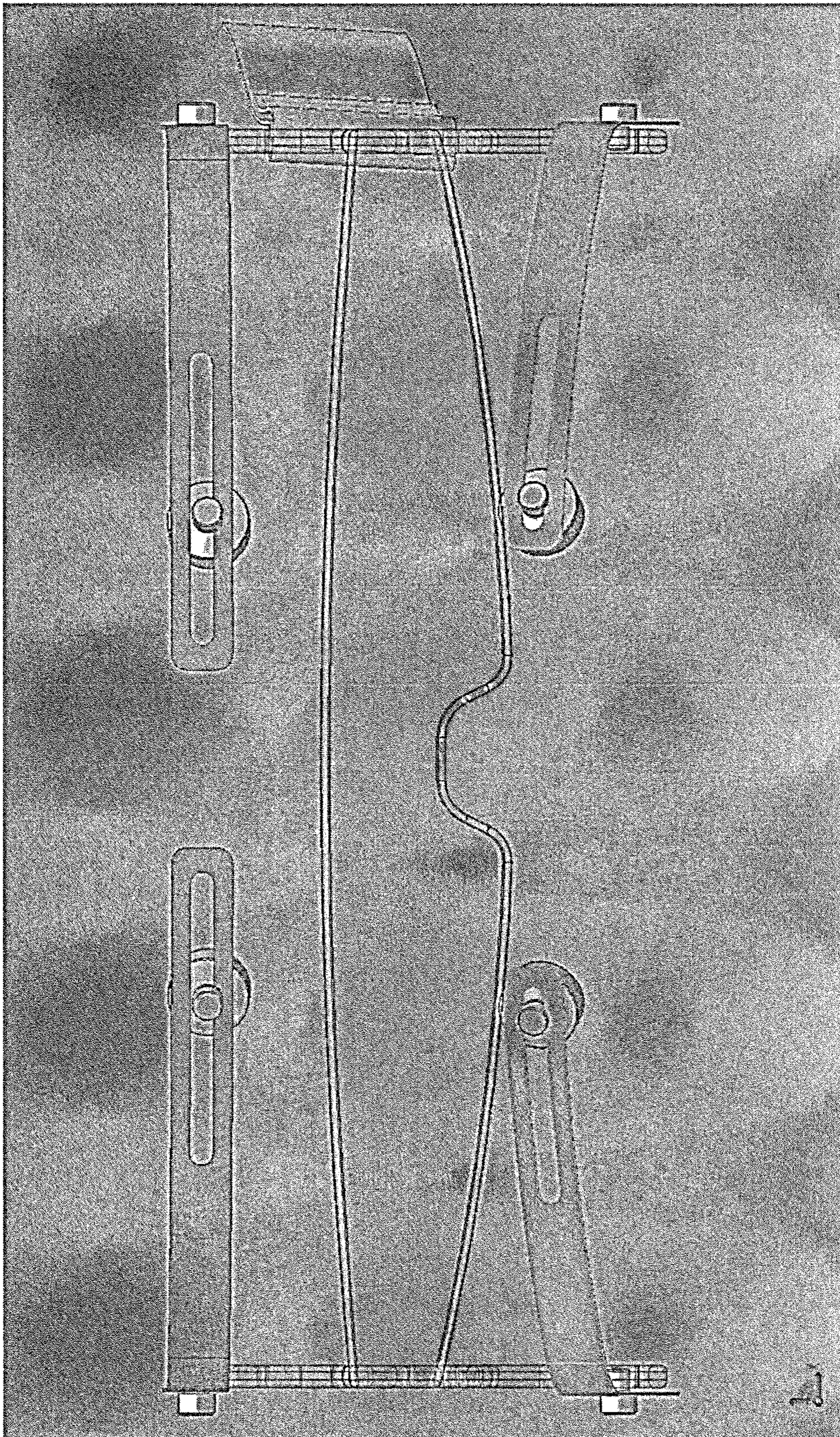


FIG. 6

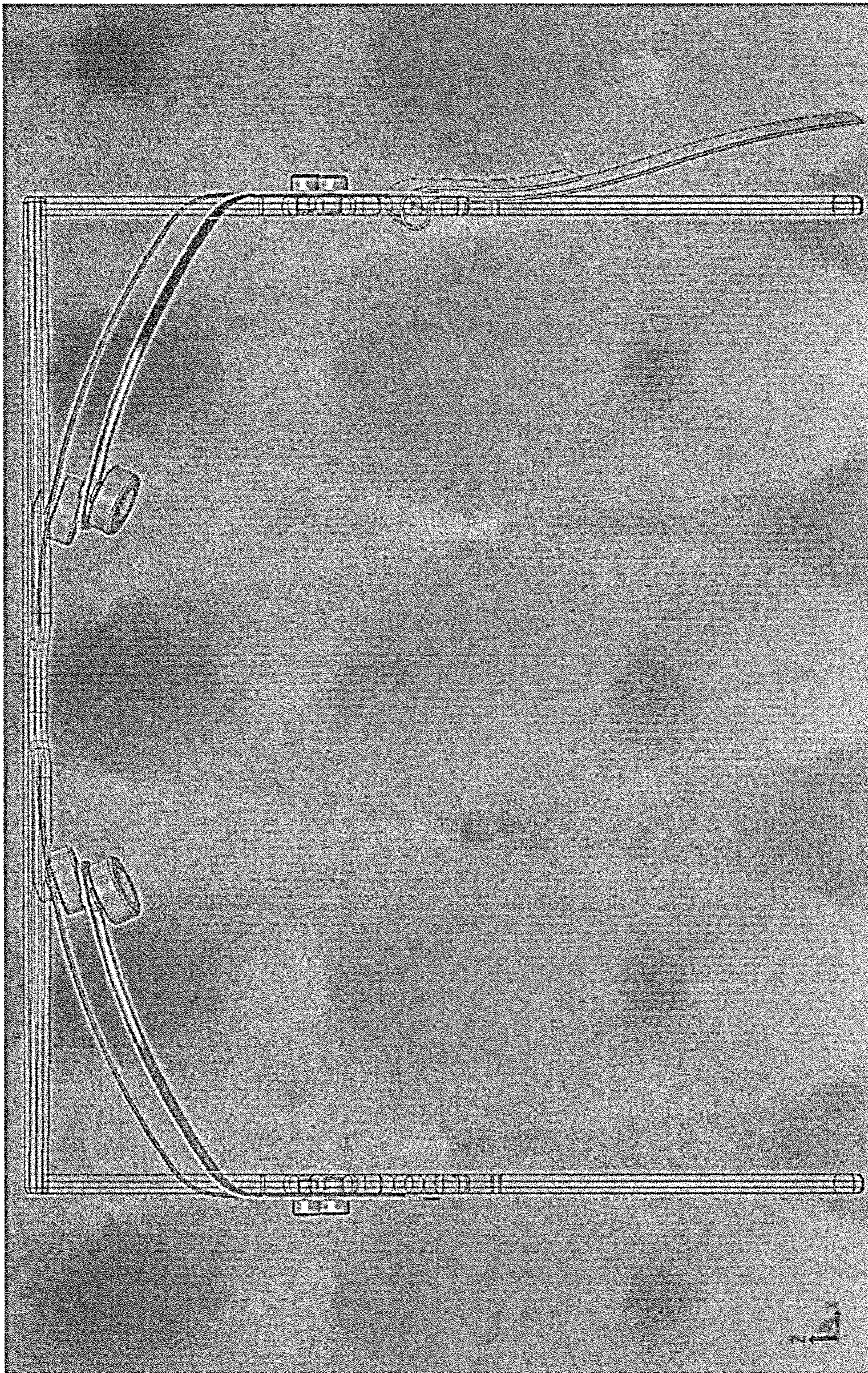


FIG. 7

16