



US00D745592S

(12) **United States Design Patent**  
**Oh**

(10) **Patent No.:** **US D745,592 S**

(45) **Date of Patent:** **\*\* Dec. 15, 2015**

(54) **LENS FOR CAMERA**

(56) **References Cited**

(71) Applicant: **Samsung Electronics Co., Ltd.**,  
Suwon-si (KR)

(72) Inventor: **San-Hui Oh**, Seoul (KR)

(73) Assignee: **SAMSUNG ELECTRONICS CO., LTD.** (KR)

(\*\*) Term: **14 Years**

(21) Appl. No.: **29/501,973**

(22) Filed: **Sep. 10, 2014**

(51) **LOC (10) Cl.** ..... **16-05**

(52) **U.S. Cl.**  
USPC ..... **D16/219**; D16/134

(58) **Field of Classification Search**  
USPC ..... D16/134, 136, 200, 202–205, 218, 219;  
348/373–376; 359/826–828;  
396/529–532, 535, 539–541  
CPC ..... G03B 17/02; G03B 19/04; G03B 17/56;  
G03B 17/04; G03B 15/03; G03B 17/14;  
H04N 5/2251; H04N 5/2252; H04N 5/2253;  
H04N 5/2254

See application file for complete search history.

U.S. PATENT DOCUMENTS

|           |      |         |                     |         |
|-----------|------|---------|---------------------|---------|
| 4,390,263 | A *  | 6/1983  | Sumita .....        | 396/529 |
| 6,671,108 | B2 * | 12/2003 | Koiwai et al. ....  | 359/819 |
| 6,889,006 | B2 * | 5/2005  | Kobayashi .....     | 396/530 |
| D529,065  | S *  | 9/2006  | Watanabe .....      | D16/219 |
| 7,853,137 | B2 * | 12/2010 | Yang .....          | 359/828 |
| D631,184  | S *  | 1/2011  | Feng et al. ....    | D16/134 |
| 7,969,668 | B2 * | 6/2011  | Chou .....          | 396/529 |
| D665,437  | S *  | 8/2012  | Johnson et al. .... | D16/134 |
| D729,858  | S *  | 5/2015  | Imai et al. ....    | D16/134 |

\* cited by examiner

*Primary Examiner* — Adir Aronovich  
(74) *Attorney, Agent, or Firm* — Cantor Colburn LLP

(57) **CLAIM**  
The ornamental design for a lens for camera, as shown and described.

**DESCRIPTION**

FIG. 1 is a front perspective view of a lens for camera showing my new design;  
FIG. 2 is front elevational view thereof;  
FIG. 3 is rear elevational view thereof;  
FIG. 4 is a right side elevational view thereof;  
FIG. 5 is a left side elevational view thereof;  
FIG. 6 is a top plan view thereof; and,  
FIG. 7 is a bottom plan view thereof.  
The broken lines depict the portions of a lens for camera in which the design is embodied and form no part of the claimed design.

**1 Claim, 4 Drawing Sheets**

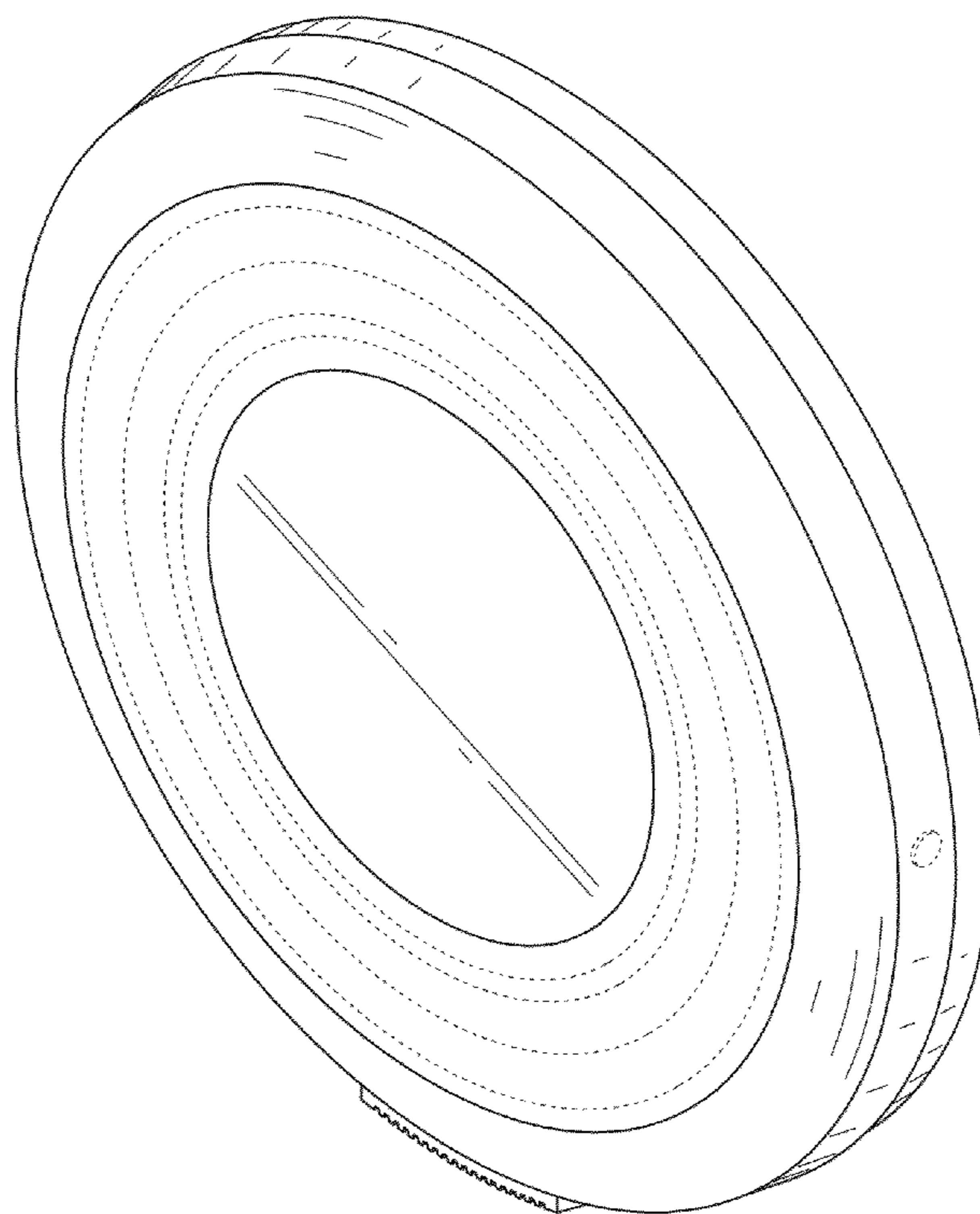


FIG. 1

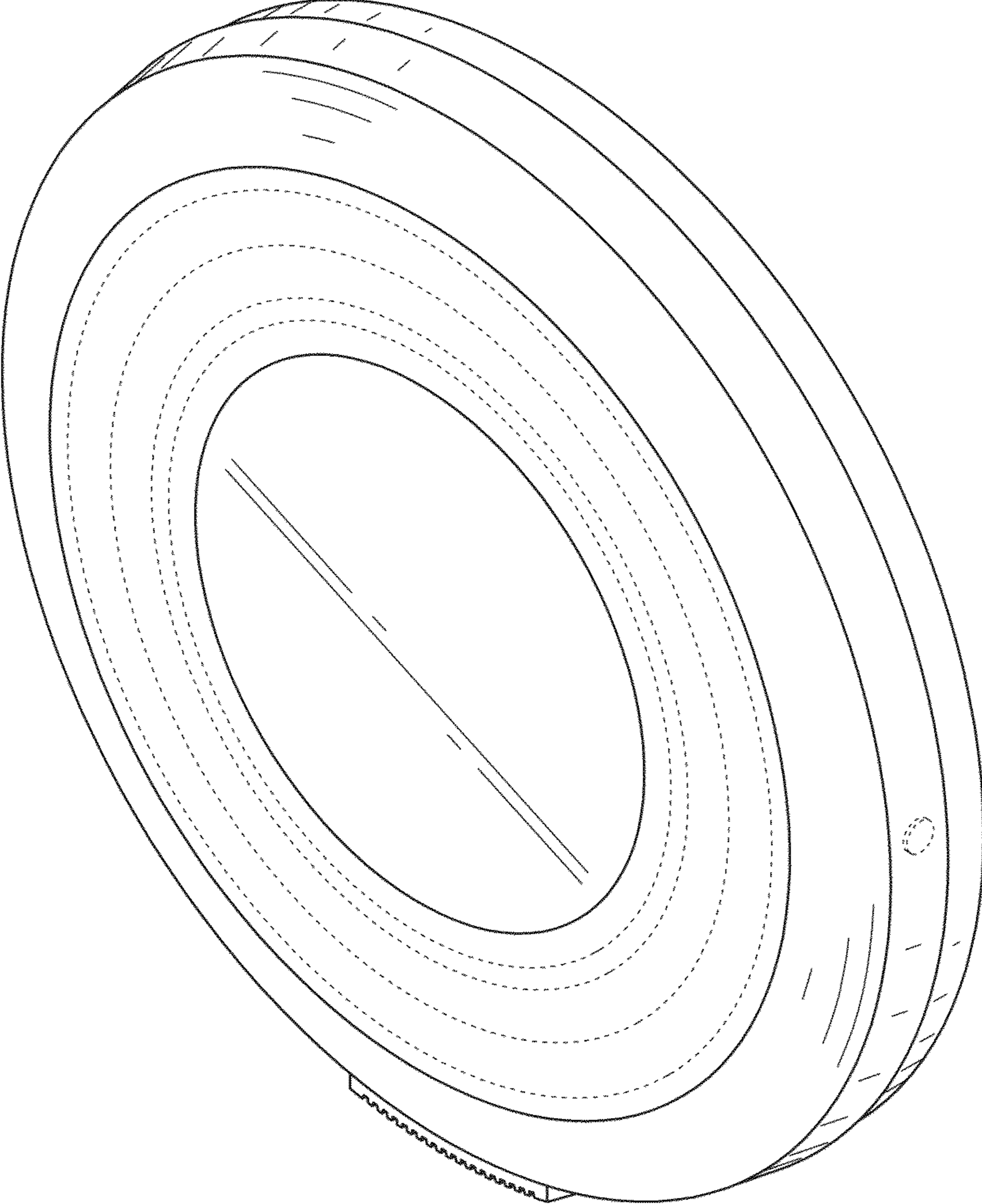


FIG. 2

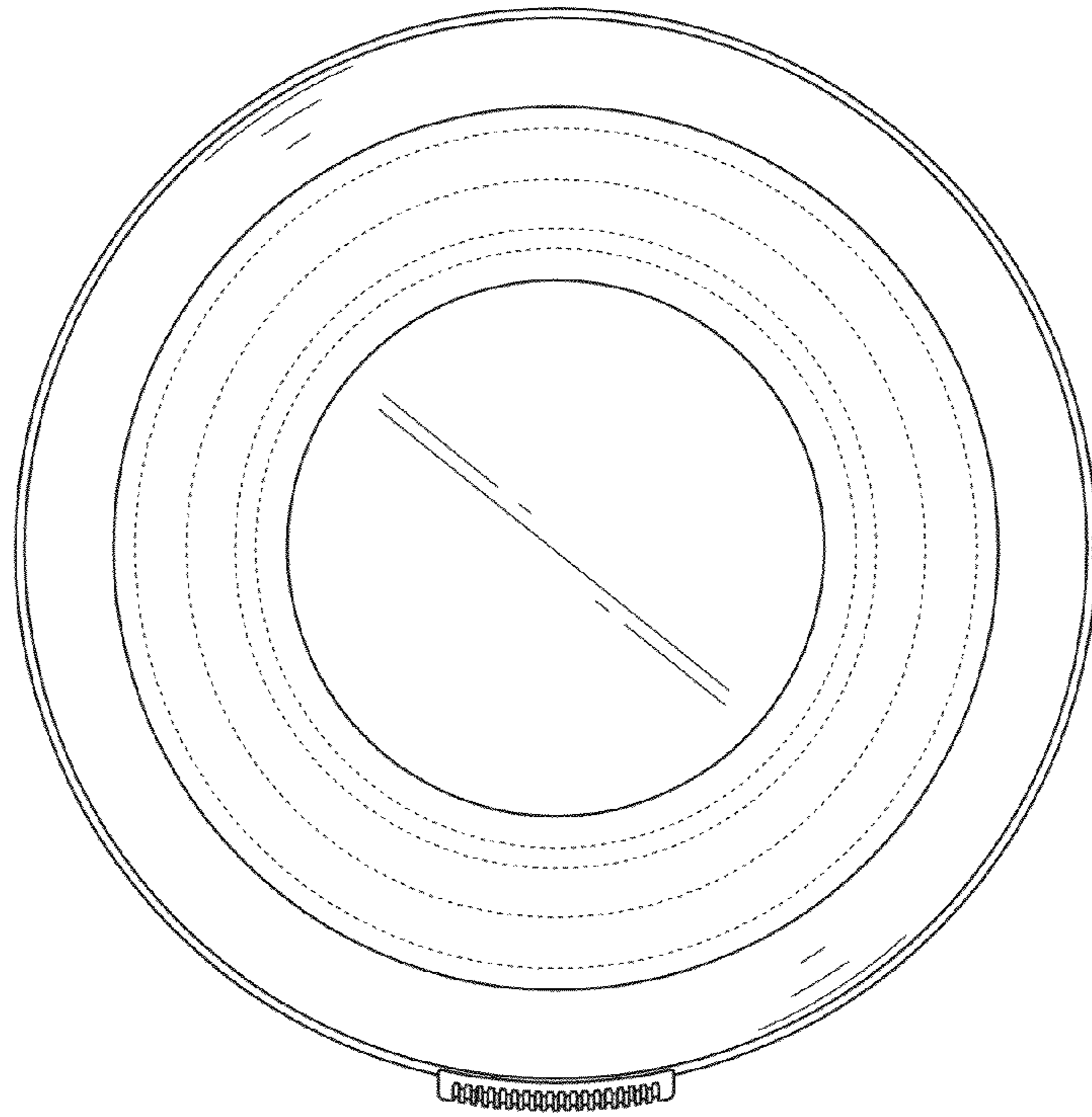


FIG. 3

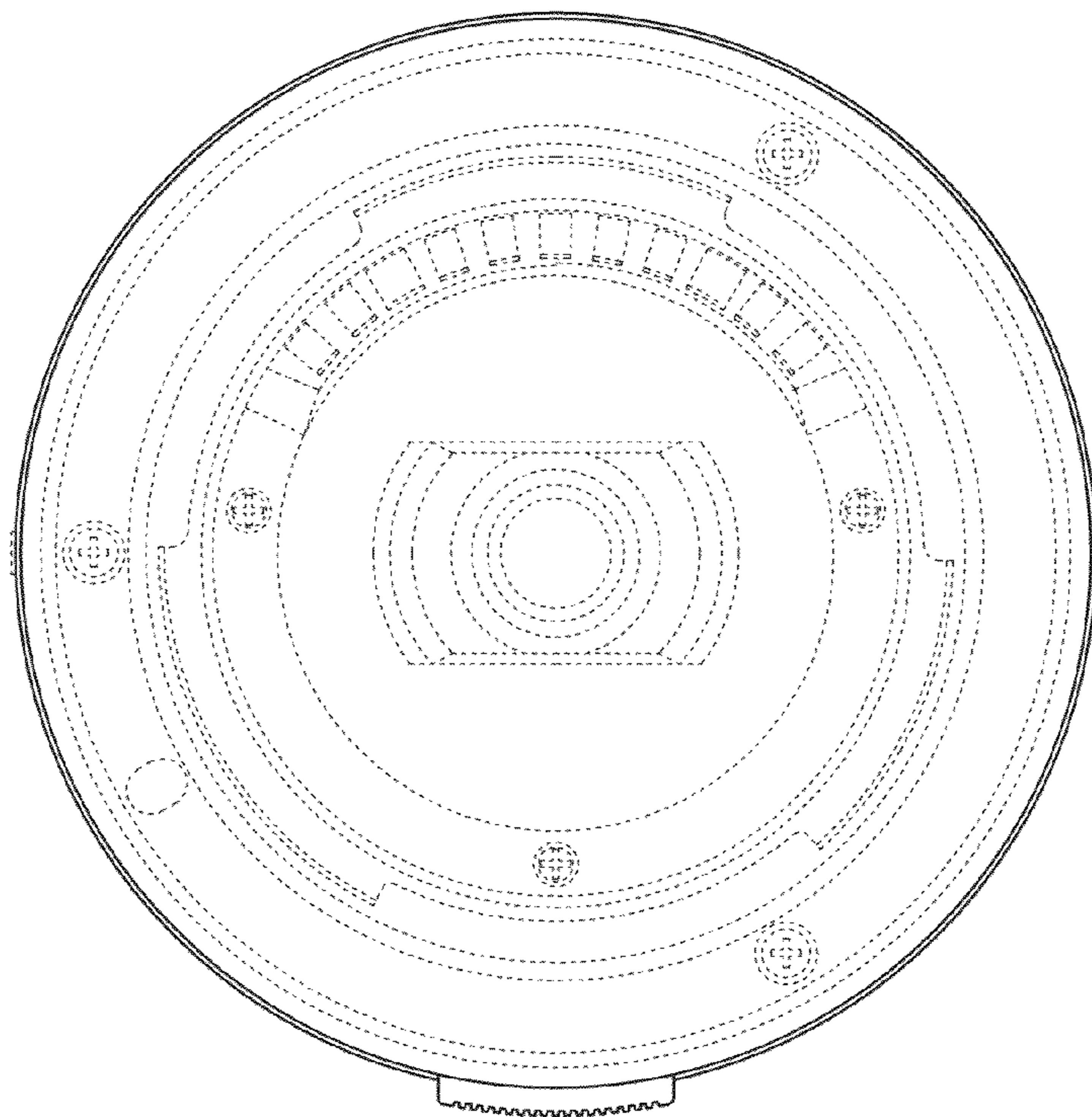


FIG. 4

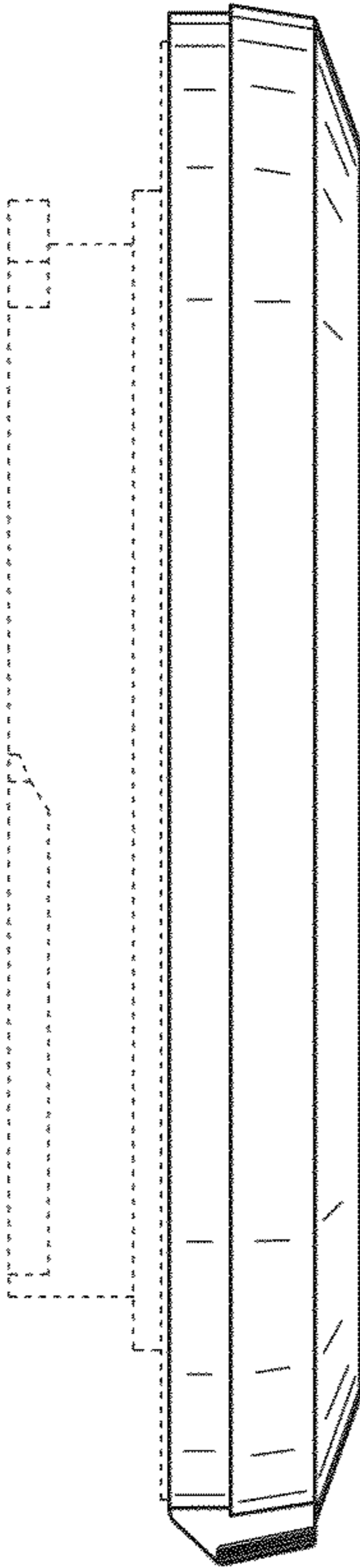


FIG. 5

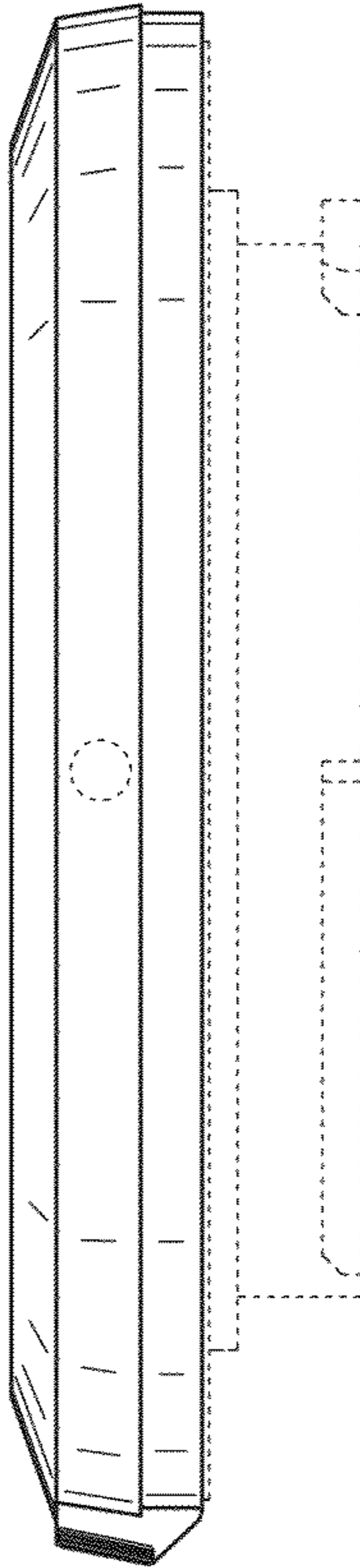




FIG. 6


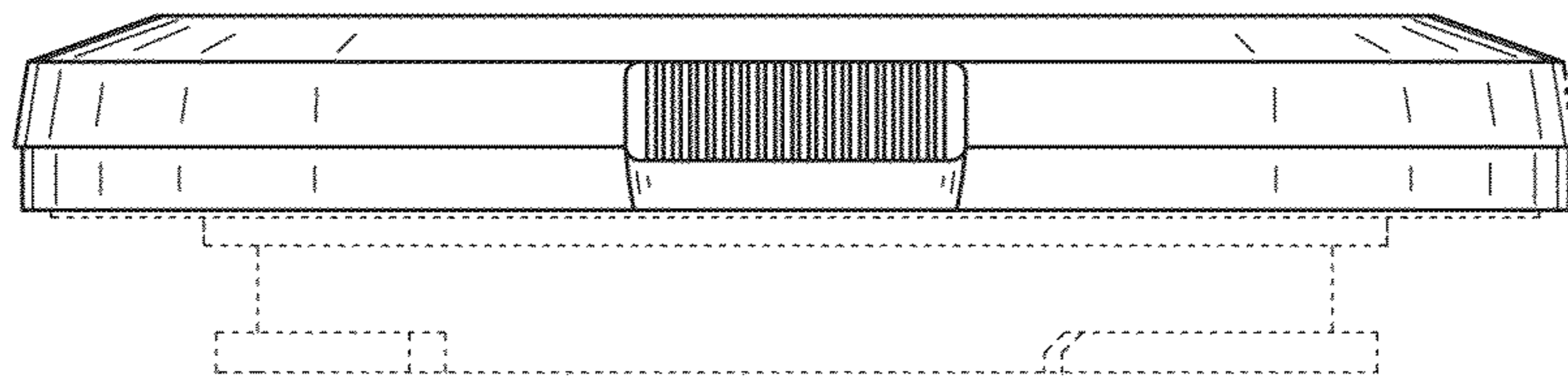


FIG. 7



UNITED STATES PATENT AND TRADEMARK OFFICE  
**CERTIFICATE OF CORRECTION**

PATENT NO. : D745,592 S  
APPLICATION NO. : 29/501973  
DATED : December 15, 2015  
INVENTOR(S) : San-Hui Oh

Page 1 of 1

It is certified that error appears in the above-identified patent and that said Letters Patent is hereby corrected as shown below:

Title Page Item (30) Foreign Application Priority Data, insert  
-- March 19, 2014 (KR) ..... 30-2014-0013578 --.

Signed and Sealed this  
Fifth Day of July, 2016



Michelle K. Lee  
*Director of the United States Patent and Trademark Office*