



US00D745576S

(12) **United States Design Patent**
Sherman

(10) **Patent No.:** **US D745,576 S**

(45) **Date of Patent:** **** Dec. 15, 2015**

(54) **FULLY AUTOMATIC CUBE MAKER**

(71) Applicant: **Jason Sherman**, Hallandale Beach, FL
(US)

(72) Inventor: **Jason Sherman**, Hallandale Beach, FL
(US)

(73) Assignee: **Beyond Zero, LLC**, Louisville, KY
(US)

(**) Term: **14 Years**

(21) Appl. No.: **29/499,177**

(22) Filed: **Aug. 12, 2014**

(51) **LOC (10) Cl.** **15-07**

(52) **U.S. Cl.**
USPC **D15/80**

(58) **Field of Classification Search**
USPC D15/79, 80, 81, 82, 89; D7/306-308,
D7/369-371

CPC F25B 21/02; F25B 2321/02; F25B 1/005;
F25B 2321/0252; F25B 1/00; F25B 1/10;
F25B 21/04; F25B 2339/047; F25B 5/02;
F25B 7/00; F25B 13/00; F25B 1/053; F25B
2309/06; F25B 2321/021; F25B 2321/023;
F25D 23/028; F25D 23/02; F25D 25/025;
F25D 23/00; F25D 2323/021; F25D 11/00;
F25D 2323/024; F25D 23/04; F25D 29/00;
F25D 25/02; F25D 25/024; F25D 27/005;
F25D 23/12; F25D 29/005; F25D 17/042;
F25D 2325/021

See application file for complete search history.

(56) **References Cited**

U.S. PATENT DOCUMENTS

D711,944 S * 8/2014 Yang et al. D15/90
D713,666 S * 9/2014 Van Baelen D7/306
D714,847 S * 10/2014 Broen et al. D15/89
D715,336 S * 10/2014 Sin et al. D15/89

* cited by examiner

Primary Examiner — Daniel Bui

Assistant Examiner — Khawaja Anwar

(74) *Attorney, Agent, or Firm* — Christopher & Weisberg,
P.A.

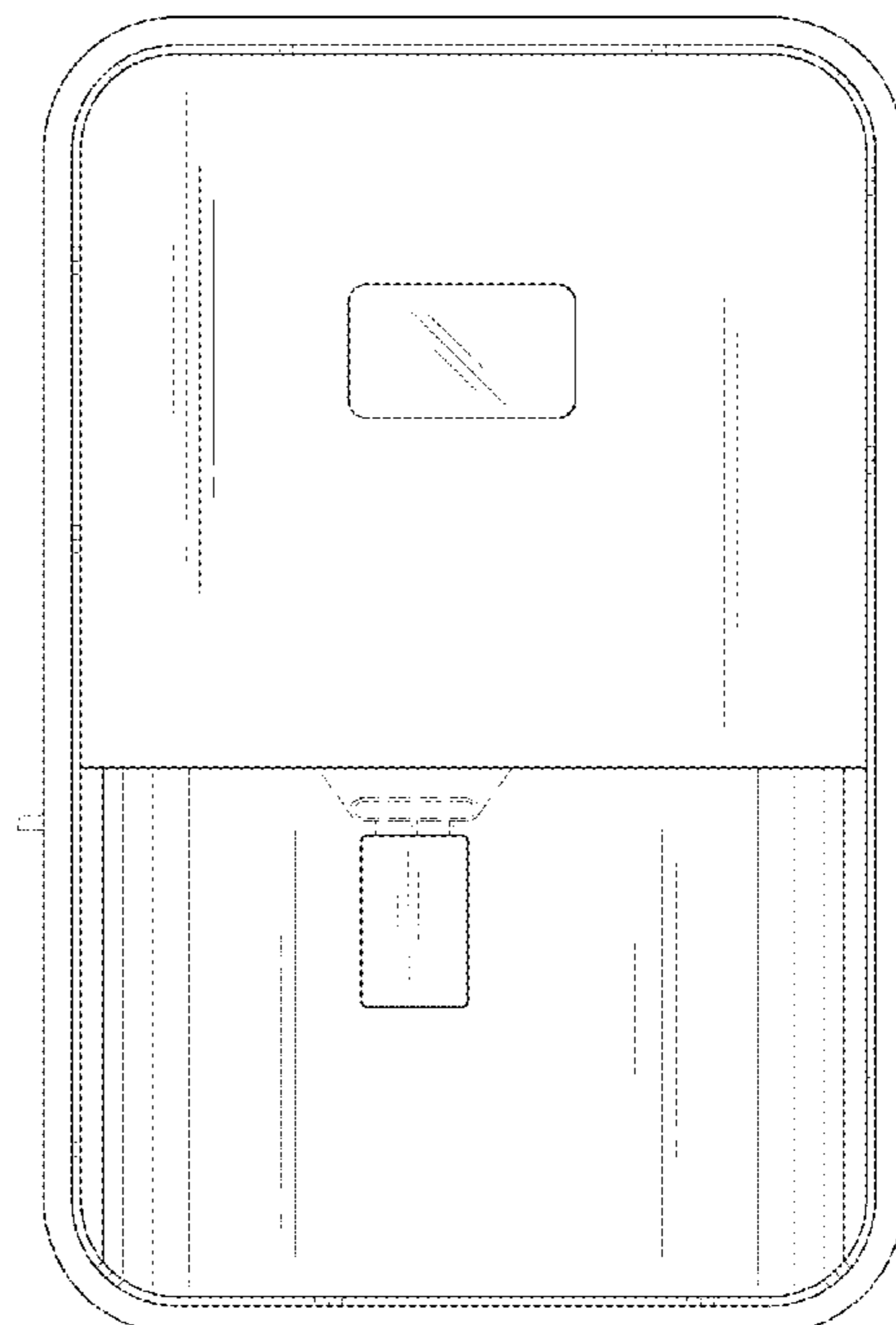
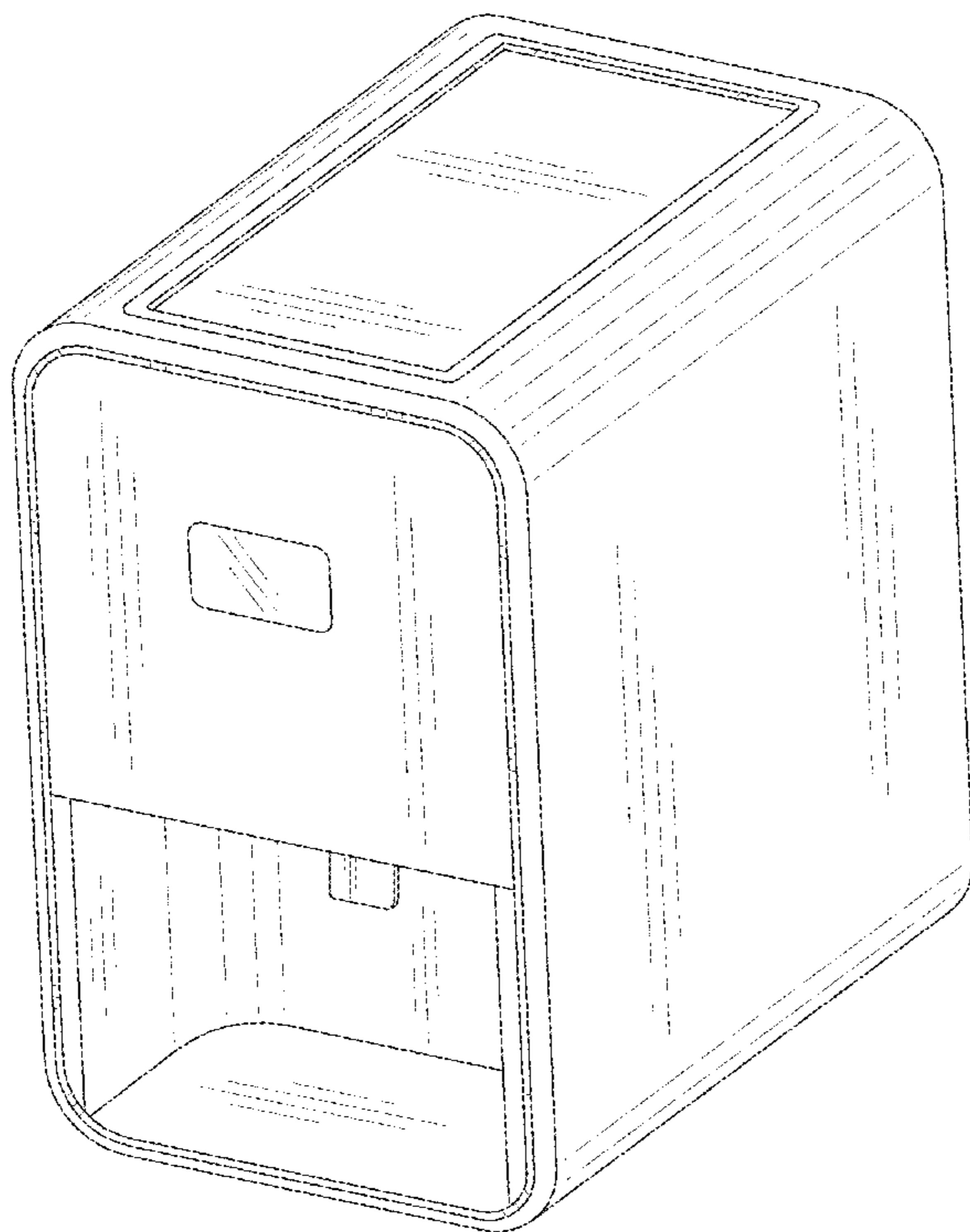
(57) **CLAIM**

The ornamental design for a fully automatic cube maker, as
shown depicted herein.

DESCRIPTION

FIG. 1 is perspective view of a fully automatic cube maker,
showing my new design;
FIG. 2 is a front elevation view thereof;
FIG. 3 is a rear elevation view thereof;
FIG. 4 is a right side elevation view thereof;
FIG. 5 is a left side elevation view thereof;
FIG. 6 is a top plan view thereof; and,
FIG. 7 is bottom plan view thereof.
The dash-dash broken lines form no part of the claimed
design.

1 Claim, 7 Drawing Sheets



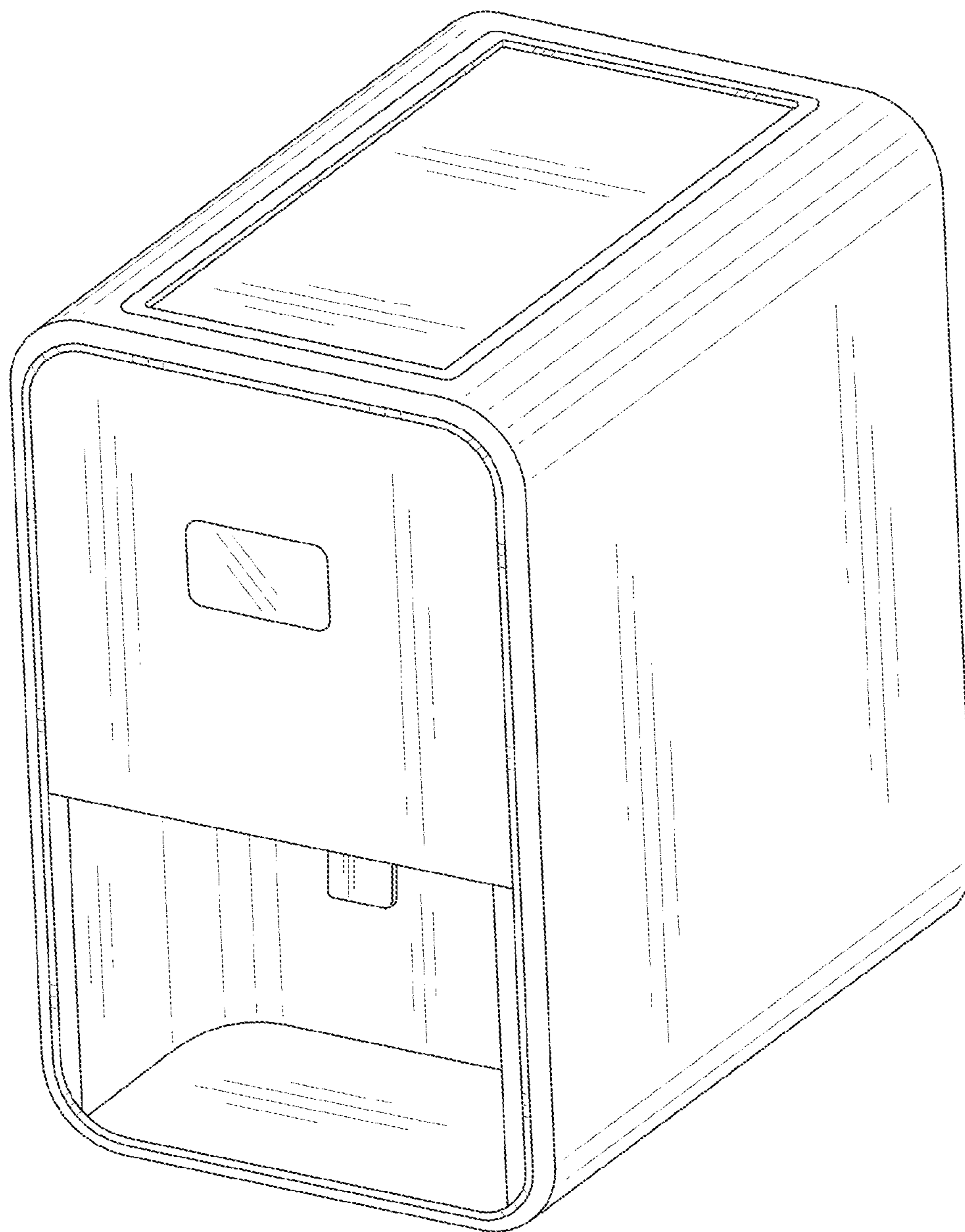


FIG. 1

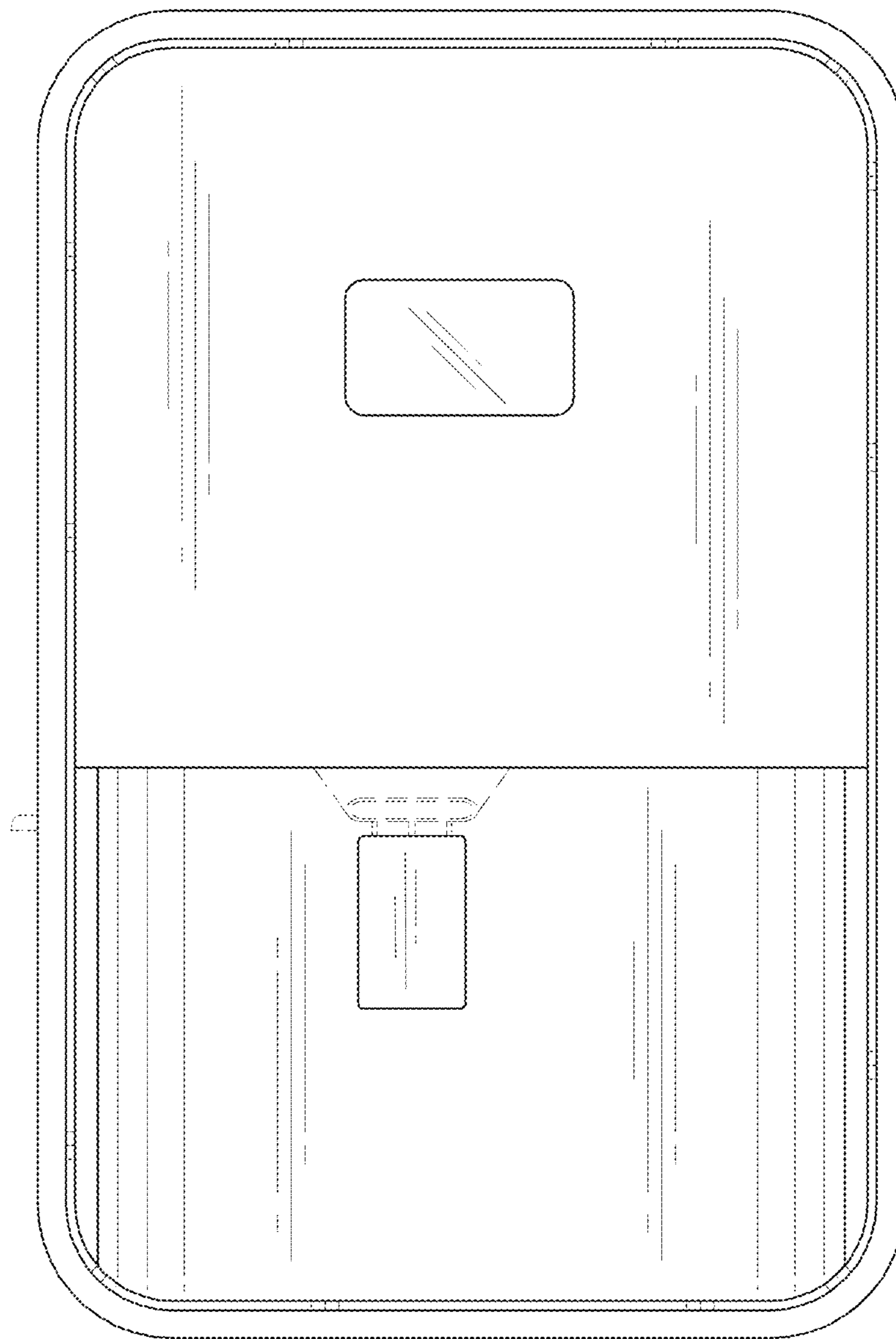


FIG. 2




FIG. 3




FIG. 4

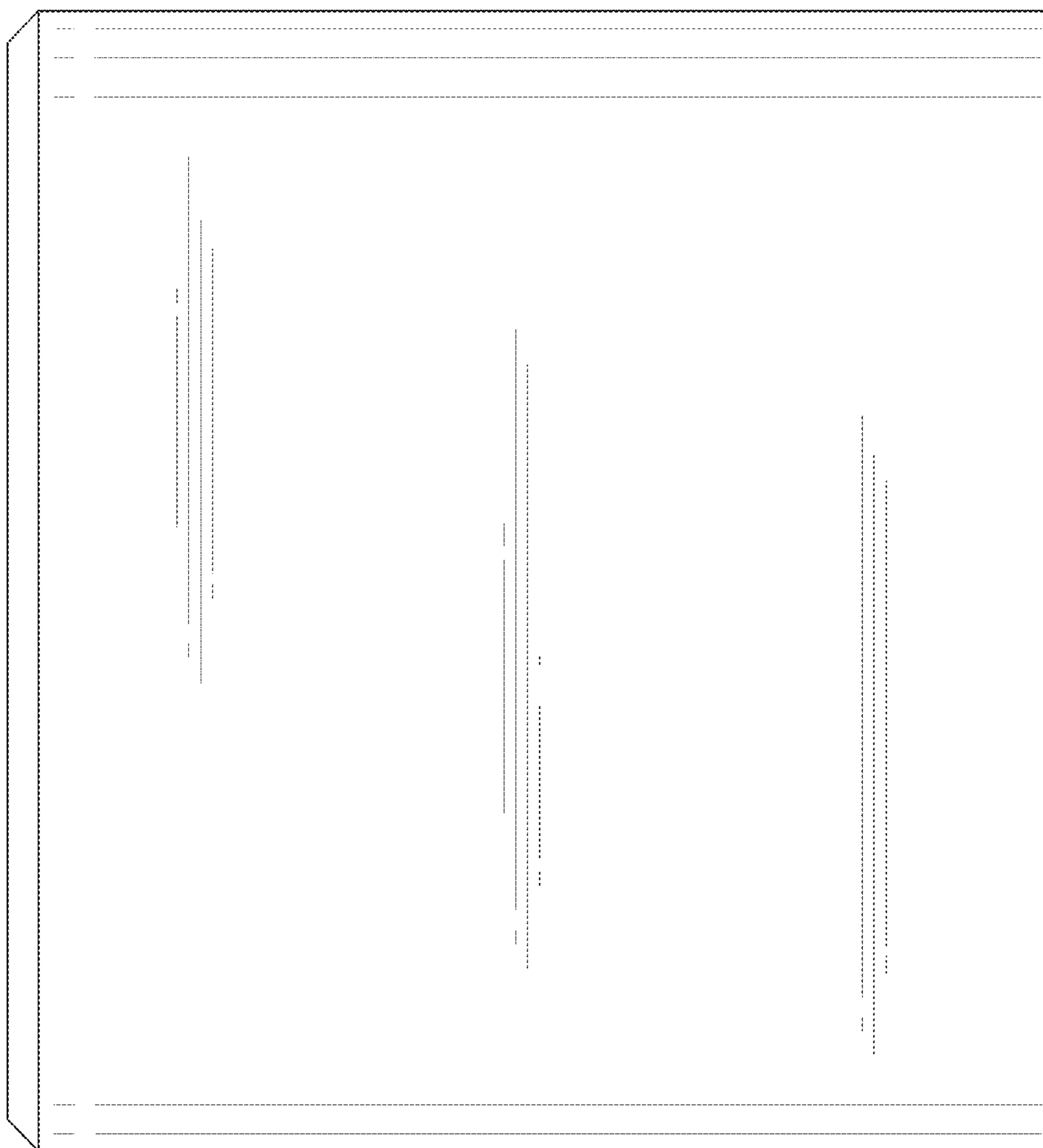


FIG. 5




FIG. 6




FIG. 7