



US00D74555S

(12) **United States Design Patent**  
**Myung et al.**

(10) **Patent No.:** **US D745,555 S**  
(45) **Date of Patent:** **\*\* Dec. 15, 2015**

(54) **DISPLAY SCREEN OR PORTION THEREOF WITH ICON**

(71) Applicant: **Samsung Electronics Co., Ltd.**,  
Suwon-si (KR)

(72) Inventors: **Ji-Hye Myung**, Yongin-si (KR); **Hye-Mi Lee**, Incheon (KR)

(73) Assignee: **Samsung Electronics Co., Ltd.**,  
Suwon-si (KR)

(\*\*) Term: **14 Years**

(21) Appl. No.: **29/476,216**

(22) Filed: **Dec. 12, 2013**

(30) **Foreign Application Priority Data**

Sep. 3, 2013 (KR) ..... 30-2013-0045209

(51) **LOC (10) Cl.** ..... **14-04**

(52) **U.S. Cl.**  
USPC ..... **D14/489**

(58) **Field of Classification Search**  
USPC ..... D14/485, 488-493, 486  
CPC ..... G06F 3/04817; G06F 8/34; G06F 3/048  
See application file for complete search history.

(56) **References Cited**

**U.S. PATENT DOCUMENTS**

5,603,053 A \* 2/1997 Gough et al. .... 710/5  
5,848,291 A \* 12/1998 Milne et al. .... 715/201  
D553,639 S \* 10/2007 Van Dongen et al. .... D14/492

D660,869 S \* 5/2012 Marchetti ..... D14/489  
D660,871 S \* 5/2012 Marchetti ..... D14/495  
D664,563 S \* 7/2012 Phelan ..... D14/492  
D665,817 S \* 8/2012 Gao et al. .... D14/488  
D679,726 S \* 4/2013 Kobayashi ..... D14/489  
D702,707 S \* 4/2014 Kotler et al. .... D14/487  
D716,820 S \* 11/2014 Wood ..... D14/485  
D734,774 S \* 7/2015 Akana et al. .... D14/487  
2008/0320403 A1 \* 12/2008 Glaberson ..... 715/763  
2011/0035691 A1 \* 2/2011 Kim ..... 715/765  
2011/0087989 A1 \* 4/2011 McCann et al. .... 715/772  
2011/0157020 A1 \* 6/2011 Huang et al. .... 345/167  
2012/0306927 A1 \* 12/2012 Lee et al. .... 345/660  
2013/0271403 A1 \* 10/2013 Nagahara ..... 345/173  
2015/0177970 A1 \* 6/2015 Choi ..... 715/752

\* cited by examiner

*Primary Examiner* — Sheryl Lane

*Assistant Examiner* — Nicole Shiflet

(74) *Attorney, Agent, or Firm* — NSIP Law

(57) **CLAIM**


The ornamental design for a display screen or portion thereof with icon, as shown and described.

**DESCRIPTION**

FIG. 1 is a front view of a display screen or portion thereof with icon, showing our new design; and, FIG. 2 is a front view of a display screen or portion thereof with icon, showing an alternative embodiment of the new design.

The dot-dash broken lines illustrating portions of the display screen are included for the purpose of illustrating environmental structure and form no part of the claimed design.

**1 Claim, 1 Drawing Sheet**






FIG. 1




FIG. 2