



US00D745520S

(12) **United States Design Patent**  
**Jiang et al.**

(10) **Patent No.:** **US D745,520 S**  
(45) **Date of Patent:** **\*\* Dec. 15, 2015**

(54) **FOLDING KEYBOARD**

CPC ..... H03M 11/00; H01H 13/14; B41J 5/00;  
B41J 5/12; H03K 17/94; G06F 1/1626;  
G06F 1/1632

(71) Applicant: **Shenzhen Hastech Industries Co., Ltd,**  
Shenzhen (CN)

See application file for complete search history.

(72) Inventors: **Wei Jiang**, Shenzhen (CN); **Yunfu Luo**,  
Shenzhen (CN); **Shumeng Cai**,  
Shenzhen (CN); **Tianxiang Zheng**,  
Shenzhen (CN)

(56) **References Cited**

U.S. PATENT DOCUMENTS

D470,493 S \* 2/2003 Tritschler ..... D14/393  
6,594,142 B2 \* 7/2003 Katz ..... G06F 1/1626  
341/22  
6,999,008 B2 \* 2/2006 Wang ..... G06F 1/1632  
341/22  
D557,263 S \* 12/2007 Griffin ..... D14/393  
D616,886 S \* 6/2010 Andre ..... D14/392  
D653,665 S \* 2/2012 Maruyama ..... D14/392

(73) Assignee: **Shenzhen Hastech Industries Co., Ltd.,**  
Shenzhen (CN)

(\*\*) Term: **14 Years**

\* cited by examiner

(21) Appl. No.: **29/502,788**

*Primary Examiner* — Freda S Nunn

(22) Filed: **Sep. 19, 2014**

(74) *Attorney, Agent, or Firm* — Hayes Soloway PC

(30) **Foreign Application Priority Data**

Mar. 21, 2014 (CN) ..... 2014 3 0059613

(57) **CLAIM**

The ornamental design for a folding keyboard, as shown and described.

(51) **LOC (10) Cl.** ..... **14-02**

**DESCRIPTION**

(52) **U.S. Cl.**

USPC ..... **D14/392**

(58) **Field of Classification Search**

USPC ..... D14/138, 247, 341–346, 391–399, 455,  
D14/456; D18/1, 2, 7, 11, 4.1–4.6, 24–28;  
178/17 A, 17 C; 200/5 A, 5 R, 6 A, 6 R,  
200/341; 235/145 A, 145 R; 341/22, 23;  
345/160, 168, 169; 361/679.08,  
361/679.09, 679.11, 679.12; 400/484–489,  
400/492, 682; 455/418, 550.1, 556.2,  
455/575.1, 575.3, 575.4

FIG. 1 is a front perspective view of the folding keyboard;  
FIG. 2 is a rear perspective view thereof;  
FIG. 3 is a front view thereof;  
FIG. 4 is a rear view thereof;  
FIG. 5 is a left view thereof;  
FIG. 6 is a right view thereof;  
FIG. 7 is a top view thereof; and,  
FIG. 8 is a bottom view thereof.

**1 Claim, 8 Drawing Sheets**

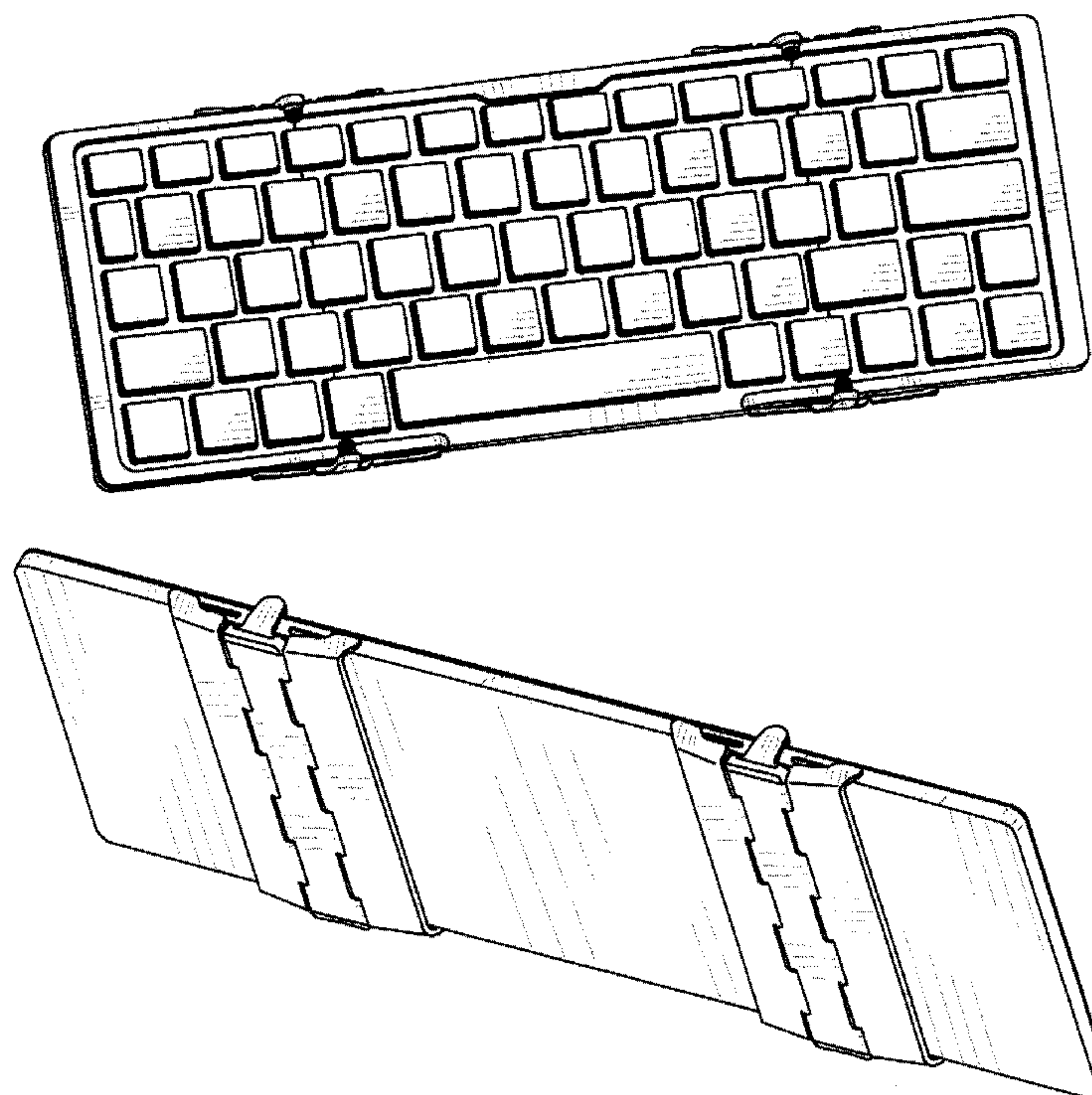




Fig. 1

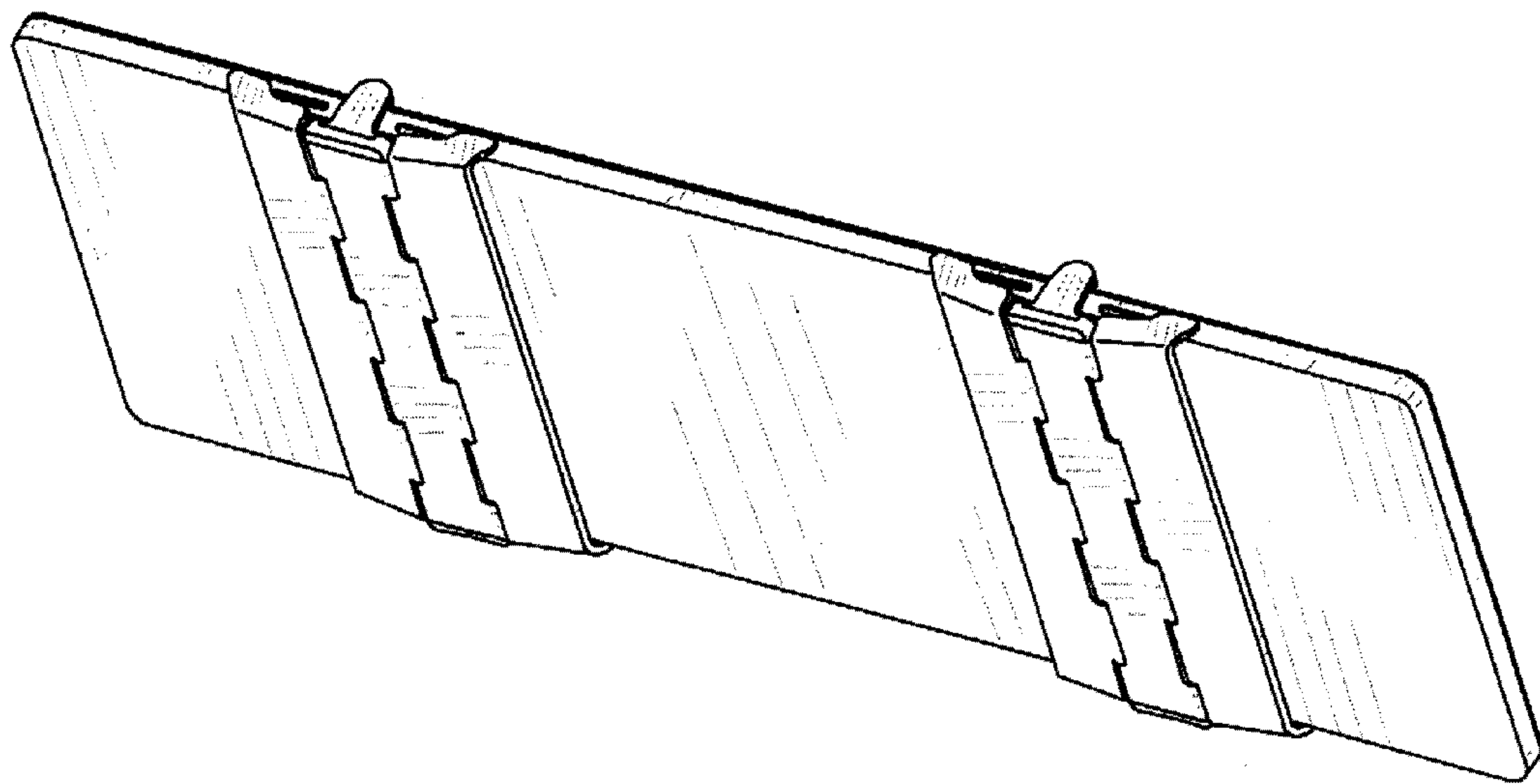


Fig.2




Fig.3




Fig.4

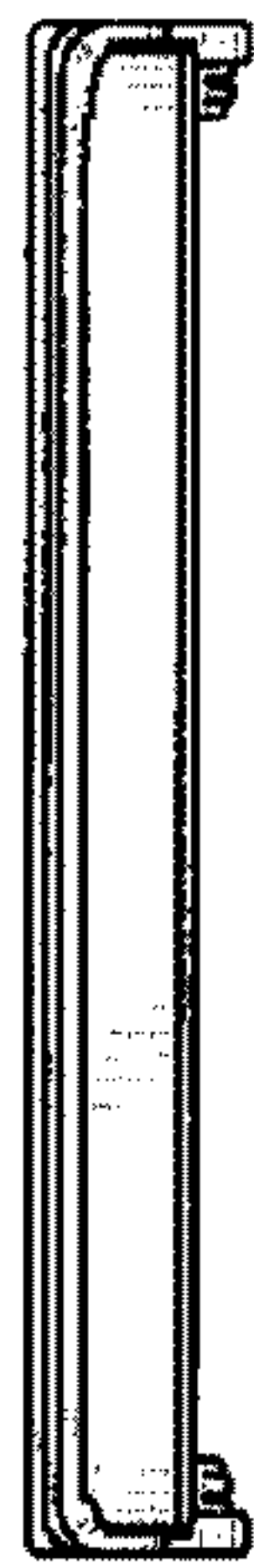


Fig.5





Fig.6




Fig.7





Fig.8