



US00D745515S

(12) **United States Design Patent**
Solomon et al.

(10) **Patent No.:** **US D745,515 S**
(45) **Date of Patent:** **** Dec. 15, 2015**

(54) **WATCH BODY**

(71) Applicant: **Pebble Technology Corp.**, Palo Alto, CA (US)

(72) Inventors: **Mark Charles Solomon**, San Jose, CA (US); **Christopher Paul Ioffreda**, San Francisco, CA (US); **Troy Garrett Tye**, San Jose, CA (US); **Steven William Johns**, Vancouver (CA); **Eric B. Migicovsky**, Vancouver (CA); **Sean E. Daley**, San Jose, CA (US)

(73) Assignee: **Pebble Technology Corp.**, Palo Alto, CA (US)

(**) Term: **14 Years**

(21) Appl. No.: **29/516,925**

(22) Filed: **Feb. 6, 2015**

(51) **LOC (10) Cl.** **14-02**

(52) **U.S. Cl.**
USPC **D14/344**

(58) **Field of Classification Search**
USPC D14/138 A, 138 R, 218, 240, 341, 342, D14/343, 344, 345, 346, 347, 358, 420, 426, D14/427, 496; D10/30, 31, 32, 37, 38, 39, D10/65, 70, 98; 368/281, 282, 294, 295, 368/296; D11/2, 3, 4, 5; 379/433.1; D24/165, 167, 186

See application file for complete search history.

(56) **References Cited**

U.S. PATENT DOCUMENTS

D244,086 S 4/1977 Lawrence
D244,707 S 6/1977 Tiep
D244,761 S 6/1977 Sulek

D245,074 S 7/1977 Karibe et al.
D246,164 S 10/1977 Koehler
D246,765 S 12/1977 Sulek
D247,133 S 1/1978 Tiep

(Continued)

Primary Examiner — Barbara Fox

Assistant Examiner — Chelsea Sealey

(74) *Attorney, Agent, or Firm* — Blank Rome LLP

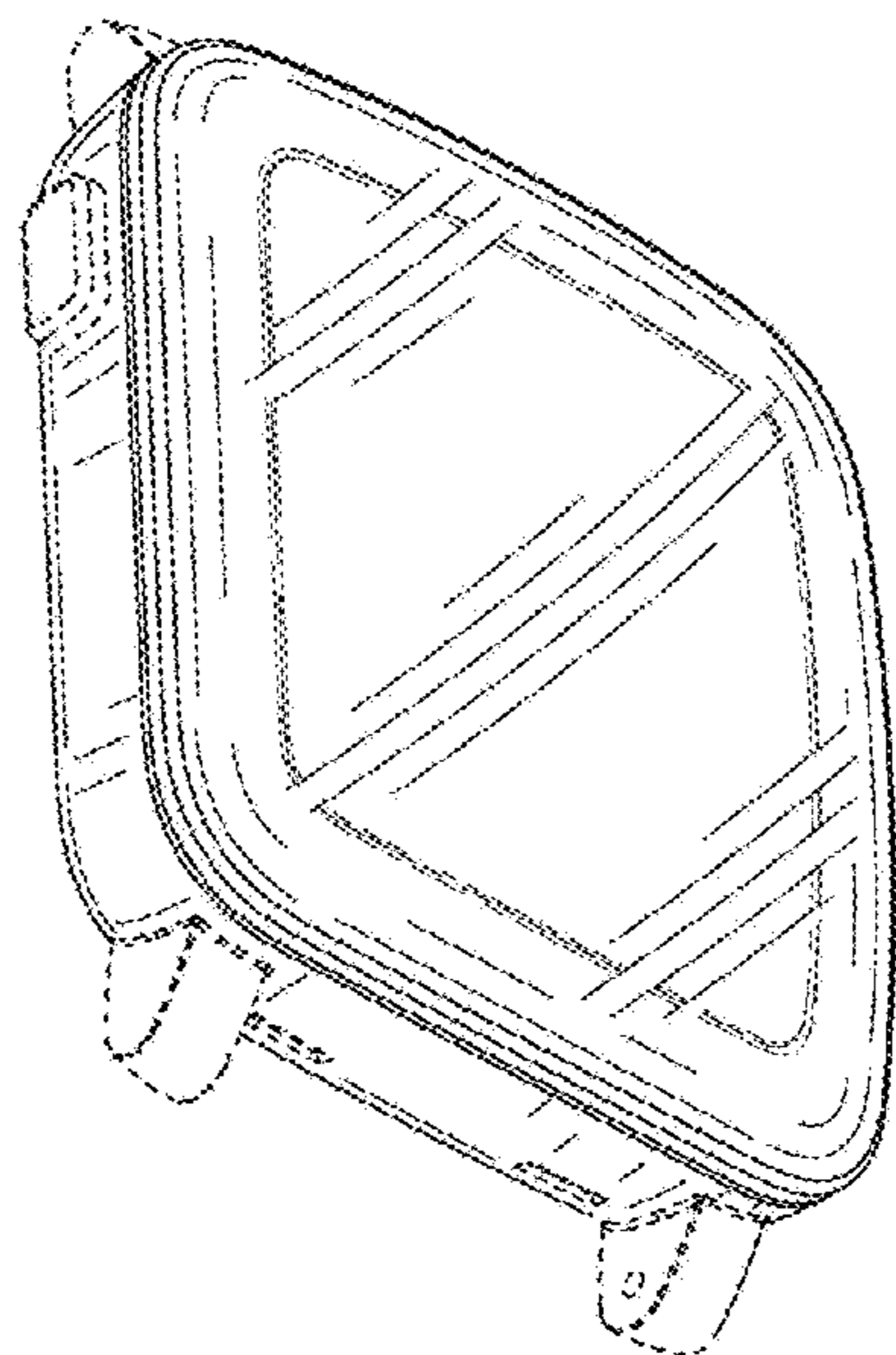
(57) **CLAIM**

The ornamental design for a watch body, as shown and described.

DESCRIPTION

FIG. 1 is a perspective view showing a front, a bottom, and a right side of a watch body according to our new design; FIG. 2 is a perspective view showing the front, the bottom, and a left side of the watch body; FIG. 3 is an elevational view of the front of the watch body; FIG. 4 is an elevational view of a back of the watch body; FIG. 5 is a perspective view showing the back, the bottom, and the left side of the watch body; FIG. 6 is a perspective view showing the back, the bottom, and the right side of the watch body; FIG. 7 is an elevational view of the right side of the watch body; FIG. 8 is an elevational view of the left side of the watch body; FIG. 9 is a plan view of the top of the watch body; FIG. 10 is a plan view of the bottom of the watch body; FIG. 11 is a perspective view showing the front, the bottom, and the right side of the watch body with a band; and, FIG. 12 is a perspective view showing the back, the bottom, and the left side of the watch body with the band. The broken line showing of portions of the watch body form no part of the claimed design. The broken line showing of the band in FIGS. 11, 12 represents environment that forms no part of the claimed design.

1 Claim, 5 Drawing Sheets



(56)

References Cited

U.S. PATENT DOCUMENTS

D247,701 S	4/1978	Kwon	5,005,161 A	4/1991	Boilen	
D249,874 S	10/1978	Lawrence	D324,340 S	3/1992	Houlihan	
D250,881 S	1/1979	Liautaud	D324,341 S	3/1992	Houlihan	
D251,773 S	5/1979	Morabito	D345,926 S	4/1994	Houlihan	
D255,224 S	6/1980	Sulek et al.	D346,558 S	5/1994	Hiromori	
D255,877 S	7/1980	Yamagami	D366,036 S *	1/1996	Houlihan	D14/344
D259,626 S	6/1981	Wada	D382,492 S	8/1997	Houlihan	
D261,731 S	11/1981	Yamagami et al.	D386,428 S	11/1997	Toribio	
D261,732 S	11/1981	Yamagami et al.	D386,694 S	11/1997	Houlihan	
D261,733 S *	11/1981	Iida	D387,998 S	12/1997	Ramos, Jr. et al.	
D261,994 S	11/1981	Yamagami et al.	D389,752 S	1/1998	Riley	
D265,063 S	6/1982	Iida	D427,081 S	6/2000	Hiramatsu	
D265,295 S	7/1982	Wada	D508,418 S	8/2005	Kraft	
D267,548 S	1/1983	Wada	D528,928 S *	9/2006	Burton	D10/38
D269,767 S	7/1983	Houlihan et al.	D582,295 S *	12/2008	Schoepfer	D10/38
D269,951 S *	8/1983	Eberhardt et al.	D628,498 S *	12/2010	Arellano	D10/38
D270,244 S	8/1983	McCormick	D636,686 S *	4/2011	Cobbett et al.	D10/38
D277,829 S	3/1985	Leg	D645,360 S *	9/2011	Kiser et al.	D10/32
D278,685 S	5/1985	Suzuki et al.	D667,126 S *	9/2012	Cho et al.	D24/186
D279,081 S	6/1985	Suzuki et al.	D672,667 S *	12/2012	Mix	D10/65
D283,014 S	3/1986	Suzuki et al.	D693,251 S *	11/2013	Anderssen et al.	D10/70
4,825,427 A	4/1989	Wollman	D701,504 S *	3/2014	Christopher et al.	D14/344
D312,416 S	11/1990	Braum	D703,204 S *	4/2014	Riddiford et al.	D14/344
			D705,673 S *	5/2014	Arellano	D10/38
			D717,678 S *	11/2014	Anderssen et al.	D10/98
			D719,123 S *	12/2014	Park et al.	D14/138 R

* cited by examiner

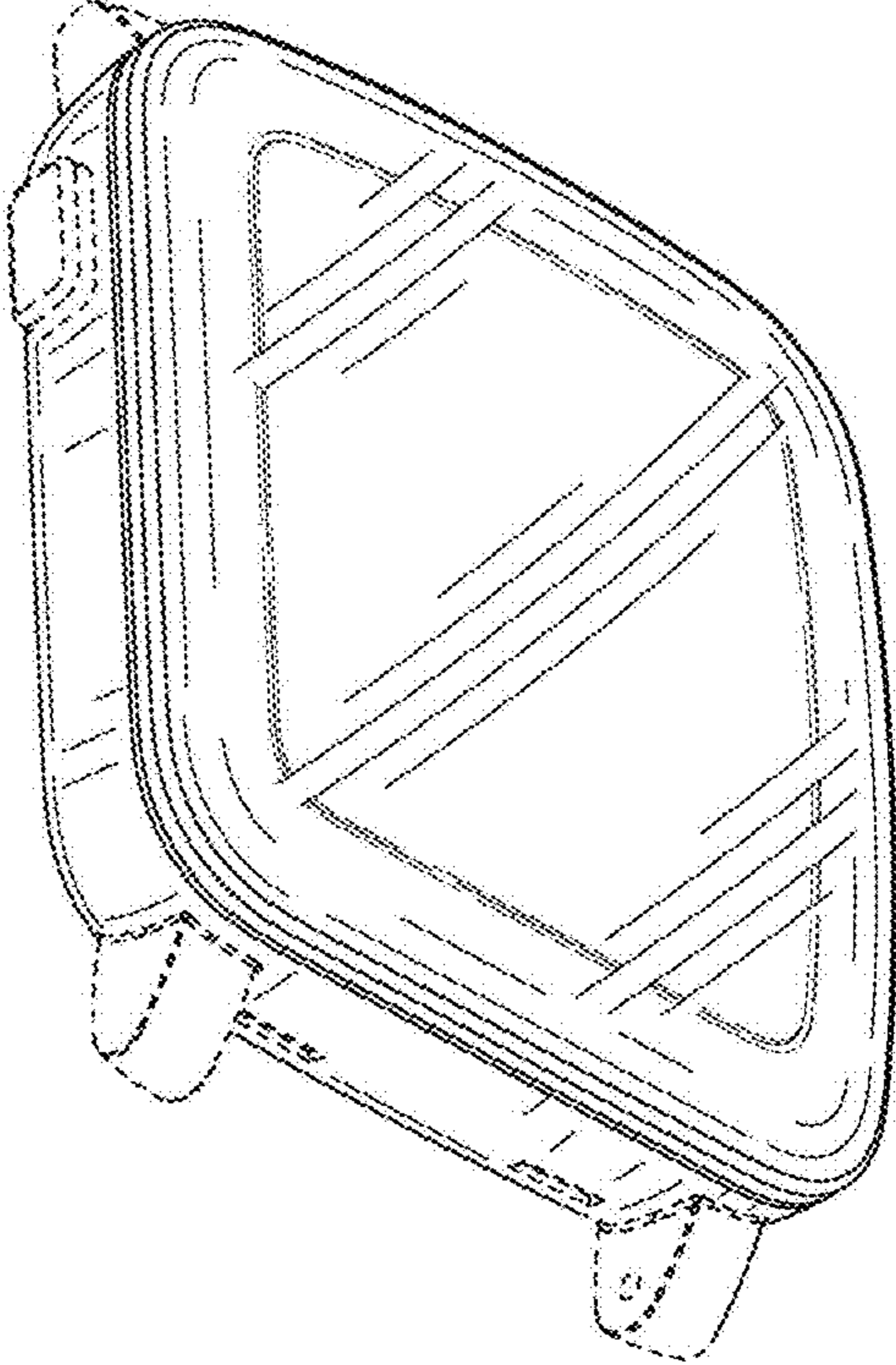


FIG. 1

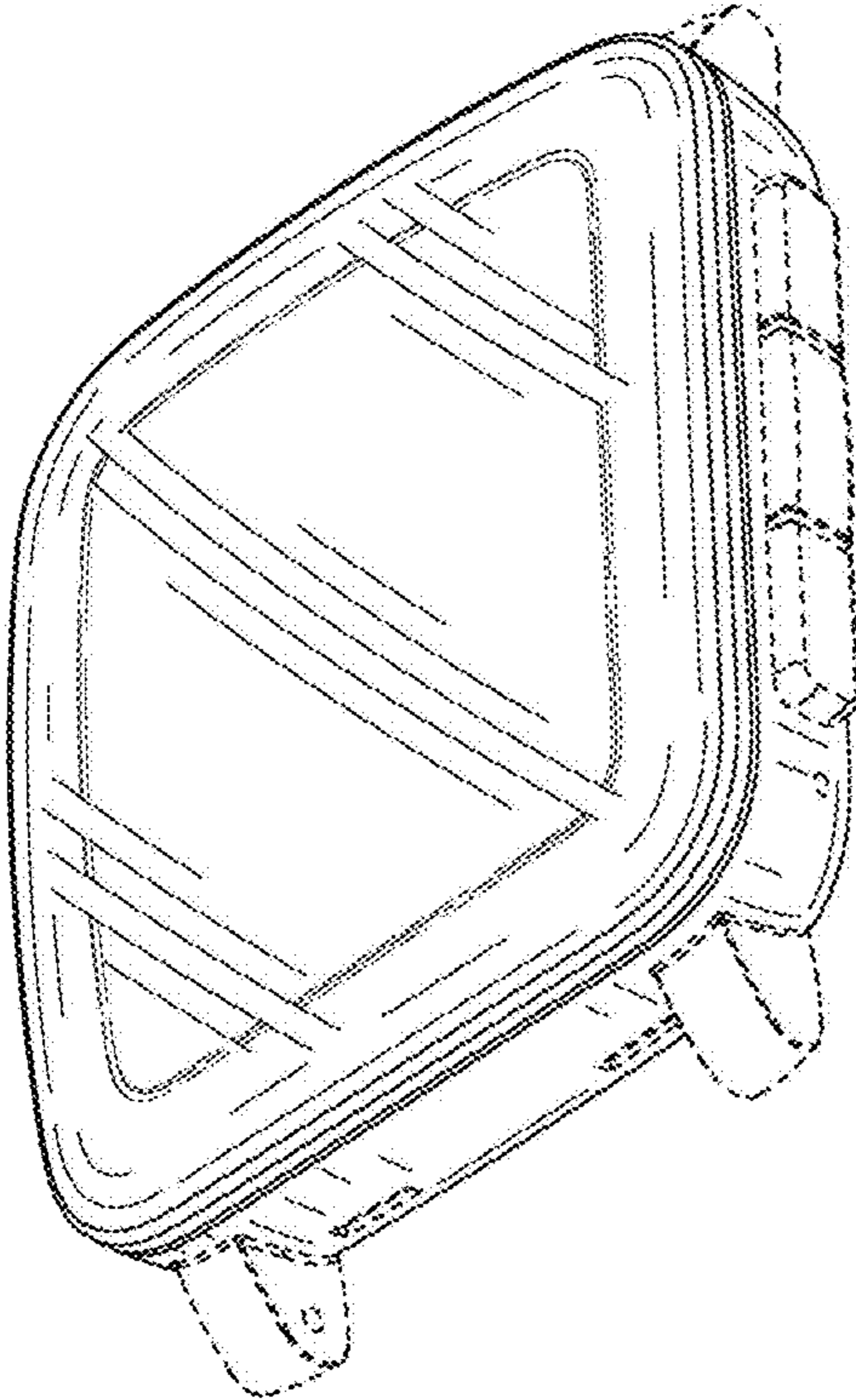


FIG. 2

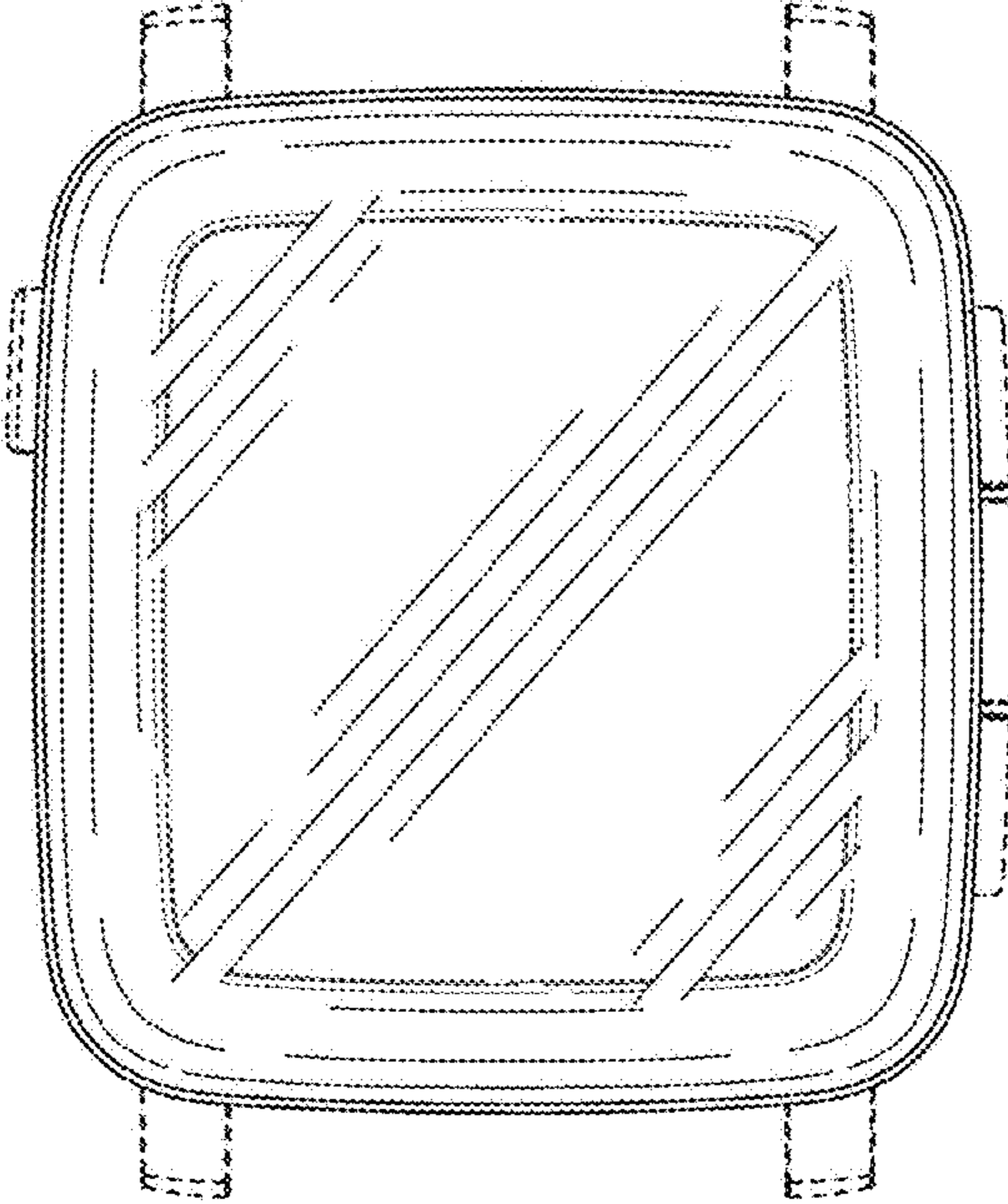


FIG. 3

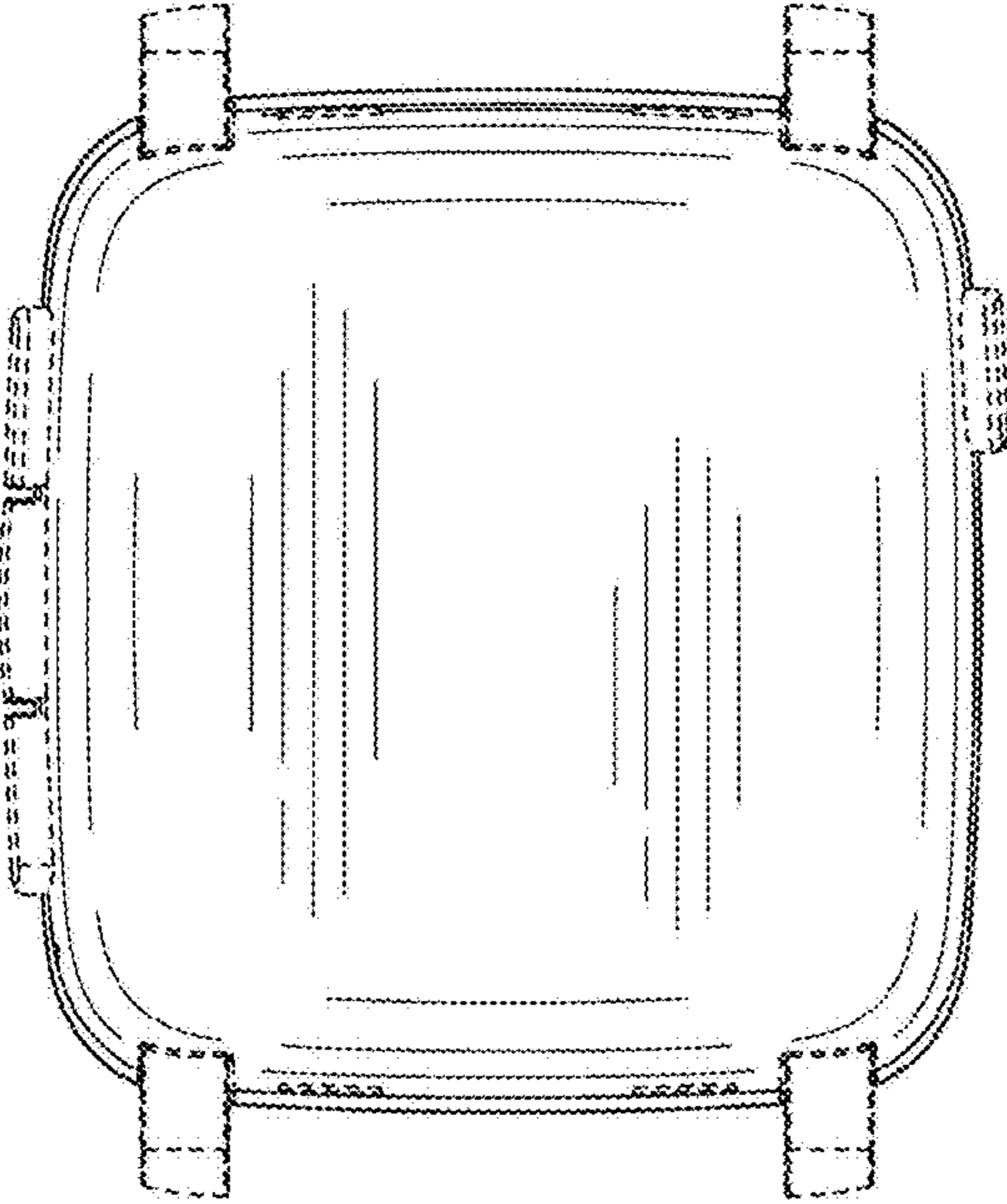


FIG. 4

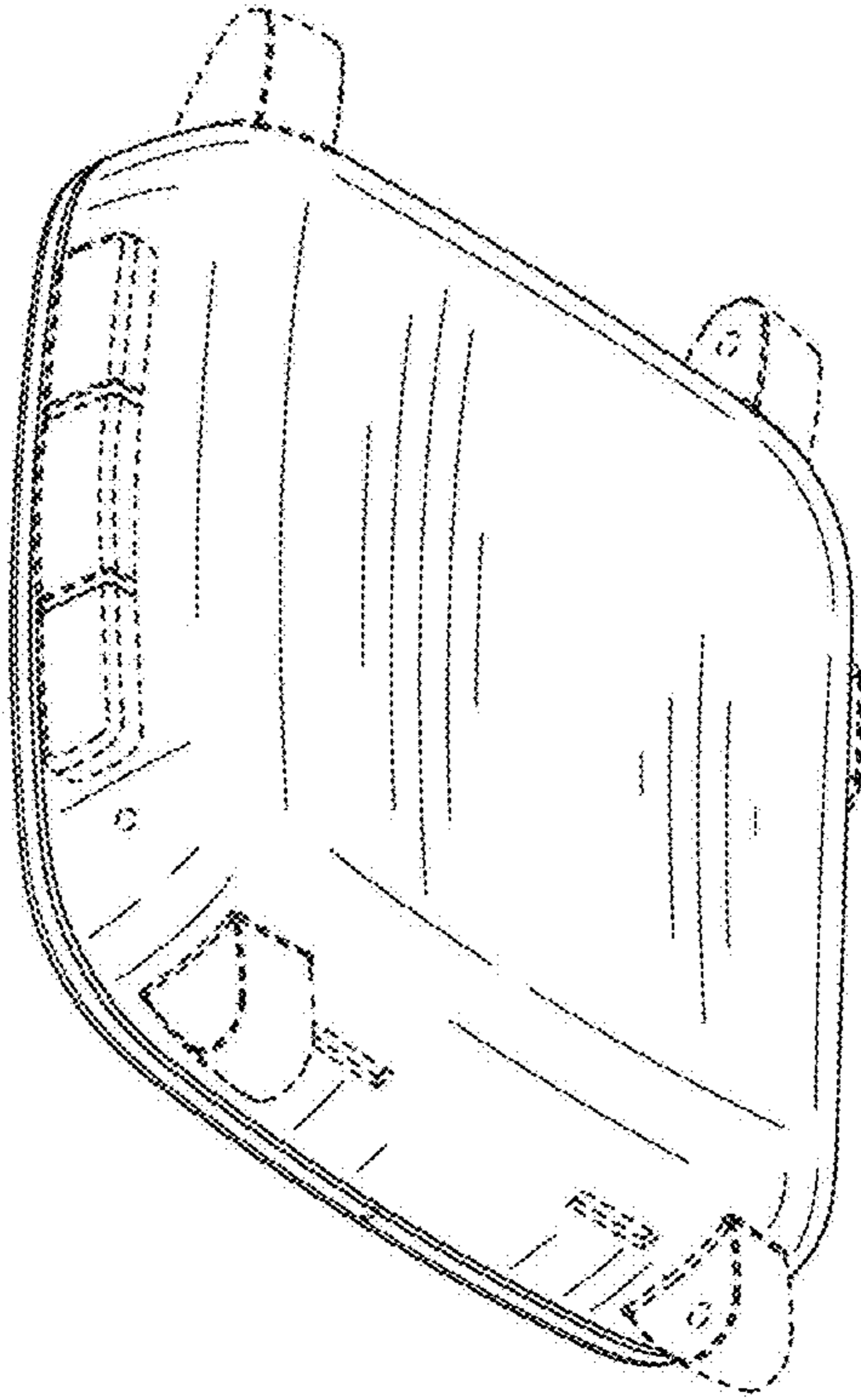


FIG. 5

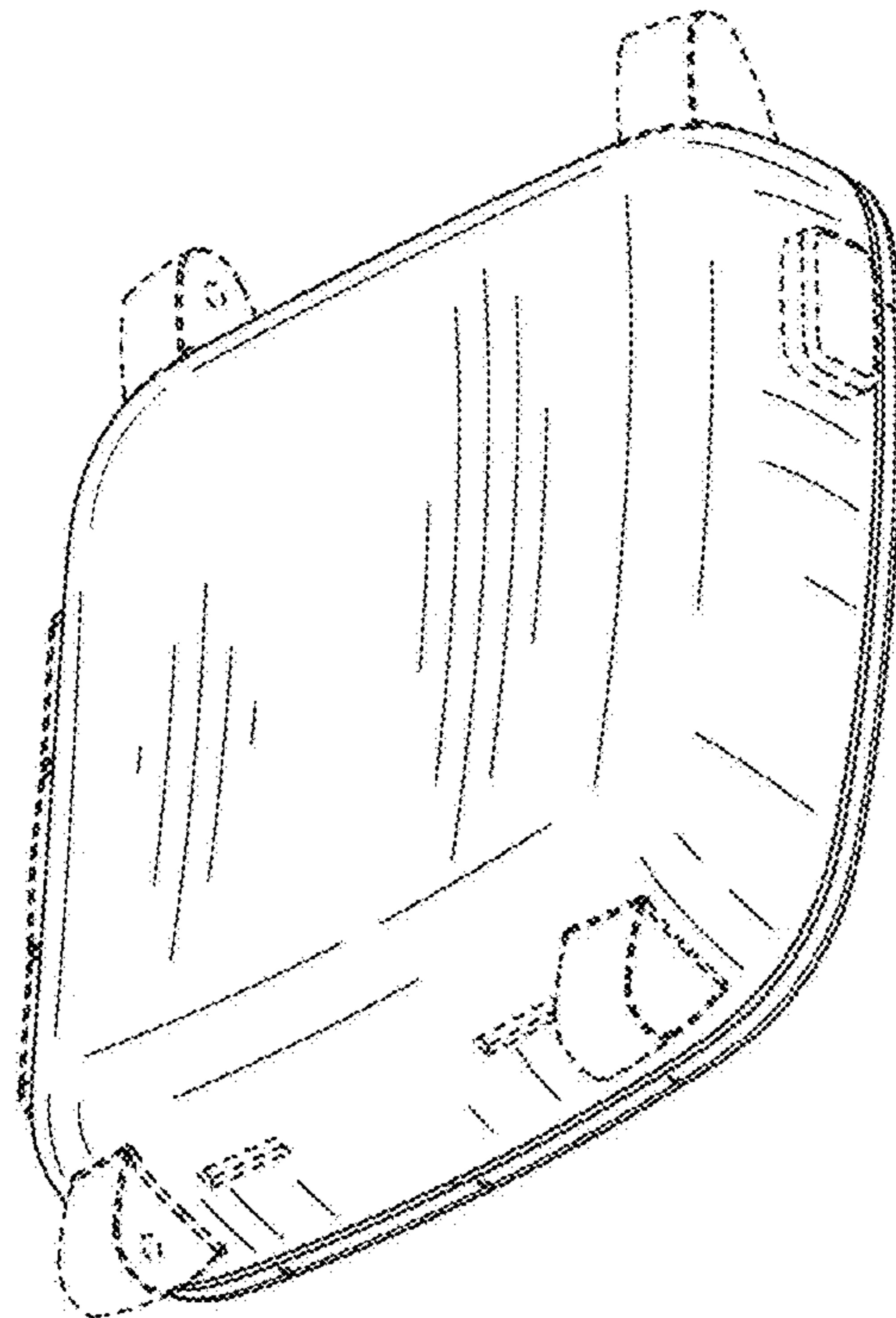


FIG. 6




FIG. 7

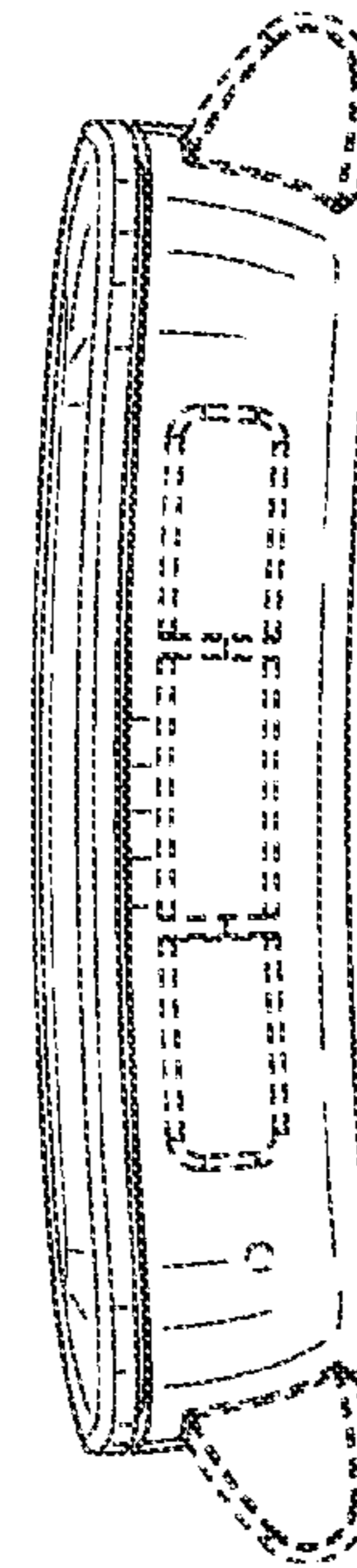


FIG. 8




FIG. 9

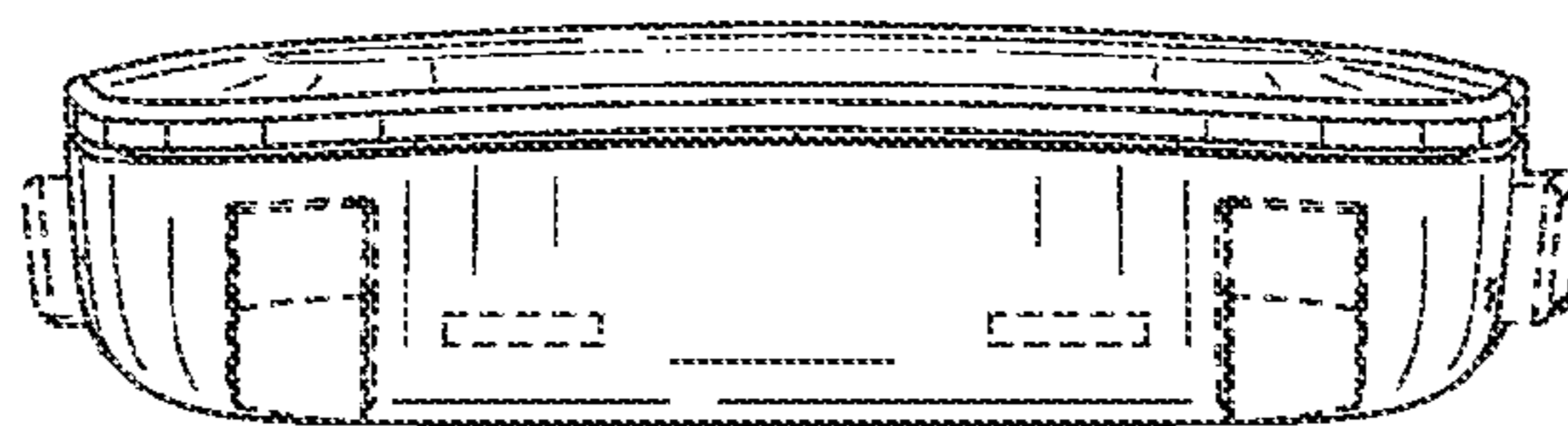


FIG. 10

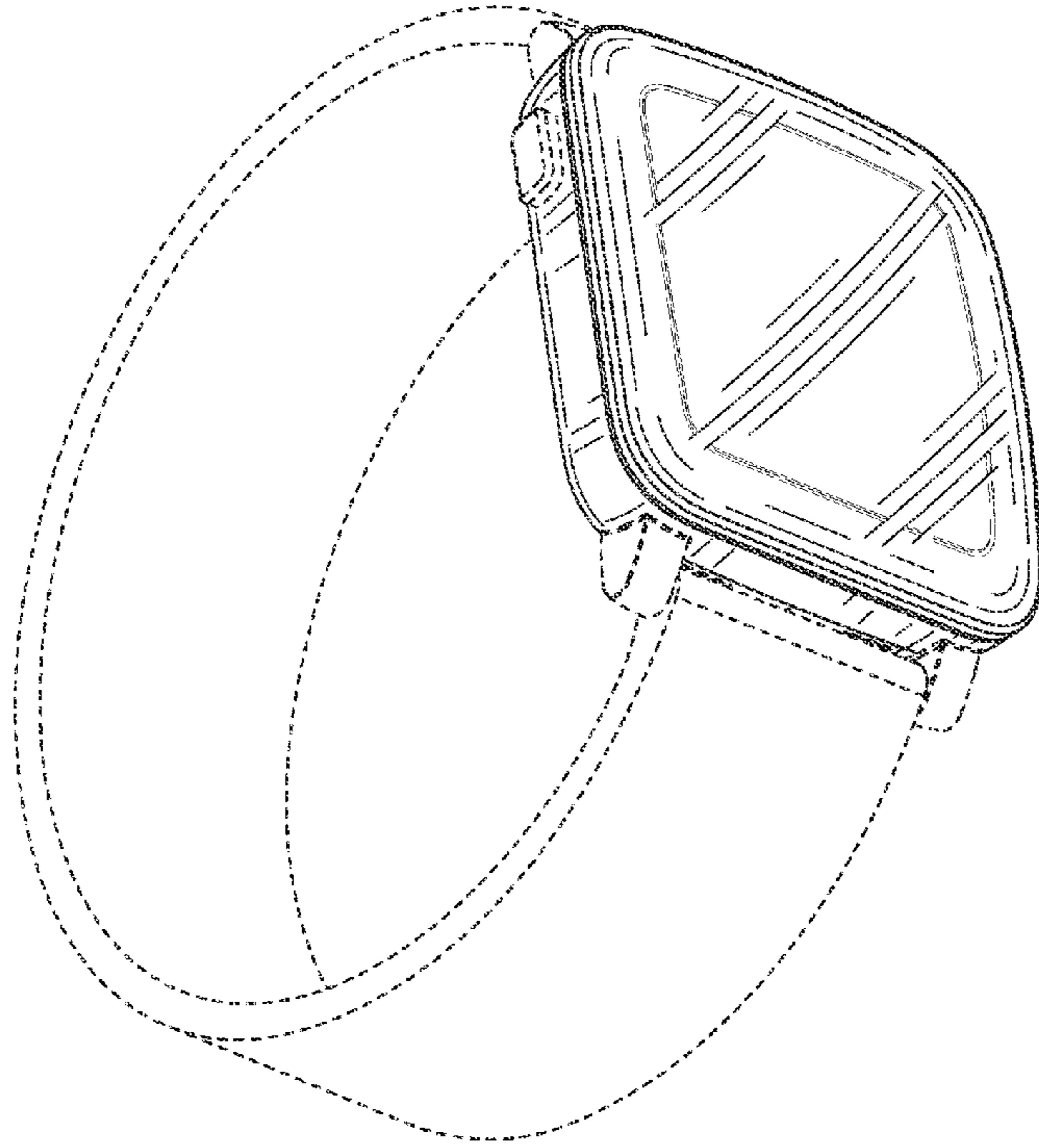


FIG. 11

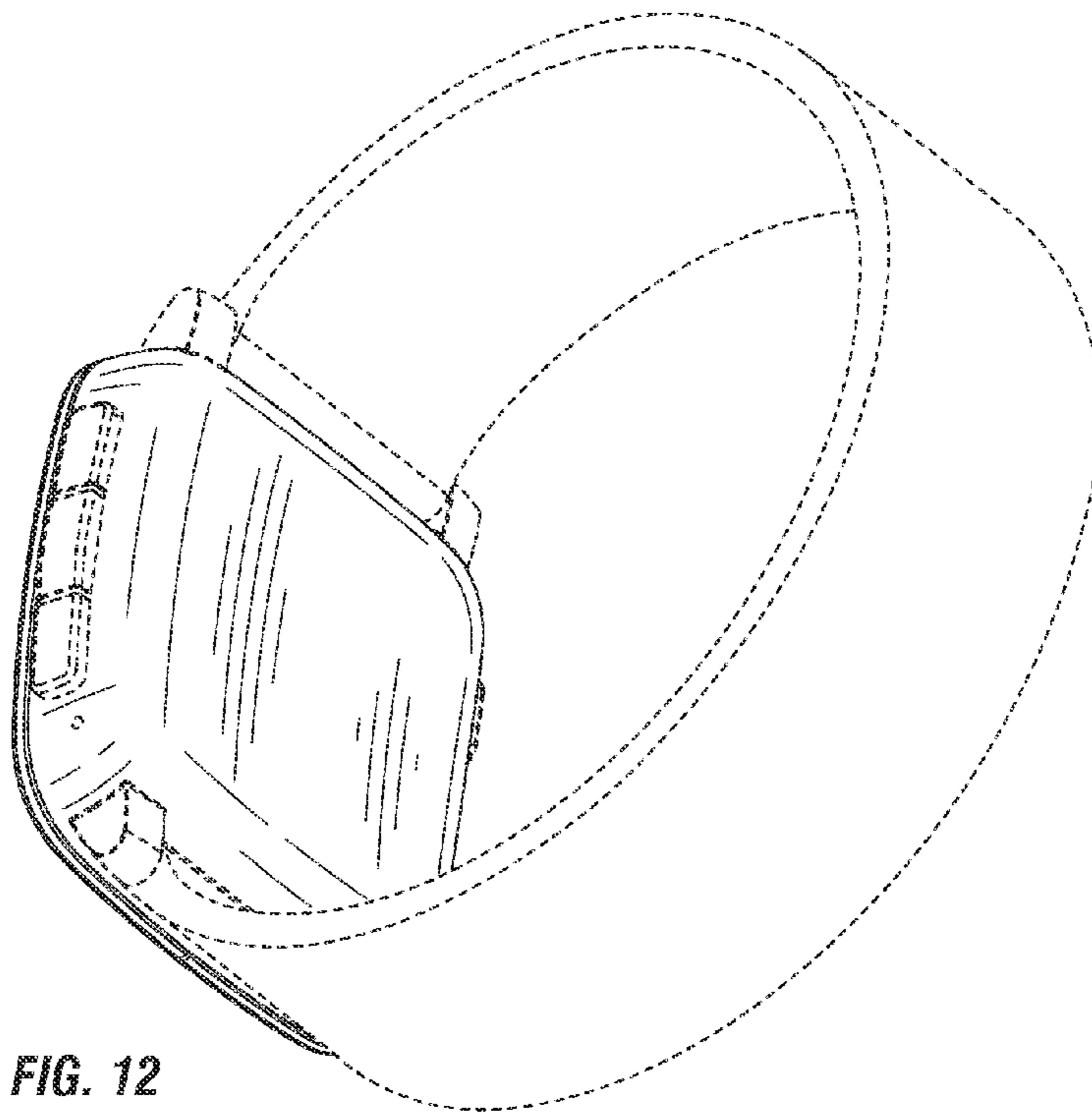


FIG. 12