



US00D745514S

(12) **United States Design Patent**
Jung et al.

(10) **Patent No.:** **US D745,514 S**

(45) **Date of Patent:** **** Dec. 15, 2015**

(54) **ELECTRONIC DEVICE**

- (71) Applicant: **Samsung Electronics Co., Ltd.**,
Suwon-si (KR)
- (72) Inventors: **Ha-Youl Jung**, San Francisco, CA (US);
Howard Nuk, San Francisco, CA (US);
Jeff Jones, San Francisco, CA (US);
Won-Seok Choi, San Francisco, CA
(US); **Alex Millie**, San Francisco, CA
(US); **Jae-Woong Choi**, Seoul (KR)
- (73) Assignee: **Samsung Electronics Co., Ltd.**,
Suwon-si (KR)

(**) Term: **14 Years**

(21) Appl. No.: **29/508,691**

(22) Filed: **Nov. 10, 2014**

Related U.S. Application Data

(63) Continuation of application No. 29/478,294, filed on
Jan. 3, 2014, now Pat. No. Des. 730,347.

(51) **LOC (10) Cl.** **14-02**

(52) **U.S. Cl.**
USPC **D14/344**

(58) **Field of Classification Search**
USPC D14/140, 137, 138 R, 138 AB, 139, 144,
D14/155, 167, 191, 192, 203.1, 203.3,
D14/203.4, 203.5, 203.7, 248, 226, 218,
D14/240, 344, 440, 341, 346, 432, 448, 450,
D14/496; D10/30-32, 37-39, 65, 70, 77,
D10/78, 98, 104.1, 104.2, 125; D11/3-5,
D11/12, 19, 25; D13/168; D3/215;
D15/199; 381/364, 151; 379/433.1;
455/575.1, 575.3, 575.4, 575.6, 556.1,
455/556.2, 558, 90.3; 368/10, 13, 69, 223,
368/281, 282, 294, 295, 296; D21/329,
D21/513; D24/167, 186; 482/8
CPC H04B 1/03; H04B 1/385; G06G 9/00;
G06G 17/00; G06G 17/04; G06G 17/06;
G06G 17/083; H04M 1/0227; H04M 1/03;
H04M 1/04

See application file for complete search history.

(56) **References Cited**

U.S. PATENT DOCUMENTS

D112,797	S	*	1/1939	Stegeman, Jr.	D10/38
D589,375	S	*	3/2009	Tang	D10/32
7,575,368	B2	*	8/2009	Guillaume	368/282
D624,052	S	*	9/2010	Shimizu et al.	D14/217
D637,918	S	*	5/2011	Cobbett et al.	D10/31
D660,726	S	*	5/2012	Register et al.	D10/38
D710,737	S	*	8/2014	West	D11/3
D725,072	S	*	3/2015	Kim et al.	D14/138 R
D727,183	S	*	4/2015	Park et al.	D10/70
D729,078	S	*	5/2015	Phillips et al.	D10/70
D729,091	S	*	5/2015	Nuovo et al.	D10/103
D729,795	S	*	5/2015	Song	D14/344
D730,347	S	*	5/2015	Jung et al.	D14/344
D731,898	S	*	6/2015	Squires	D10/30

* cited by examiner

Primary Examiner — Susan Bennett Hattan

Assistant Examiner — Marie Fast Horse

(74) *Attorney, Agent, or Firm* — NSIP Law

(57) **CLAIM**

We claim the ornamental design for an electronic device, as shown and described.

DESCRIPTION

FIG. 1 is a bottom perspective view of an electronic device showing our new design;
FIG. 2 is a front view thereof;
FIG. 3 is a rear view thereof;
FIG. 4 is a left-side view thereof;
FIG. 5 is a right-side view thereof;
FIG. 6 is a top view thereof; and,
FIG. 7 is a bottom view thereof.
The broken lines in the figures illustrate portions of the electronic device which form no part of the claimed design.

1 Claim, 5 Drawing Sheets

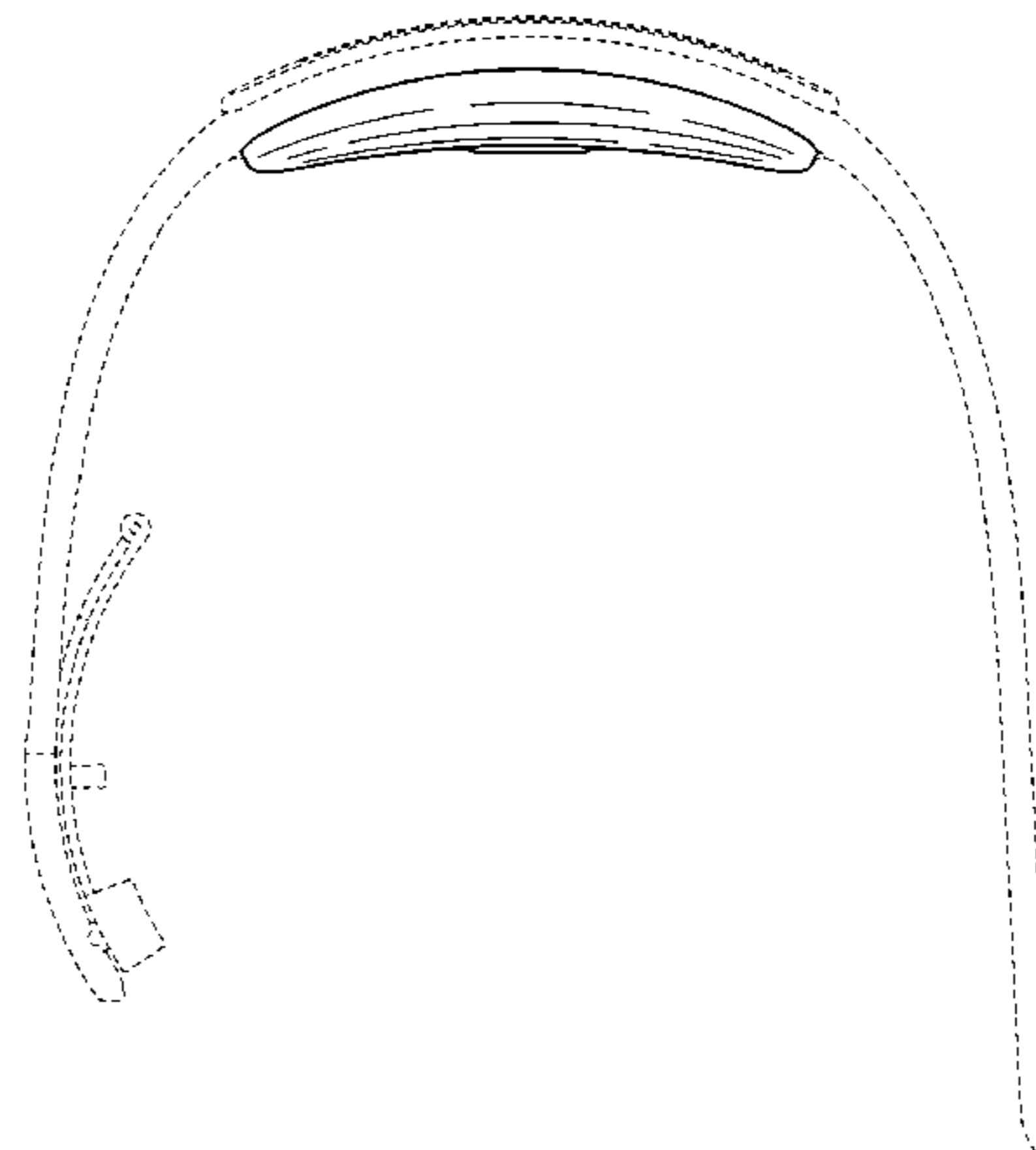
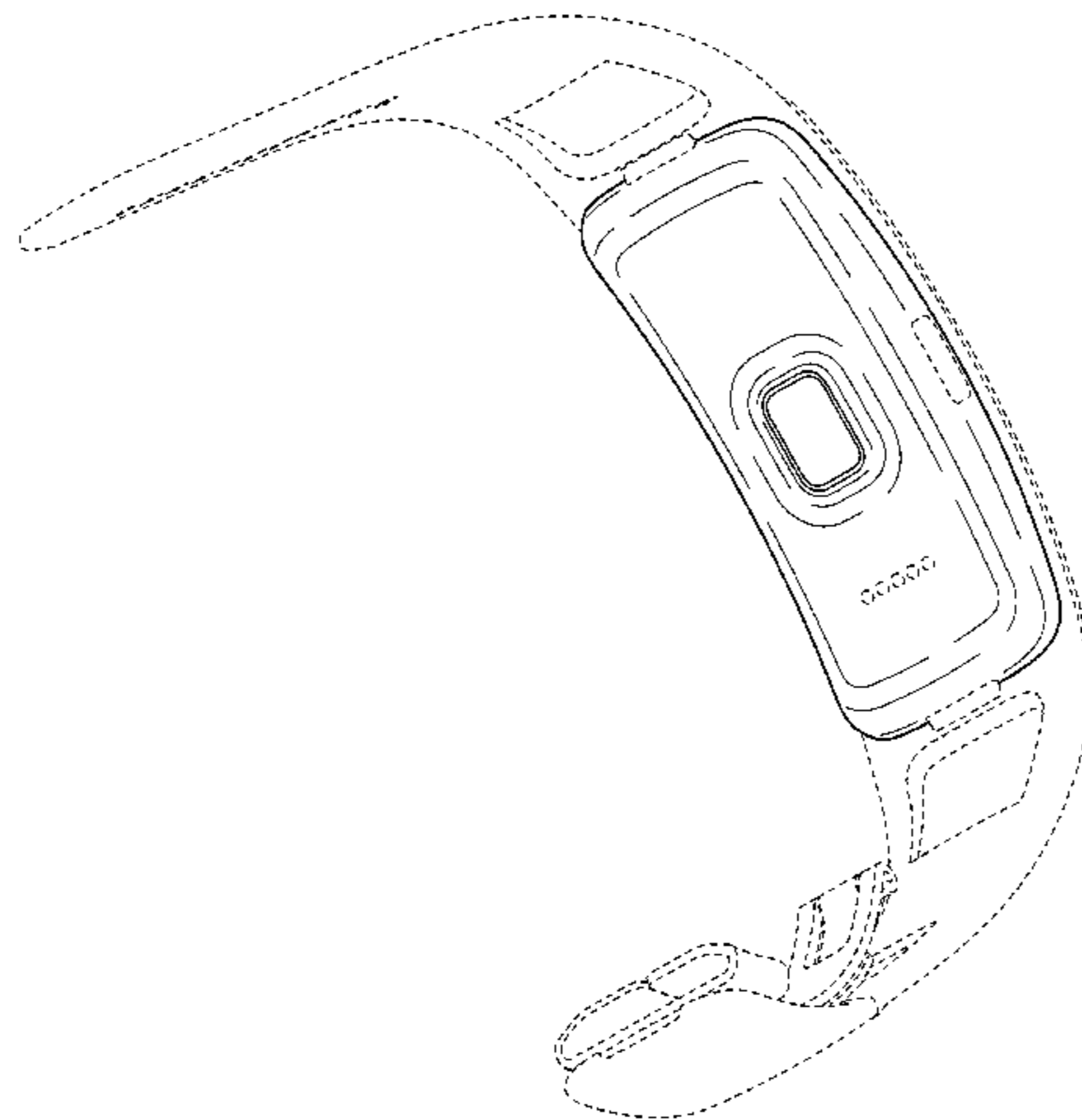


FIG.1

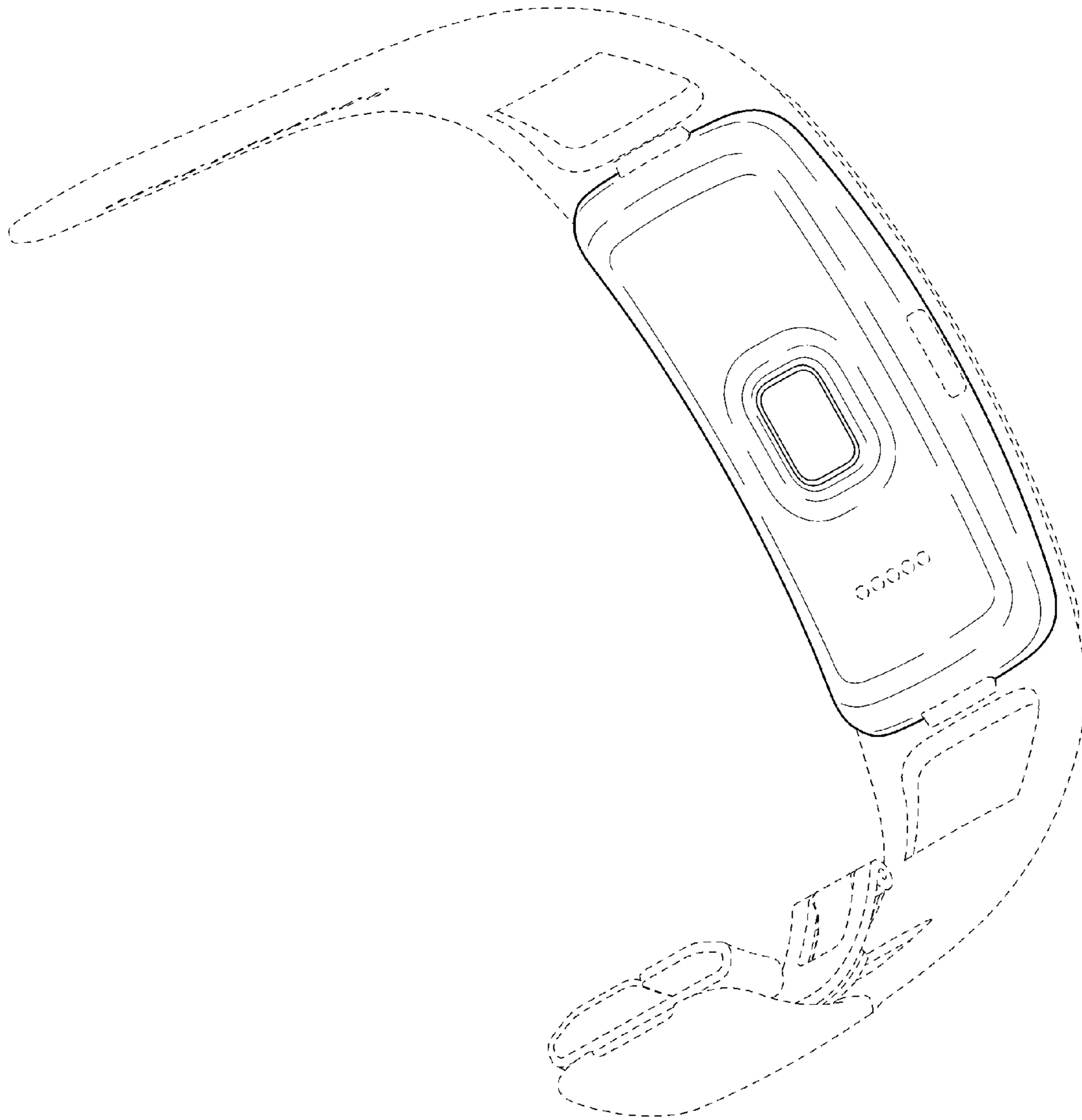


FIG.2

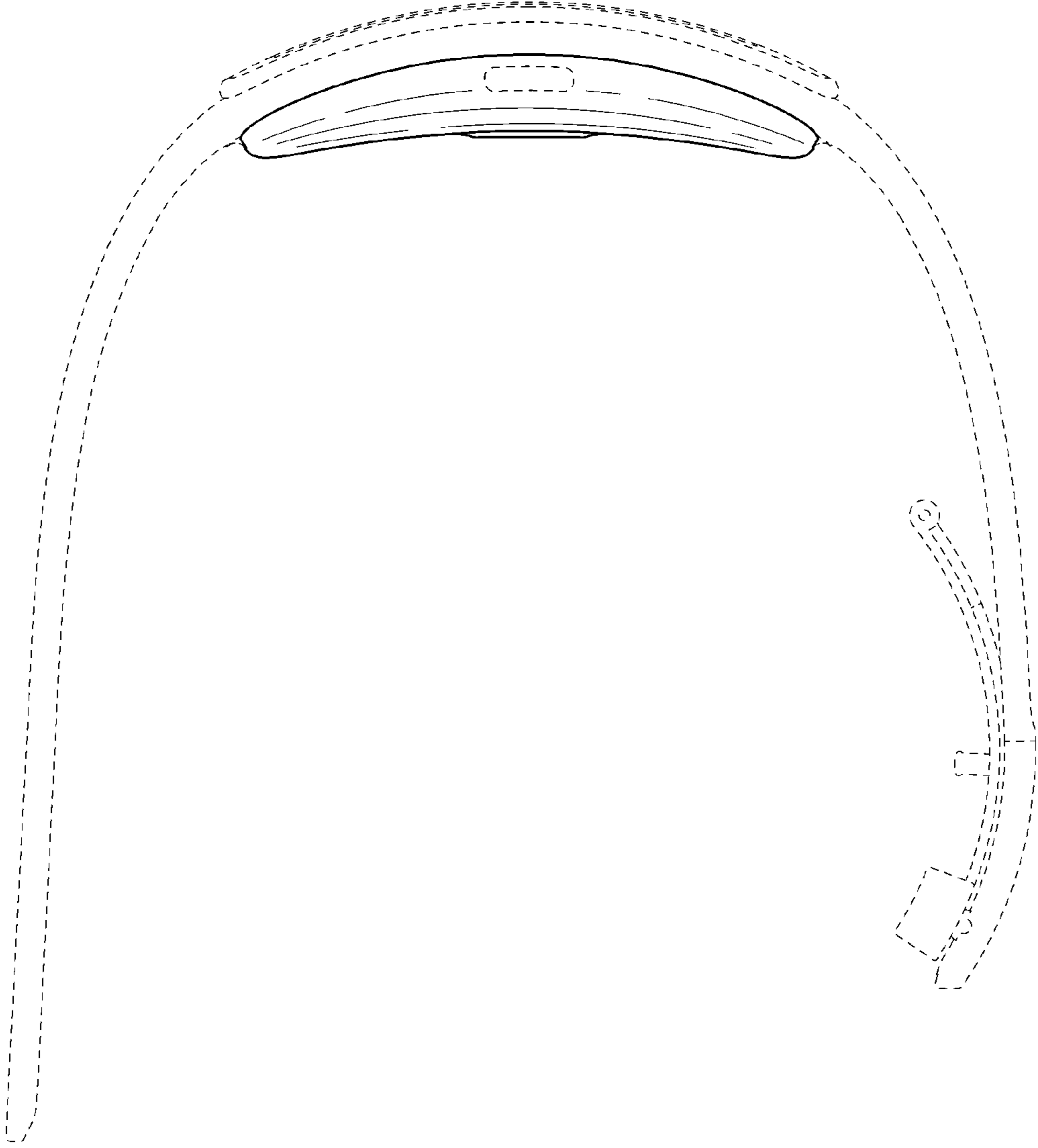


FIG.3

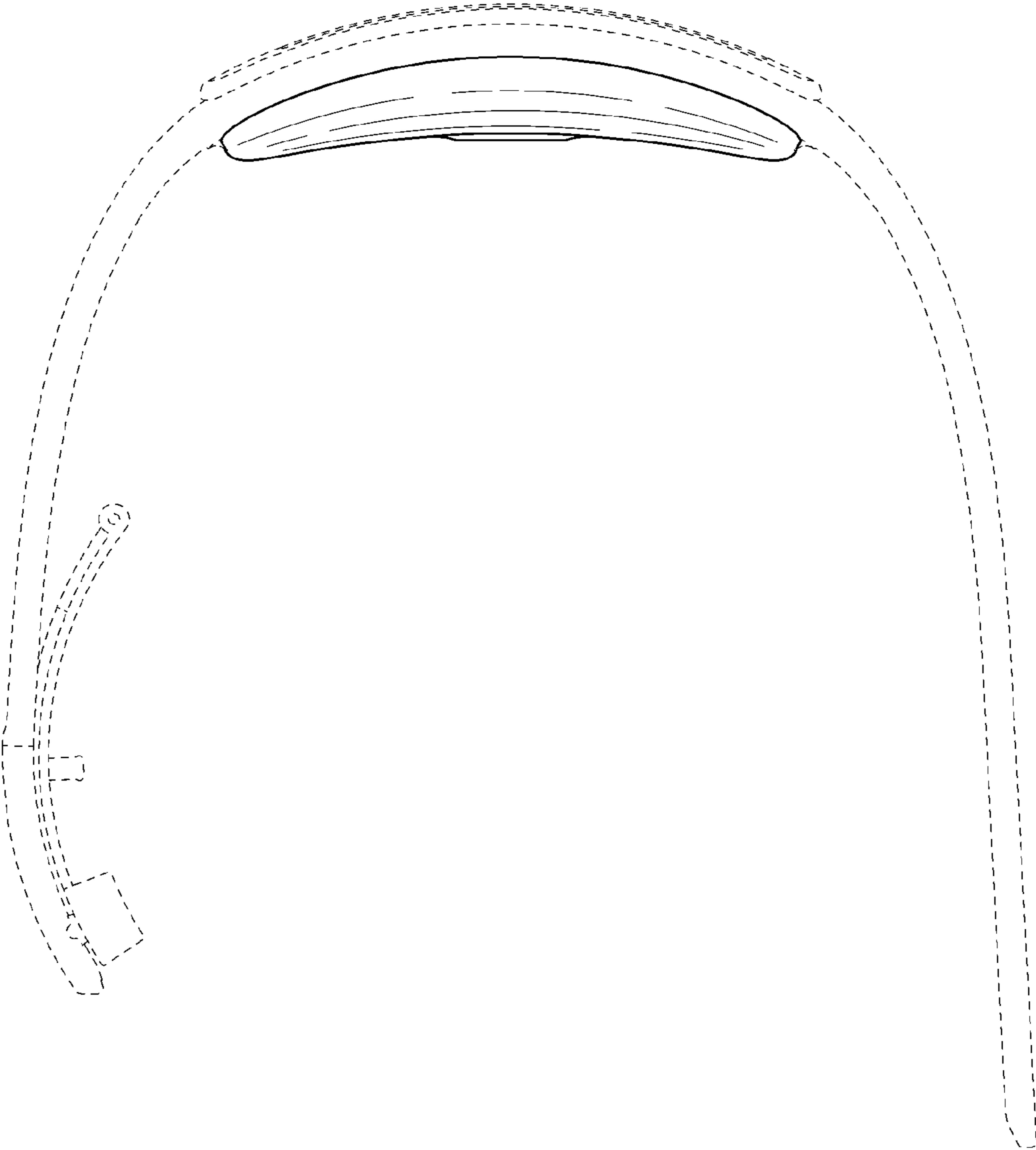


FIG.4

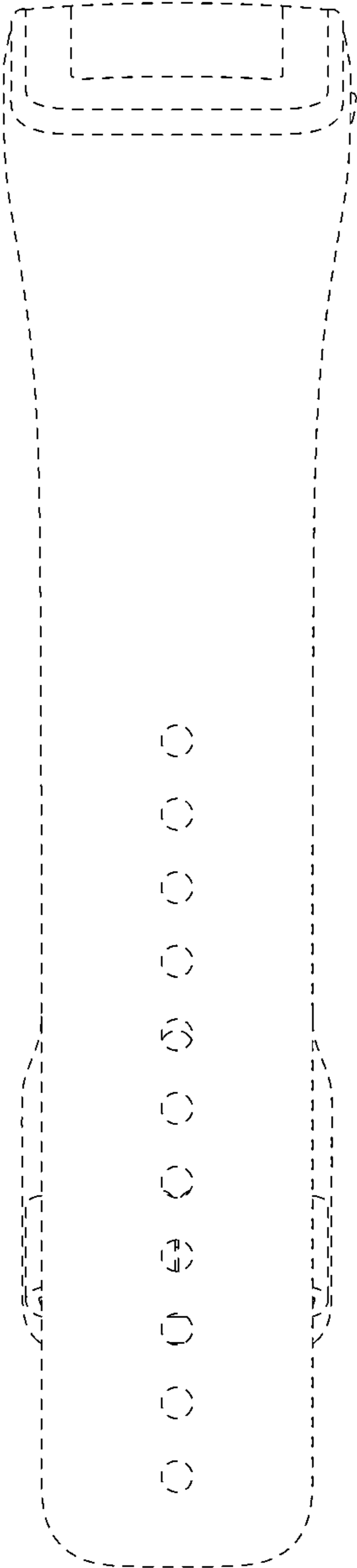


FIG.5




FIG.6




FIG.7

