



US00D745513S

(12) **United States Design Patent**
Jung et al.

(10) **Patent No.:** **US D745,513 S**
(45) **Date of Patent:** **** Dec. 15, 2015**

(54) **ELECTRONIC DEVICE**

(71) Applicant: **Samsung Electronics Co., Ltd.**,
Suwon-si (KR)

(72) Inventors: **Ha-Youl Jung**, San Francisco, CA (US);
Howard Nuk, San Francisco, CA (US);
Jeff Jones, San Francisco, CA (US);
Won-Seok Choi, San Francisco, CA
(US); **Alex Millie**, San Francisco, CA
(US); **Jae-Woong Choi**, Seoul (KR)

(73) Assignee: **Samsung Electronics Co., Ltd.**,
Suwon-si (KR)

(**) Term: **14 Years**

(21) Appl. No.: **29/508,684**

(22) Filed: **Nov. 10, 2014**

Related U.S. Application Data

(63) Continuation of application No. 29/478,294, filed on
Jan. 3, 2014, now Pat. No. Des. 730,347.

(51) **LOC (10) Cl.** **14-02**

(52) **U.S. Cl.**
USPC **D14/344**

(58) **Field of Classification Search**

USPC D14/140, 137, 138 R, 138 AB, 139, 144,
D14/155, 167, 191, 192, 203.1, 203.3,
D14/203.4, 203.5, 203.7, 248, 226, 218,
D14/240, 344, 440, 341, 346, 432, 448, 450,
D14/496; D10/30-32, 37-39, 65, 70, 77,
D10/78, 98, 104.1, 104.2, 125; D11/3-5,
D11/12, 19, 25; D13/168; D3/215;
D15/199; 381/364, 151; 379/433.1;
455/575.1, 575.3, 575.4, 575.6, 556.1,
455/556.2, 558, 90.3; 368/10, 13, 69, 223,
368/281, 282, 294, 295, 296; D21/329,
D21/513; D24/167, 186; 482/8;
D29/108-110; 362/611

CPC H04B 1/03; H04B 1/385; G04G 9/00;
G04G 17/00; G04G 17/04; G04G 17/06;
G04G 17/083; H04M 1/0227; H04M 1/03;
H04M 1/04; G02F 1/133305; G02F 1/133615
See application file for complete search history.

(56) **References Cited**

U.S. PATENT DOCUMENTS

D445,697 S * 7/2001 Hysek D10/30
6,332,690 B1 * 12/2001 Murofushi 362/611
D576,501 S * 9/2008 Tang D10/32
D589,374 S * 3/2009 Tang D10/32

(Continued)

OTHER PUBLICATIONS

Cool Concepts—The Curved iMac(Nuno Teixeira). geeky-gadgets.
com (online) 7 pgs. Uploaded: Feb. 29, 2008 by Roland Hutchinson
[retrieved on Jul. 23, 2015]. Retrieved from Internet: <<http://www.geeky-gadgets.com/curved-imac/>>.*

Primary Examiner — Susan Bennett Hattan

Assistant Examiner — Marie Fast Horse

(74) *Attorney, Agent, or Firm* — NSIP Law

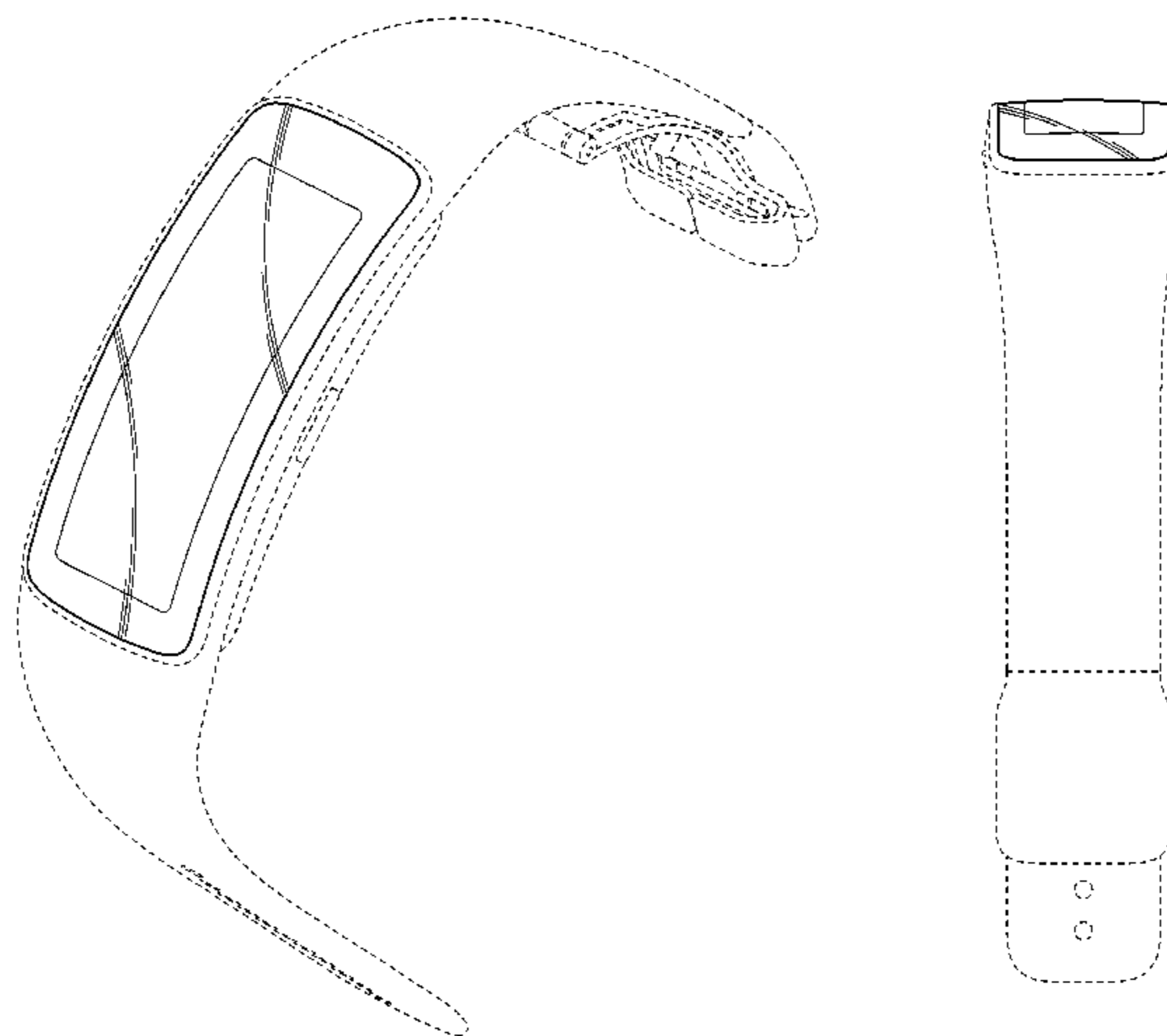
(57) **CLAIM**

We claim the ornamental design for an electronic device, as
shown and described.

DESCRIPTION

FIG. 1 is a front perspective view of an electronic device
showing our new design;
FIG. 2 is a front view thereof;
FIG. 3 is a rear view thereof;
FIG. 4 is a left-side view thereof;
FIG. 5 is a right-side view thereof;
FIG. 6 is a top view thereof; and,
FIG. 7 is a bottom view thereof.
The broken lines in the figures illustrate portions of the elec-
tronic device which form no part of the claimed design.

1 Claim, 5 Drawing Sheets



(56)

References Cited

U.S. PATENT DOCUMENTS

7,575,368 B2 * 8/2009 Guillaume 368/282
 D606,423 S * 12/2009 Mille D10/38
 D638,723 S * 5/2011 Ong D10/32
 D659,580 S * 5/2012 Veit D11/3
 D667,126 S * 9/2012 Cho et al. D24/186
 D688,585 S * 8/2013 Ohnemus et al. D11/3
 D703,069 S * 4/2014 Adams et al. D10/31
 D709,476 S * 7/2014 Park et al. D14/138 R
 D710,220 S * 8/2014 Daniel D10/70
 D711,002 S * 8/2014 Ohnemus et al. D24/186
 D714,179 S * 9/2014 Park et al. D11/3
 D715,668 S * 10/2014 Roush et al. D10/98
 D725,068 S * 3/2015 Cho et al. D14/138 R
 D726,052 S * 4/2015 Henning D10/98
 D726,140 S * 4/2015 Park et al. D14/138 R

D728,624 S * 5/2015 Akana et al. D14/496
 D729,647 S * 5/2015 Phillips et al. D10/70
 D729,670 S * 5/2015 Nuovo et al. D10/103
 D730,347 S * 5/2015 Jung et al. D14/344
 D731,482 S * 6/2015 Song D14/344
 D732,022 S * 6/2015 Song D14/344
 2003/0221449 A1 * 12/2003 DeShong et al. 63/1.16
 2005/0237704 A1 * 10/2005 Ceresoli 361/683
 2010/0162472 A1 * 7/2010 Abraham 2/411
 2013/0072765 A1 * 3/2013 Kahn et al. 600/301
 2013/0219960 A1 * 8/2013 Gerard-Goddet 63/3.2
 2014/0241135 A1 * 8/2014 Racine et al. 368/309
 2015/0022957 A1 * 1/2015 Hiroki et al. 361/679.01
 2015/0085623 A1 * 3/2015 Modaragamage 368/10
 2015/0098309 A1 * 4/2015 Adams et al. 368/10
 2015/0105221 A1 * 4/2015 Roush et al. 482/8
 2015/0168792 A1 * 6/2015 Woo et al. 349/110

* cited by examiner

FIG.1

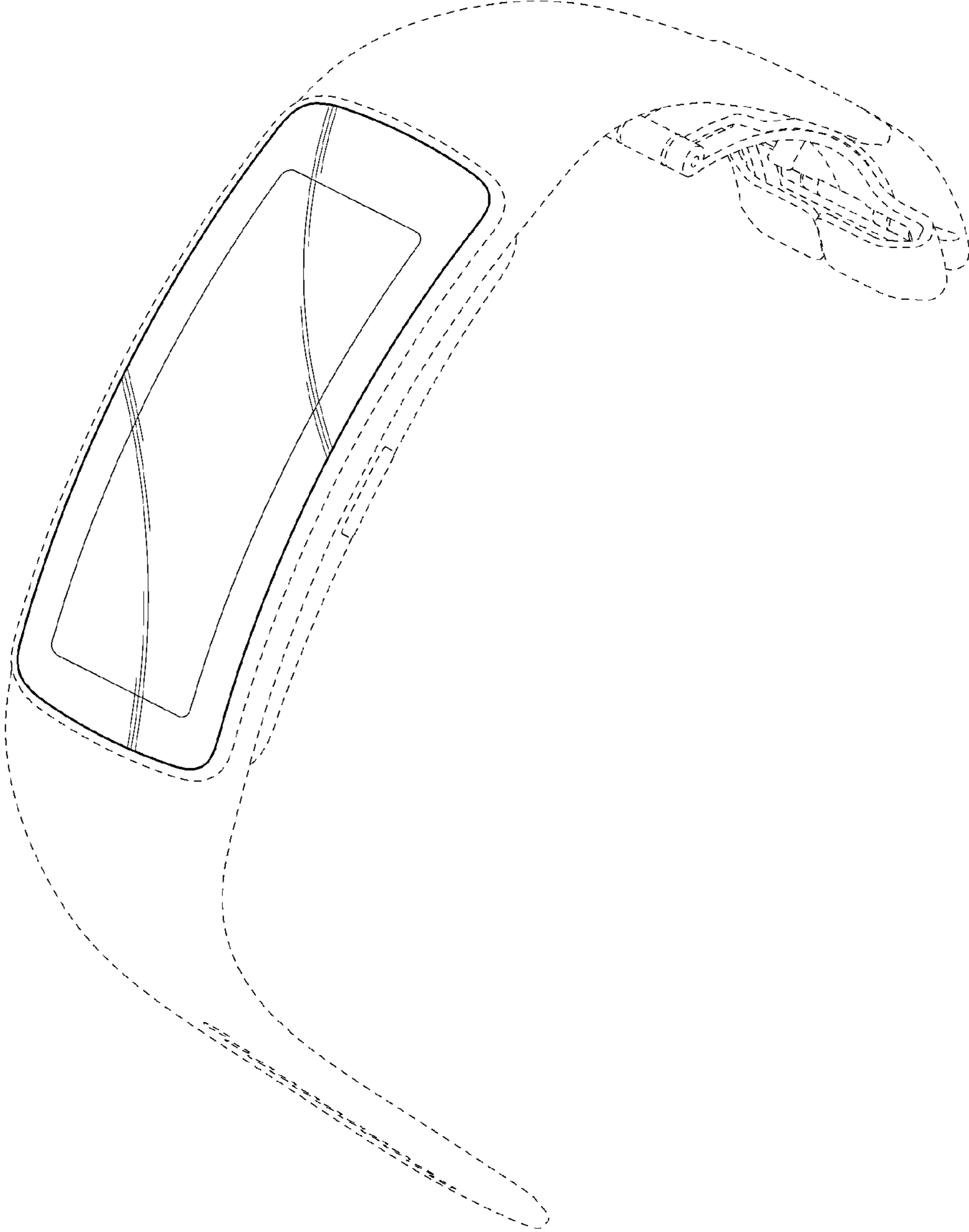


FIG.2

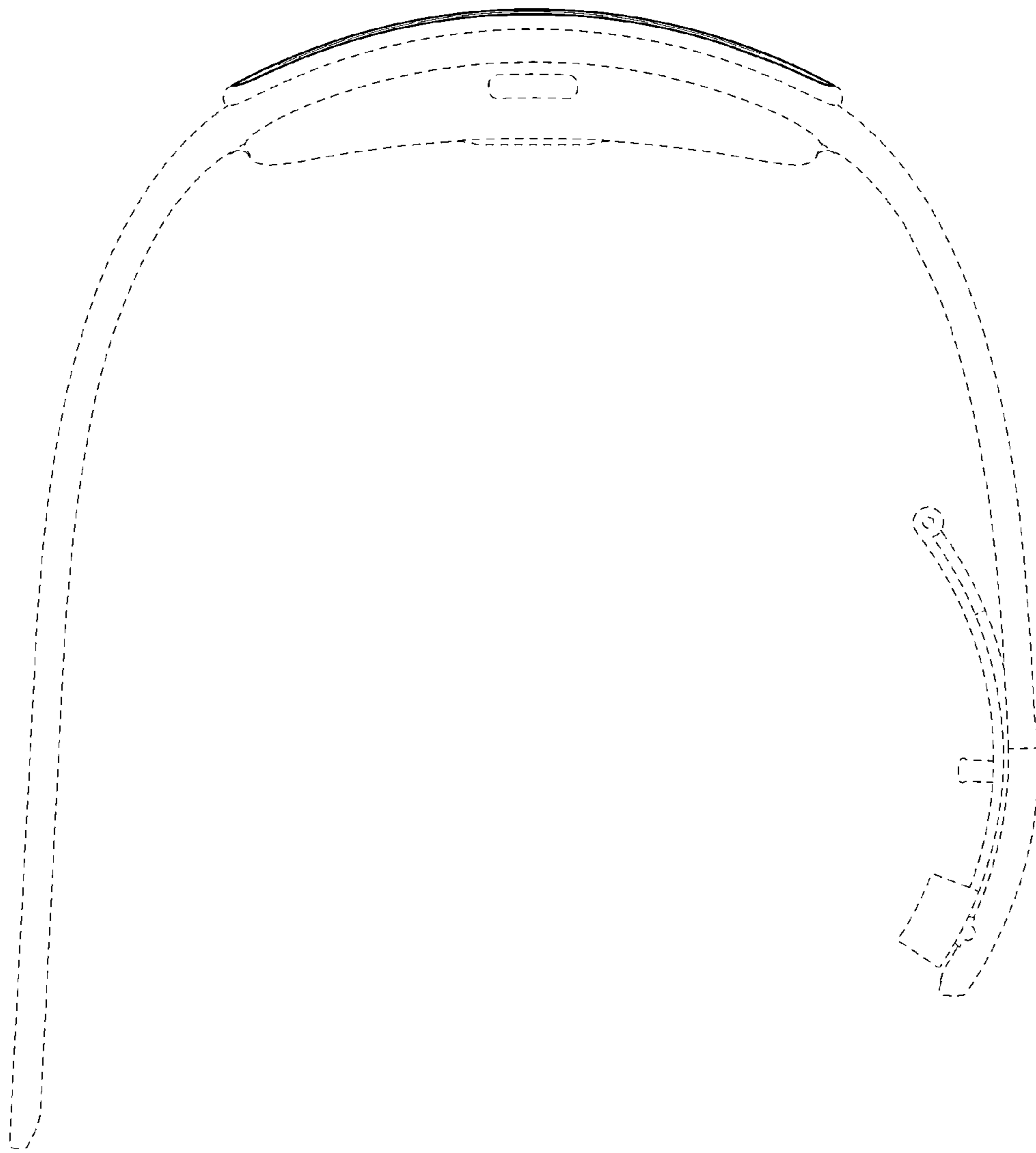


FIG.3

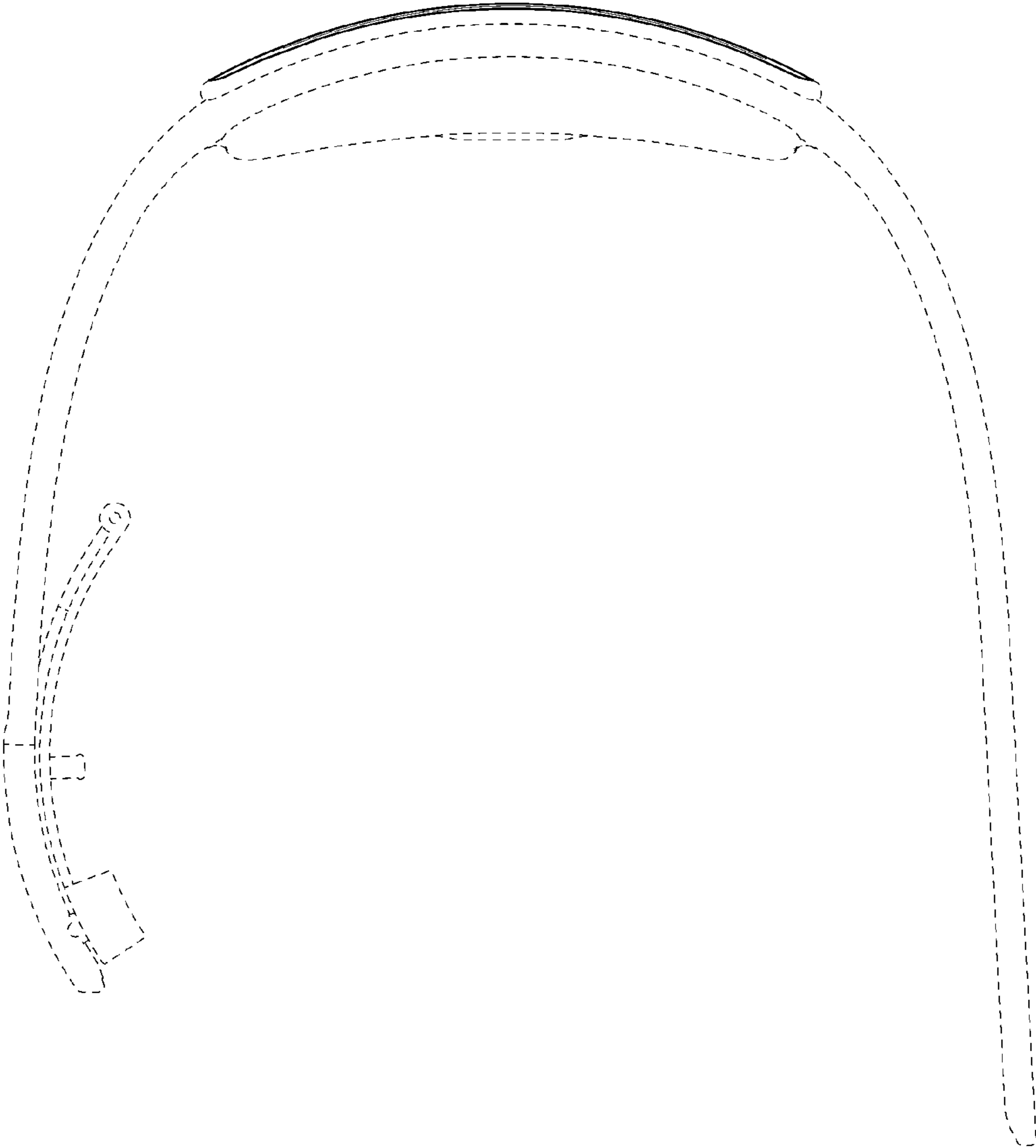


FIG.4

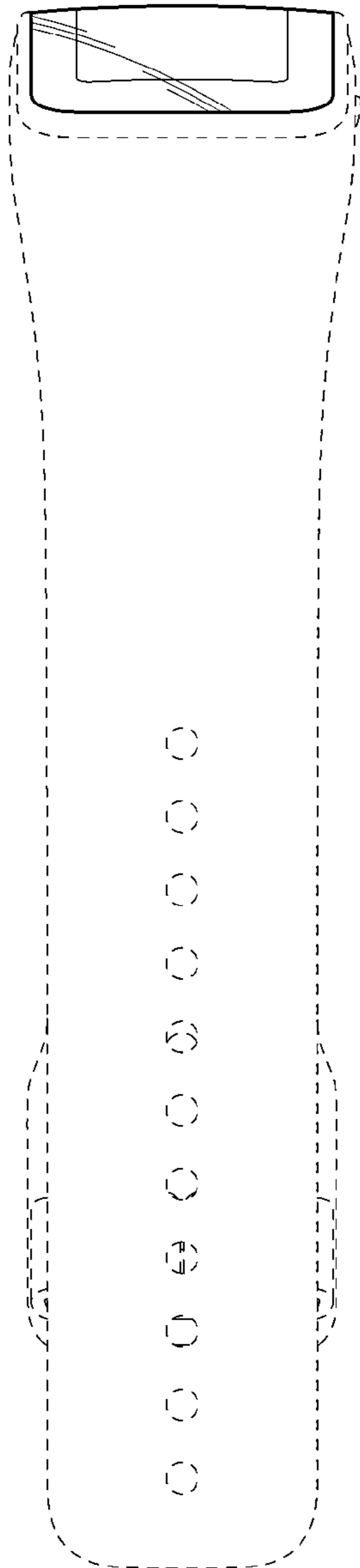


FIG.5




FIG.6

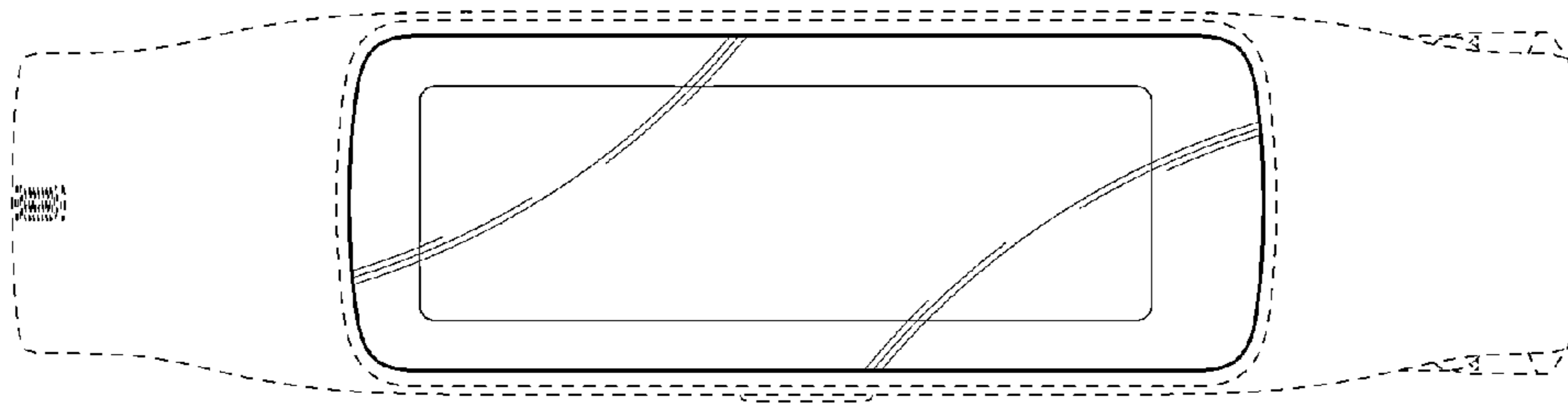


FIG.7

