



US00D745509S

(12) **United States Design Patent**
Solomon et al.

(10) **Patent No.:** **US D745,509 S**
(45) **Date of Patent:** **** Dec. 15, 2015**

(54) **TABLET COMPUTER**

(56) **References Cited**

(71) Applicant: **Hewlett-Packard Development Company, L.P.**, Houston, TX (US)

(72) Inventors: **Mark C. Solomon**, San Jose, CA (US);
Alexander P. Wroblewski, San Jose, CA (US)

(73) Assignee: **Hewlett-Packard Development Company, L.P.**, Houston, TX (US)

(**) Term: **14 Years**

(21) Appl. No.: **29/466,755**

(22) Filed: **Sep. 11, 2013**

(51) **LOC (10) Cl.** **14-02**

(52) **U.S. Cl.**
USPC **D14/341**

(58) **Field of Classification Search**
USPC D14/341-347, 137, 138 R, 138 AA, D14/138 C, 138 G, 496, 203.1, 203.3, 203.4, D14/203.7, 129, 130, 147, 248, 250, 374, D14/385, 388, 389, 315-318, 439, 126, 336, D14/339, 340; D10/104.1; D21/329; 455/556.1, 556.2, 566, 575.1, 90.3; 379/433.04, 433.01; 345/173, 901, 345/905; 361/679.26, 679.27, 679.3, 361/679.55, 679.56, 680-686; D6/308, D6/310; 463/37; 248/917-924
CPC A63H 33/3016; G06F 1/1613; H04M 1/0202; H04M 1/0279; H04M 1/0281; H04M 1/0283

U.S. PATENT DOCUMENTS

D649,968 S *	12/2011	Li	D14/341
D671,940 S *	12/2012	Kim	D14/374
D673,950 S *	1/2013	Li et al.	D14/341
D677,640 S *	3/2013	Kim et al.	D14/138 G
D687,824 S *	8/2013	Chun et al.	D14/341
D690,300 S *	9/2013	Akana et al.	D14/341
D691,104 S *	10/2013	Park	D14/138 G
D693,789 S *	11/2013	Ryu et al.	D14/138 G
D701,851 S *	4/2014	Bae et al.	D14/138 G
D709,473 S *	7/2014	Kim et al.	D14/138 G
D712,400 S *	9/2014	Kim et al.	D14/341
D712,899 S *	9/2014	Park et al.	D14/341
D713,367 S *	9/2014	Kim et al.	D14/138 G
D715,794 S *	10/2014	Zhou et al.	D14/341
D716,293 S *	10/2014	Hwang et al.	D14/341
D720,731 S *	1/2015	Ahn et al.	D14/248
D720,746 S *	1/2015	Chung	D14/341

* cited by examiner

Primary Examiner — Barbara Fox
Assistant Examiner — Dana K Weiland
 (74) *Attorney, Agent, or Firm* — Rathe Patent & IP Law


(57) **CLAIM**
 We claim the ornamental design for a tablet computer, as shown and described.

DESCRIPTION

FIG. 1 is a front perspective view of a tablet computer showing the new design;
 FIG. 2 is a front view thereof;
 FIG. 3 is a left side view thereof;
 FIG. 4 is a right side view thereof;
 FIG. 5 is a rear view thereof;
 FIG. 6 is a top view thereof; and,
 FIG. 7 is a bottom view thereof.
 The broken lines in the drawings represent portions of the tablet computer that form no part of the claimed design.

1 Claim, 5 Drawing Sheets

See application file for complete search history.






FIG. 1




FIG. 2




FIG. 3




FIG. 4

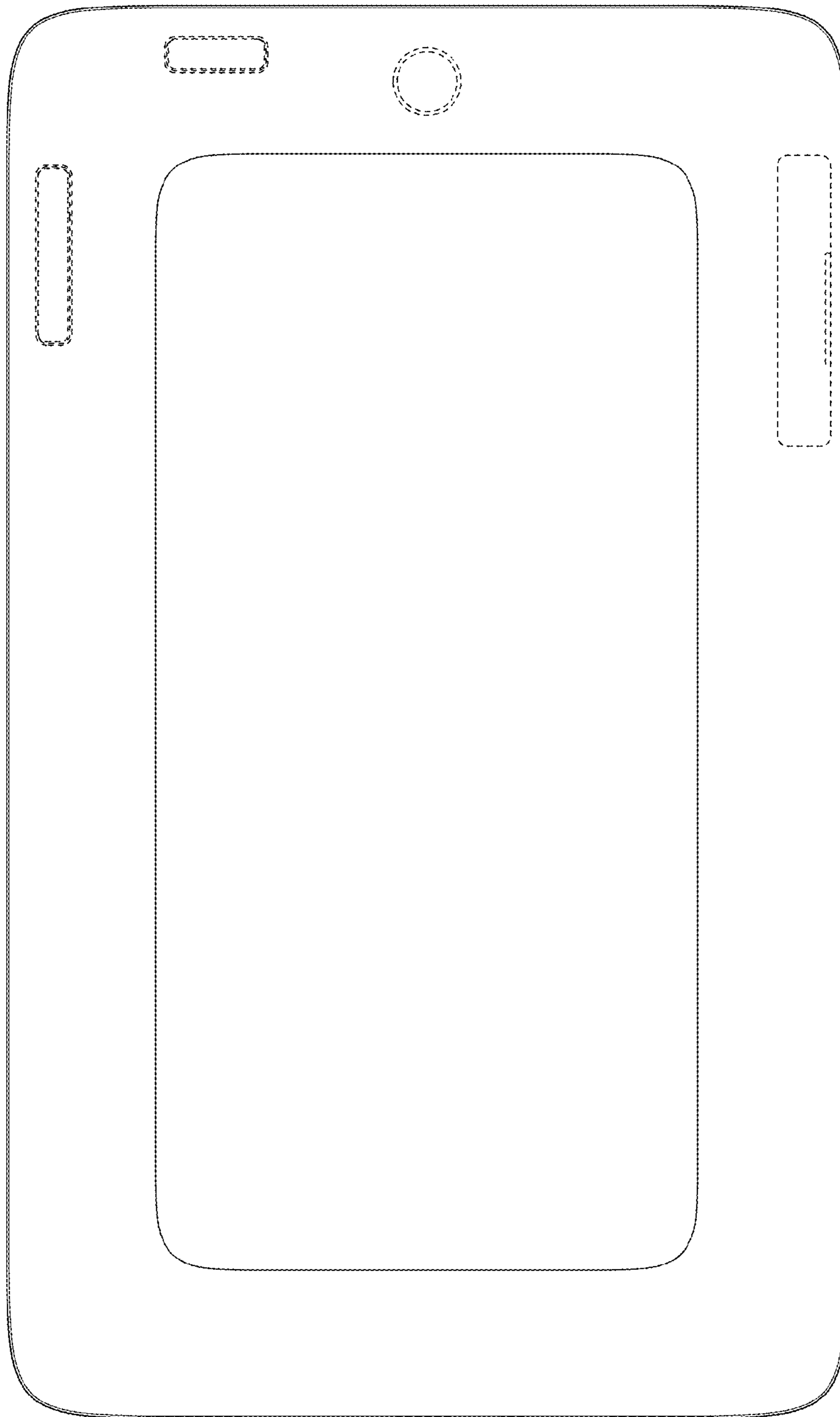


FIG. 5

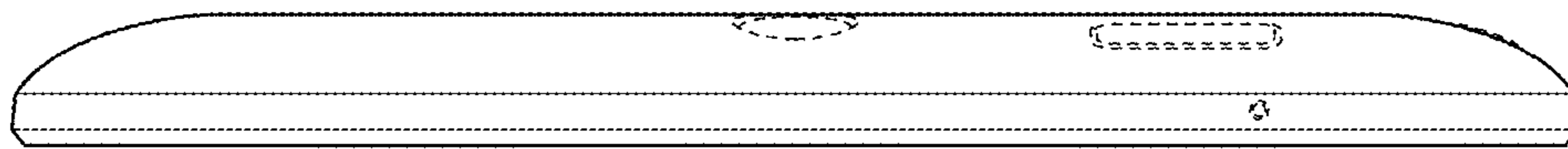


FIG. 6

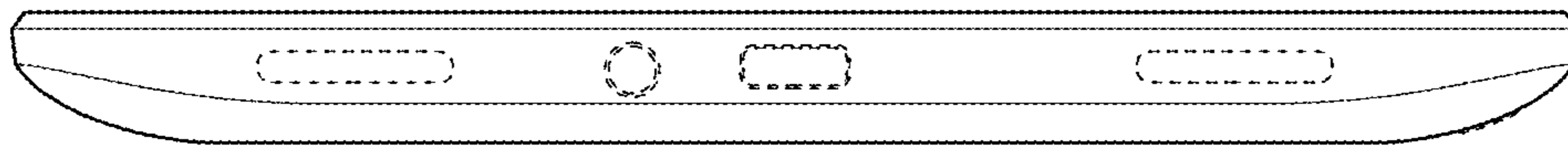


FIG. 7