



US00D745508S

(12) **United States Design Patent**
Ferren

(10) **Patent No.:** **US D745,508 S**
(45) **Date of Patent:** **** Dec. 15, 2015**

(54) **COMPUTING DEVICE WITH SENSOR**

D367,046 S 2/1996 Haraga et al.
D398,923 S 9/1998 Tokiyama et al.
5,801,918 A 9/1998 Ahearn et al.

(71) Applicant: **Intel Corporation**, Santa Clara, CA
(US)

(Continued)

(72) Inventor: **Bran Ferren**, Beverly Hills, CA (US)

FOREIGN PATENT DOCUMENTS

(73) Assignee: **Intel Corporation**, Santa Clara, CA
(US)

CN 1603176 4/2005
CN 101111817 1/2008

(Continued)

(**) Term: **14 Years**

OTHER PUBLICATIONS

(21) Appl. No.: **29/450,316**

Saitek Obsidian 1000 dpi Wireless Rechargeable Optical Mouse, announced Oct. 7, 2008 [online], [site visited Sep. 18, 2014] Available from Internet, URL: <<http://www.amazon.com/gp/product/IBOBOOK4TWIM>>.

(22) Filed: **Mar. 15, 2013**

Non-Final Office Action received for U.S. Appl. No. 12/646,220, mailed on Jul. 19, 2012.

(51) **LOC (10) Cl.** **14-02**

Final Office Action received for U.S. Appl. No. 12/646,220, mailed on Dec. 14, 2012.

(52) **U.S. Cl.**

Non-Final Office Action received for U.S. Appl. No. 12/646,220, mailed on Apr. 12, 2013.

USPC **D14/341**

(Continued)

(58) **Field of Classification Search**

USPC D14/341-347, 137, 138 R, 138 AA, D14/138 C, 138 G, 496, 203.1, 203.3, 203.4, D14/203.7, 129, 130, 147, 218, 247, 248, D14/250, 385, 388, 389, 315-318, 420, 426, D14/439; D10/65, 104.1; D18/6, 7; D21/324, 329, 330, 332; 455/556.1, 455/556.2, 566, 575.1, 90.3; 379/433.04, 379/433.01, 433.06, 916; 345/173, 901, 345/905; 361/679.26, 679.27, 679.3, 361/679.55, 679.56; D6/308, 310; 463/37; 248/917-924; 348/376; D11/222
CPC A63H 33/3016; G06F 1/1613; H04M 1/0202; H04M 1/0279; H04M 1/0281; H04M 1/0283

See application file for complete search history.

Primary Examiner — Barbara Fox
Assistant Examiner — Dana K Weiland
(74) *Attorney, Agent, or Firm* — Patent Capital Group

(57) **CLAIM**

The ornamental design for a computing device with sensor, as shown and described.

DESCRIPTION

FIG. 1 is a perspective view illustrating a computing device with sensor according to my new design;
FIG. 2 is a front view thereof;
FIG. 3 is a back view thereof;
FIG. 4 is a side view thereof;
FIG. 5 is another side view thereof;
FIG. 6 is a top view thereof; and,
FIG. 7 is a bottom view thereof.

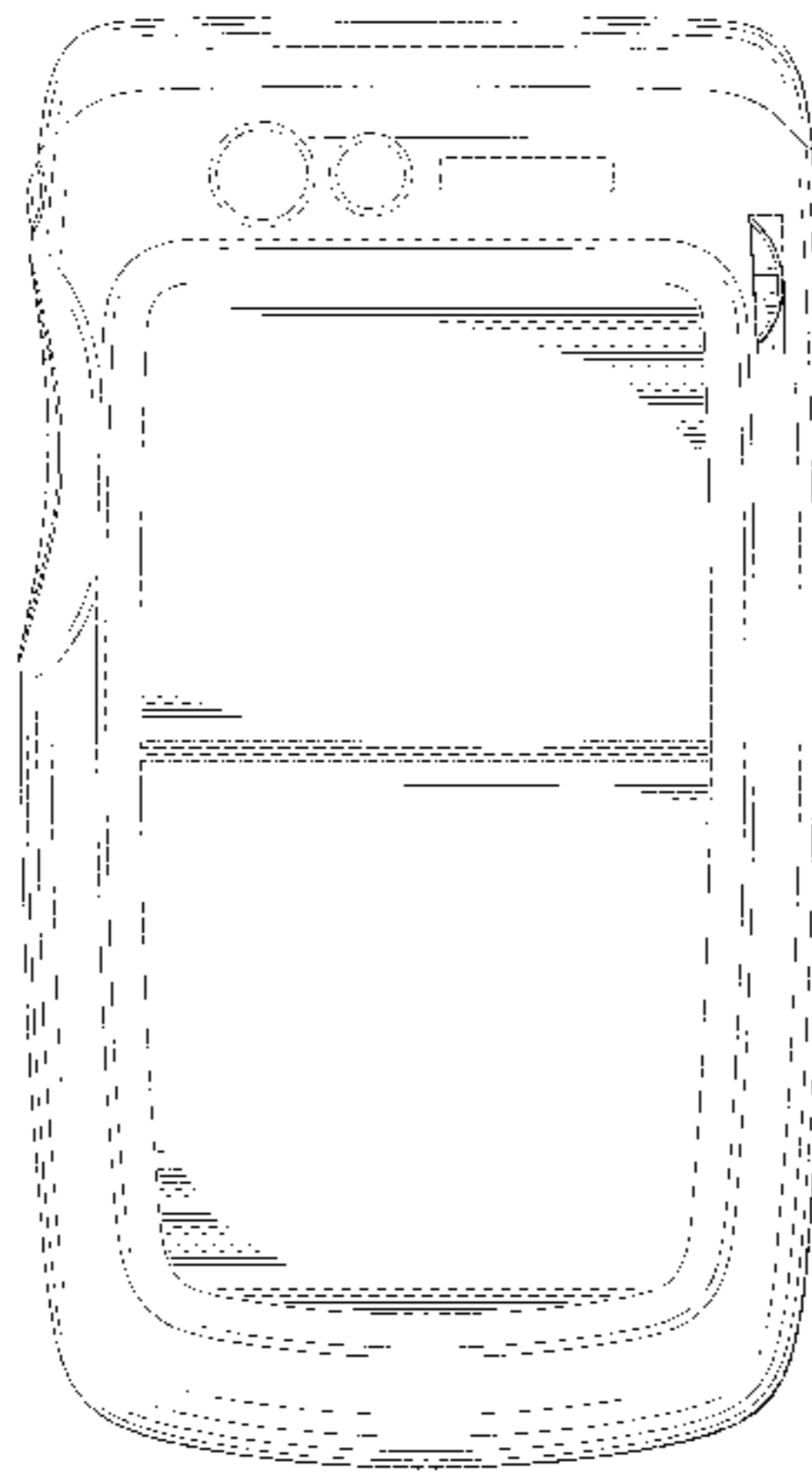
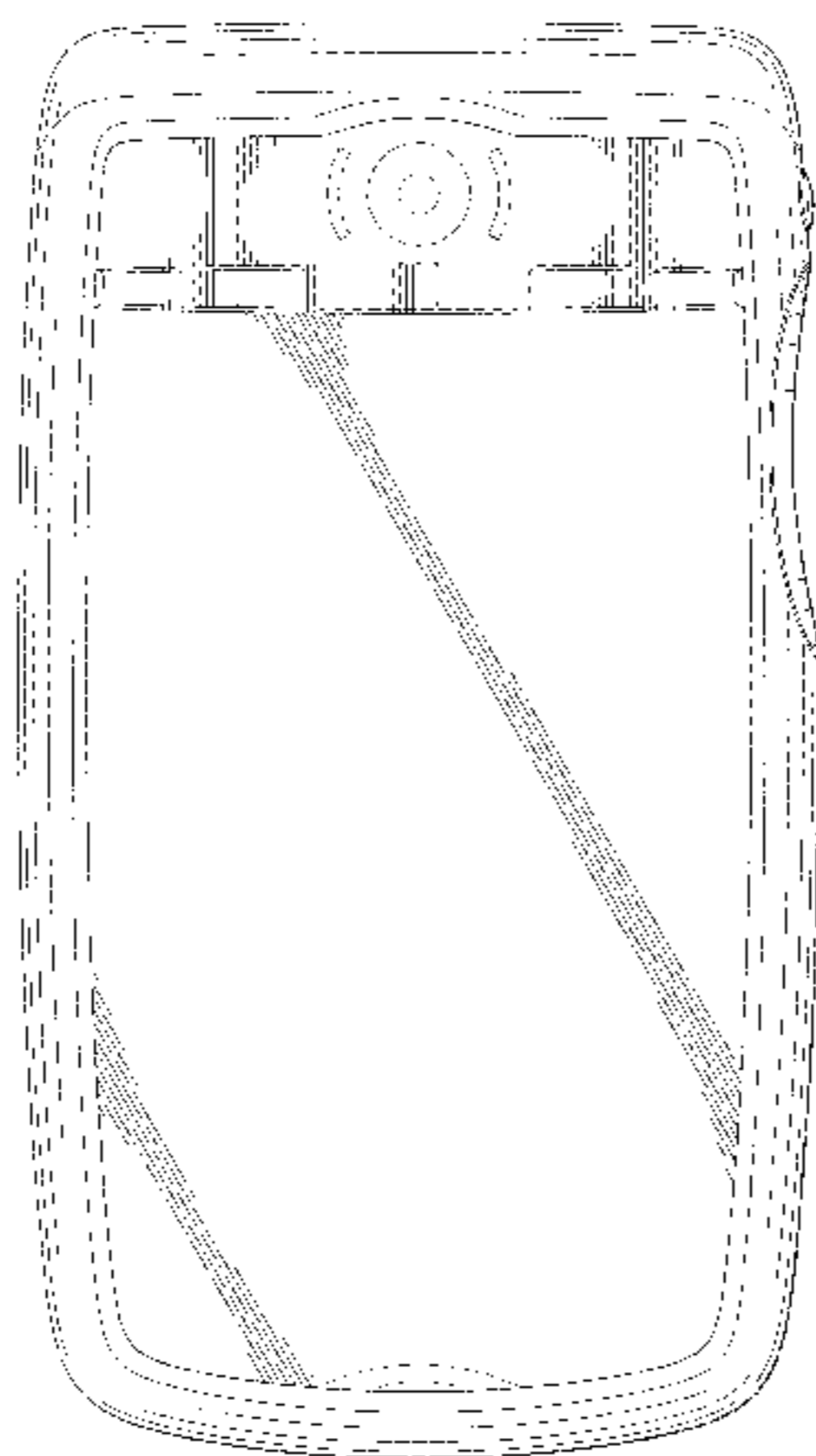
The broken lines represent portions of the computing device with sensor and form no part of the claimed design. The unshaded regions bounded by broken lines illustrate boundaries that form no part of the claimed design. Non-oblique line shading is meant to show contour and not surface ornamentation.

(56) **References Cited**

U.S. PATENT DOCUMENTS

D101,943 S 11/1936 Fisher
D270,061 S 8/1983 Ackeret
5,355,148 A 10/1994 Anderson
D363,271 S 10/1995 Peterson

1 Claim, 5 Drawing Sheets



(56)

References Cited

FOREIGN PATENT DOCUMENTS

U.S. PATENT DOCUMENTS

D406,833 S 3/1999 Page et al.
 D417,201 S 11/1999 Davis
 D463,404 S 9/2002 Sadatsuki
 D465,218 S 11/2002 Schebesch et al.
 D504,889 S 5/2005 Andre et al.
 7,002,553 B2 2/2006 Shkolnikov
 D524,780 S 7/2006 Johansson
 D528,031 S 9/2006 Kellond
 D537,441 S 2/2007 Bruker
 D550,642 S 9/2007 Jiang et al.
 D558,166 S 12/2007 Black
 D559,138 S 1/2008 Cothron
 D574,347 S 8/2008 Lee et al.
 D577,018 S 9/2008 Lin
 D577,298 S * 9/2008 Reeson et al. D10/65
 D585,891 S 2/2009 Black
 D592,211 S 5/2009 Ichise et al.
 D599,762 S 9/2009 Black
 D603,603 S 11/2009 Laine et al.
 D608,321 S 1/2010 Husgafvel
 D613,294 S * 4/2010 Lee et al. D14/439
 D614,626 S 4/2010 Dai et al.
 D616,436 S 5/2010 Busri
 D624,601 S 9/2010 Grossman
 D631,027 S 1/2011 Li
 D631,864 S * 2/2011 Jung D14/138 AB
 D633,882 S * 3/2011 Sadatsuki D14/138 G
 D636,769 S 4/2011 Wood et al.
 D638,392 S 5/2011 Price et al.
 D640,221 S * 6/2011 Lee et al. D14/138 AD
 D640,224 S * 6/2011 Sadatsuki D14/138 AD
 D643,007 S * 8/2011 Song D14/138 G
 D652,000 S * 1/2012 Liu D14/138 G
 D654,893 S * 2/2012 Jung D14/138 G
 D665,761 S * 8/2012 Russo D14/138 G
 D665,764 S * 8/2012 Shi et al. D14/138 G
 D670,286 S 11/2012 Akana et al.
 D671,931 S * 12/2012 Fathollahi D14/250
 D672,343 S 12/2012 Akana et al.
 D675,587 S * 2/2013 Russo D14/138 G
 D680,983 S 4/2013 Park
 D683,725 S 6/2013 Ogishita et al.
 D686,178 S * 7/2013 Lee D14/138 G
 D687,822 S 8/2013 Growney et al.
 D690,300 S 9/2013 Akana et al.
 D693,340 S 11/2013 Ohshima
 D695,251 S * 12/2013 Lee D14/138 G
 D698,342 S * 1/2014 Gronewoller et al. D14/250
 D701,501 S 3/2014 Adamson et al.
 8,674,951 B2 3/2014 Ferren et al.
 D702,661 S * 4/2014 Oh et al. D14/138 G
 D703,667 S 4/2014 Song et al.
 D705,188 S * 5/2014 Chau et al. D14/138 G
 D706,235 S * 6/2014 Kim D14/138 G
 D712,968 S 9/2014 Gorelick et al.
 D713,369 S 9/2014 Kim et al.
 D715,795 S 10/2014 McManigal
 D721,079 S 1/2015 Fujioka
 D732,526 S 6/2015 Ferren et al.
 D47,860 S 9/2015 Palmer
 2005/0068756 A1 3/2005 Tsuji et al.
 2006/0197750 A1 9/2006 Kerr et al.
 2007/0144795 A1 6/2007 Tran
 2007/0264743 A1 11/2007 Vaganov et al.
 2008/0079692 A1 4/2008 Liang et al.
 2009/0103250 A1 4/2009 Takashima et al.
 2010/0134424 A1 6/2010 Brisebois et al.
 2010/0315356 A1 * 12/2010 Ferren et al. 345/173
 2013/0012319 A1 1/2013 Negropont et al.
 2014/0192470 A1 7/2014 Ho et al.

CN 101203821 6/2008
 DE 102005032413 1/2007
 EP 1014295 6/2000
 EP 1293928 3/2003
 GB 2309325 7/1997
 JP 06111695 4/1994
 JP 07160396 6/1995
 JP 2008097620 4/2008
 JP 2009025881 2/2009
 JP 2009093619 4/2009
 KR 1020070035102 3/2007
 KR 1020080111563 12/2008
 TW 200809588 2/2008
 WO WO 98/58346 12/1998
 WO WO 01/35328 5/2001
 WO WO 2006/022713 3/2006
 WO WO 2006/080858 8/2006
 WO WO 2007/147507 12/2007

OTHER PUBLICATIONS

Final Office Action received for U.S. Appl. No. 12/646,220, mailed on Aug. 7, 2013.
 Notice of Allowance received for U.S. Appl. No. 12/646,220, mailed on Oct. 28, 2013.
 SIPO Chinese Patent Office Action received for Chinese Patent Application No. 201010208647.5, mailed on Jun. 14, 2012.
 SIPO Chinese Patent Office Action received for Chinese Patent SIPO Application No. 201010208647.5, mailed on Mar. 5, 2013.
 SIPO Chinese Patent Office Action received for Chinese Patent Application No. 201010208647.5, mailed on Jul. 21, 2014.
 German Patent Office Action received for German Patent Application No. 102010018864.6, mailed on Dec. 15, 2010.
 German Patent Office Action received for German Patent Application No. 102010018864.6, mailed on Jun. 13, 2014.
 United Kingdom Patent Office Action received for United Kingdom Patent Application No. 1009712.9, mailed on Sep. 30, 2010.
 United Kingdom Patent Office Action received for United Kingdom Patent Application No. GB 1009712.9, mailed on Aug. 26, 2011.
 Japan Patent Office Action received for Japanese Patent Application No. 2010-097573, mailed on Dec. 6, 2011.
 Japan Patent Office Action received for Japanese Patent Application No. 2010-097573, mailed on Mar. 27, 2012.
 Japan Patent Office Action received for Japanese Patent Application No. 2010-097573, mailed on Sep. 4, 2012.
 Korean Patent Office Action received for Korean Patent Application No. 10-2010-0056463, mailed on Jul. 22, 2011.
 Korean Patent Office Action received for Korean Patent Application No. 10-2010-0056463, mailed on Mar. 29, 2012.
 Taiwan Patent Office Action received for Taiwanese Patent Application No. 099118875, mailed on Apr. 8, 2014.
 Non-Final Office Action in U.S. Appl. No. 29/450,312 mailed on Jun. 30, 2015.
 U.S. Appl. No. 29/450,312 entitled Computing Sensor, filed Mar. 15, 2013, inventors Ferren et al.
 Restriction Requirement in U.S. Appl. No. 29/450,312 mailed on Oct. 24, 2014.
 Non-Final Office Action in U.S. Appl. No. 29/450,312 mailed on Jan. 14, 2015.
 U.S. Appl. No. 29/463,469 entitled One or More Computing Sensors, filed Apr. 16, 2013, inventors Ferren et al.
 Non-Final Office Action in U.S. Appl. No. 29/463,469 mailed on Oct. 6, 2014.
 Notice of Allowance in U.S. Appl. No. 29/463,469 mailed on Feb. 11, 2015.

* cited by examiner

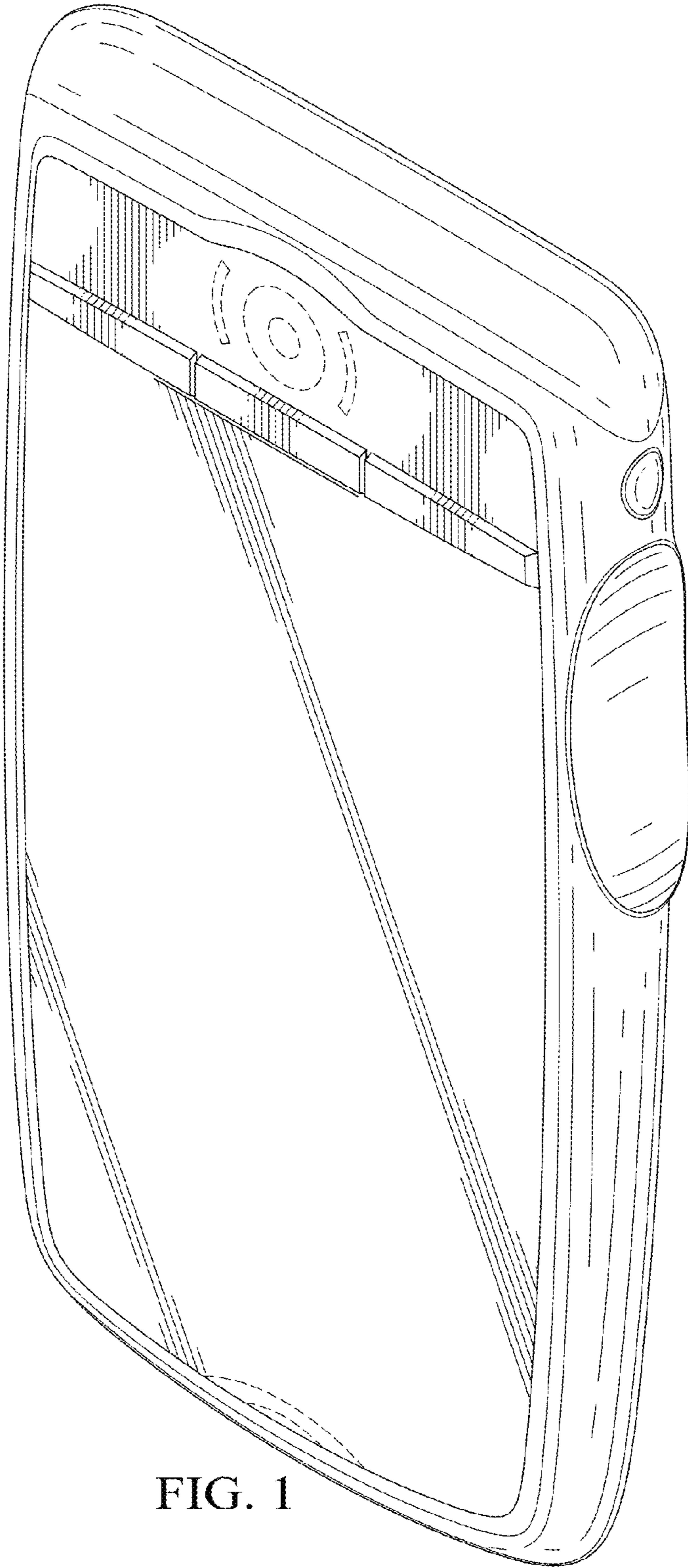


FIG. 1

FIG. 2

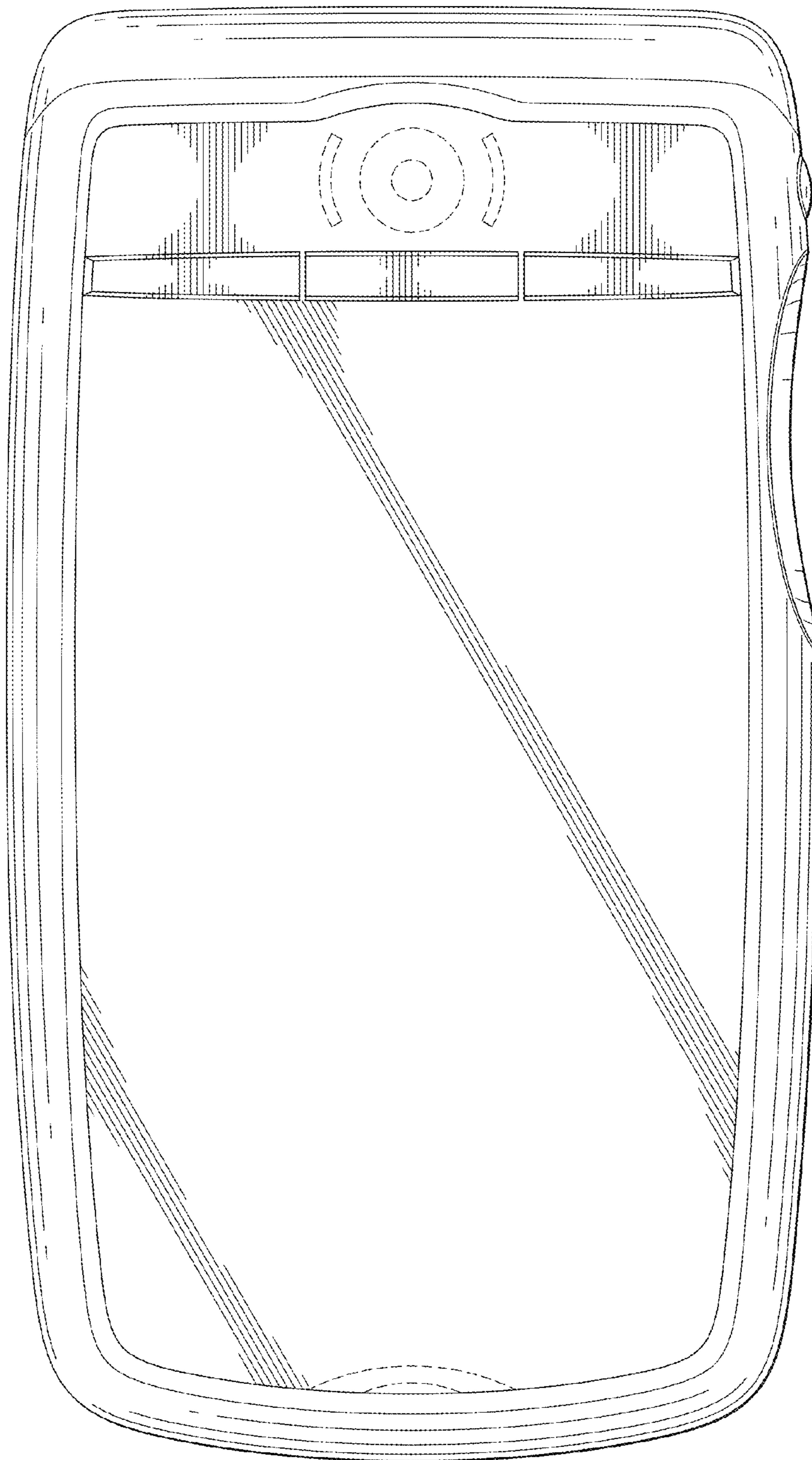


FIG. 3

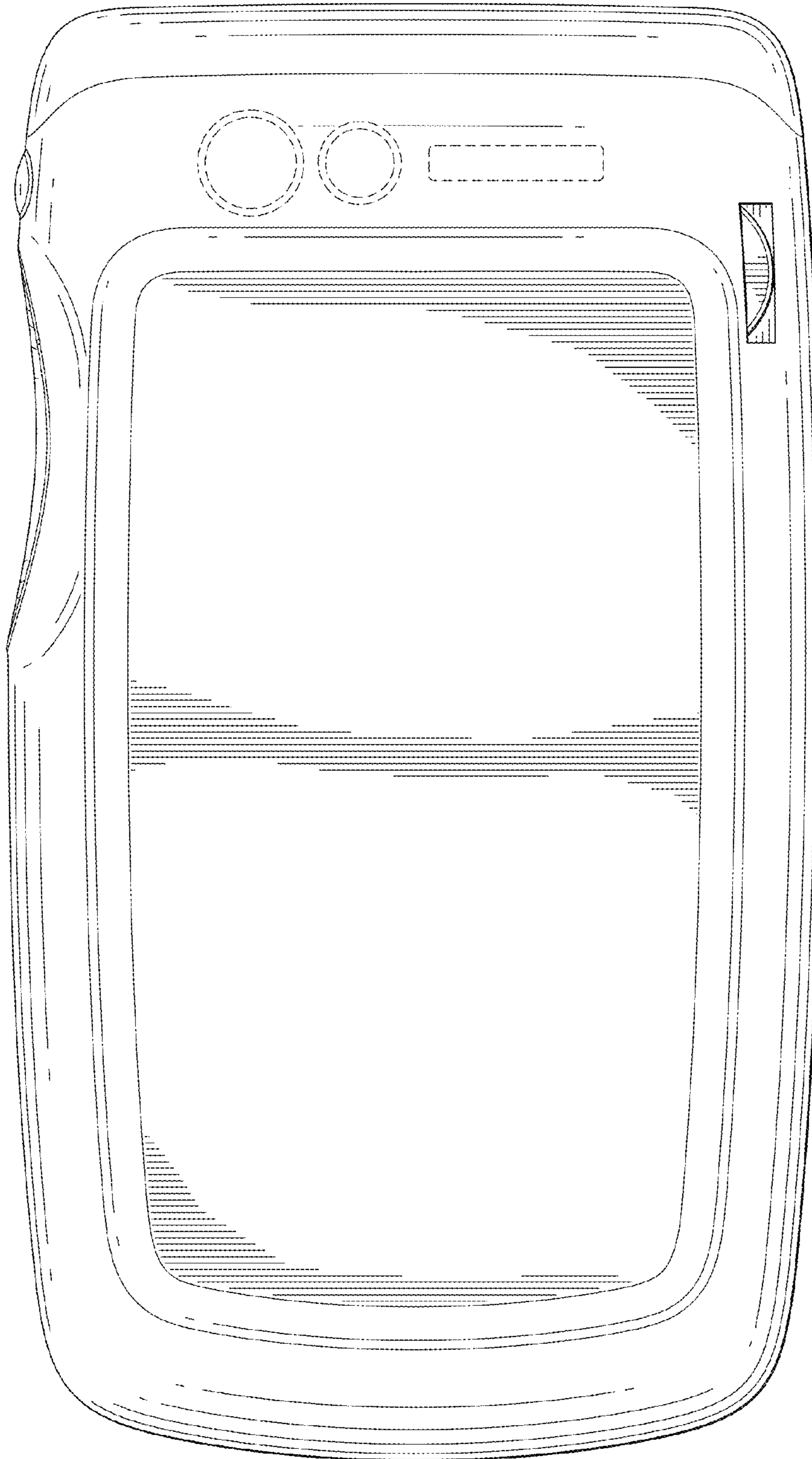


FIG. 4

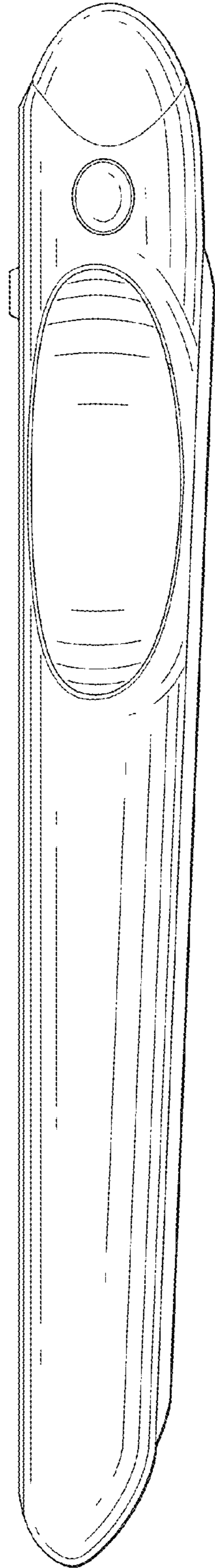



FIG. 5



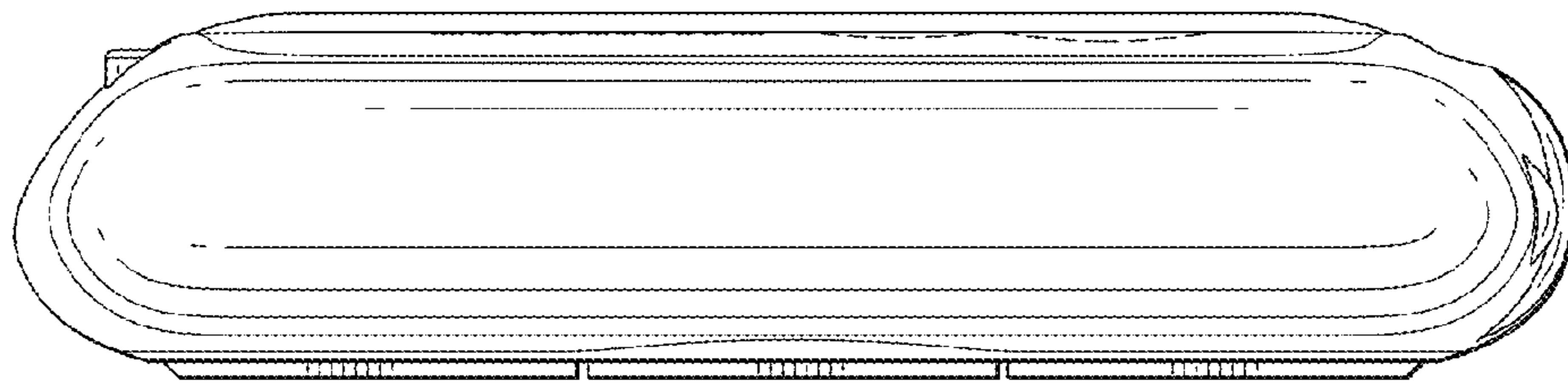


FIG. 6




FIG. 7

UNITED STATES PATENT AND TRADEMARK OFFICE
CERTIFICATE OF CORRECTION

PATENT NO. : D745,508 S
APPLICATION NO. : 29/450316
DATED : December 15, 2015
INVENTOR(S) : Bran Ferren

Page 1 of 1

It is certified that error appears in the above-identified patent and that said Letters Patent is hereby corrected as shown below:

On the Title Page

Column 2, Item (56) under "Other Publications", Line 4, delete "productIBOOK4TWIM>." and insert -- productIBOOK4TWIM>. --, therefor.

Signed and Sealed this
Eighteenth Day of April, 2017



Michelle K. Lee
Director of the United States Patent and Trademark Office