



US00D745504S

(12) **United States Design Patent**
Schmidt

(10) **Patent No.:** **US D745,504 S**
(45) **Date of Patent:** **** Dec. 15, 2015**

(54) **MOBILE PHONE RADIATION SHIELD**

(71) Applicant: **LIFEWAVE, INC.**, San Diego, CA (US)

(72) Inventor: **David Schmidt**, San Diego, CA (US)

(73) Assignee: **LIFEWAVE, INC.**, San Diego, CA (US)

(**) Term: **14 Years**

(21) Appl. No.: **29/479,903**

(22) Filed: **Jan. 21, 2014**

(51) **LOC (10) Cl.** **14-03**

(52) **U.S. Cl.**
USPC **D14/250**

(58) **Field of Classification Search**

USPC D14/250–253, 440, 203.3–203.7, 217,
D14/496, 248, 238.1, 240, 447; D3/201,
D3/218, 269, 301, 273, 303; D13/103,
D13/107–108; 220/4.02; 248/309.1;
361/679.56; 379/426, 433.11, 455;
455/575.1, 575.8; 190/100; 206/305,
206/320; D29/103, 122
CPC A45C 2011/002; A45C 11/00; A45C
13/002; A45C 2011/0031; H04M 1/0283;
H04M 1/0202

See application file for complete search history.

(56) **References Cited**

U.S. PATENT DOCUMENTS

5,335,366	A *	8/1994	Daniels	455/575.5
5,338,896	A *	8/1994	Danforth	174/380
5,367,309	A *	11/1994	Tashjian	343/702
5,444,866	A *	8/1995	Cykiert	455/575.5
5,550,552	A *	8/1996	Oxley	343/702
5,613,221	A *	3/1997	Hunt	455/575.5
5,657,386	A *	8/1997	Schwanke	379/433.13
D408,826	S *	4/1999	Gargas et al.	D14/250
D413,606	S *	9/1999	Gargas et al.	D14/250
6,075,977	A *	6/2000	Bayrami	455/575.5
D462,072	S *	8/2002	Kunz et al.	D14/250
6,711,387	B1 *	3/2004	Lungley	455/90.3
8,622,770	B2 *	1/2014	Teo et al.	439/607.2

8,696,540	B2 *	4/2014	Mehta et al.	600/8
D717,671	S *	11/2014	Maduro	D10/47
D717,672	S *	11/2014	Maduro	D10/47
2003/0011530	A1 *	1/2003	Lin	343/895
2004/0198415	A1 *	10/2004	Lin et al.	455/550.1
2010/0113111	A1 *	5/2010	Wong et al.	455/575.5
2012/0047631	A1 *	3/2012	Connolly	2/272
2013/0035142	A1 *	2/2013	Wolf, II	455/566
2013/0087593	A1 *	4/2013	Ivarez	224/576
2014/0045561	A1 *	2/2014	Liu	455/575.8

* cited by examiner

Primary Examiner — Carla Jobe Wright

Assistant Examiner — Holly E Thurman

(74) *Attorney, Agent, or Firm* — ARC IP Law, PC; Joseph J. Mayo

(57) **CLAIM**

The ornamental design for a mobile phone radiation shield, as shown and described.

DESCRIPTION

FIG. 1 is a front perspective view of a mobile phone radiation shield showing our new design.

FIG. 2 is a rear perspective view of the mobile phone radiation shield of FIG. 1.

FIG. 3 is a front view of the mobile phone radiation shield of FIG. 1.

FIG. 4 is a left side view of mobile phone radiation shield of FIG. 1, shown in enlarged scale.

FIG. 5 is a right side view of the mobile phone radiation shield of FIG. 1, shown in enlarged scale.

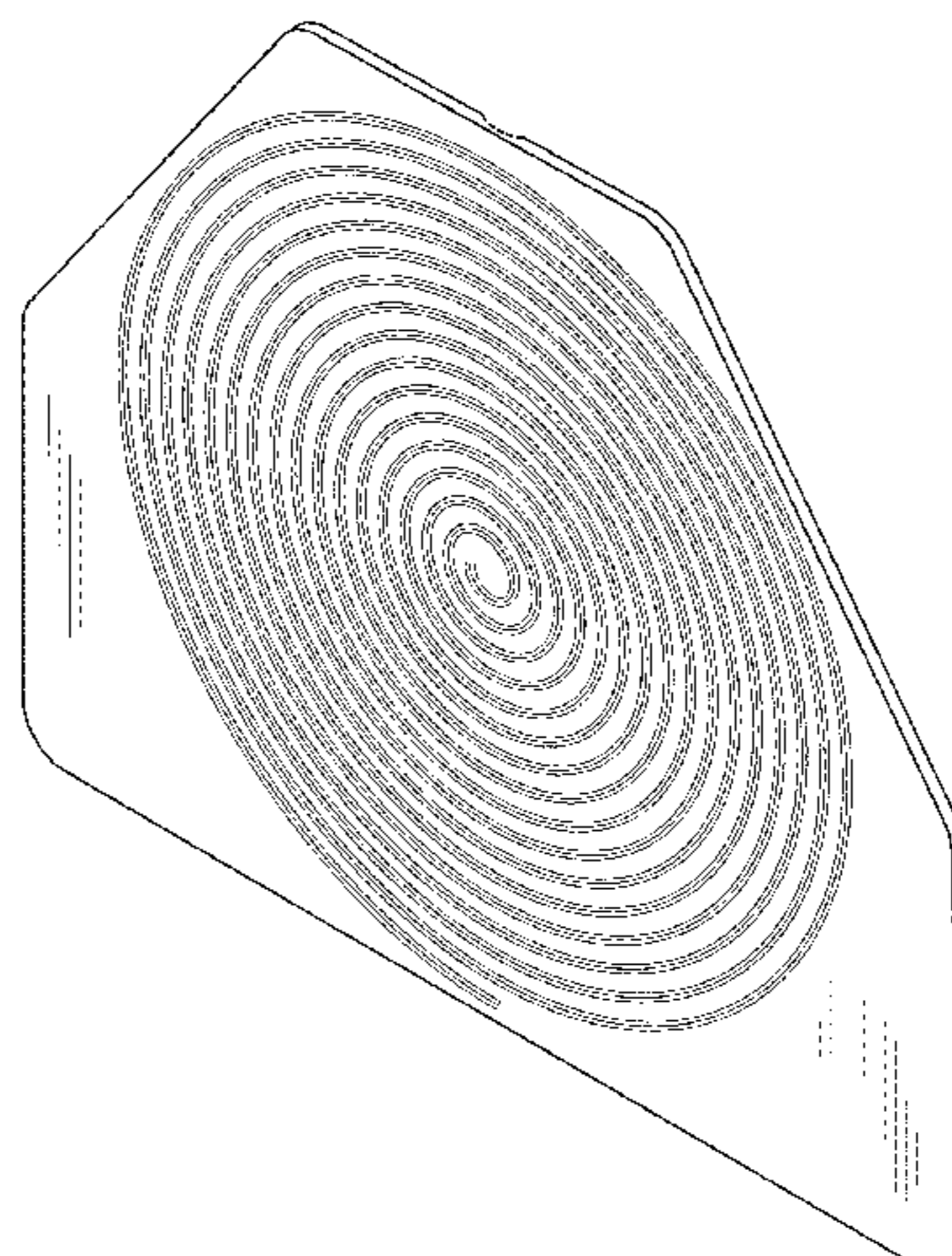
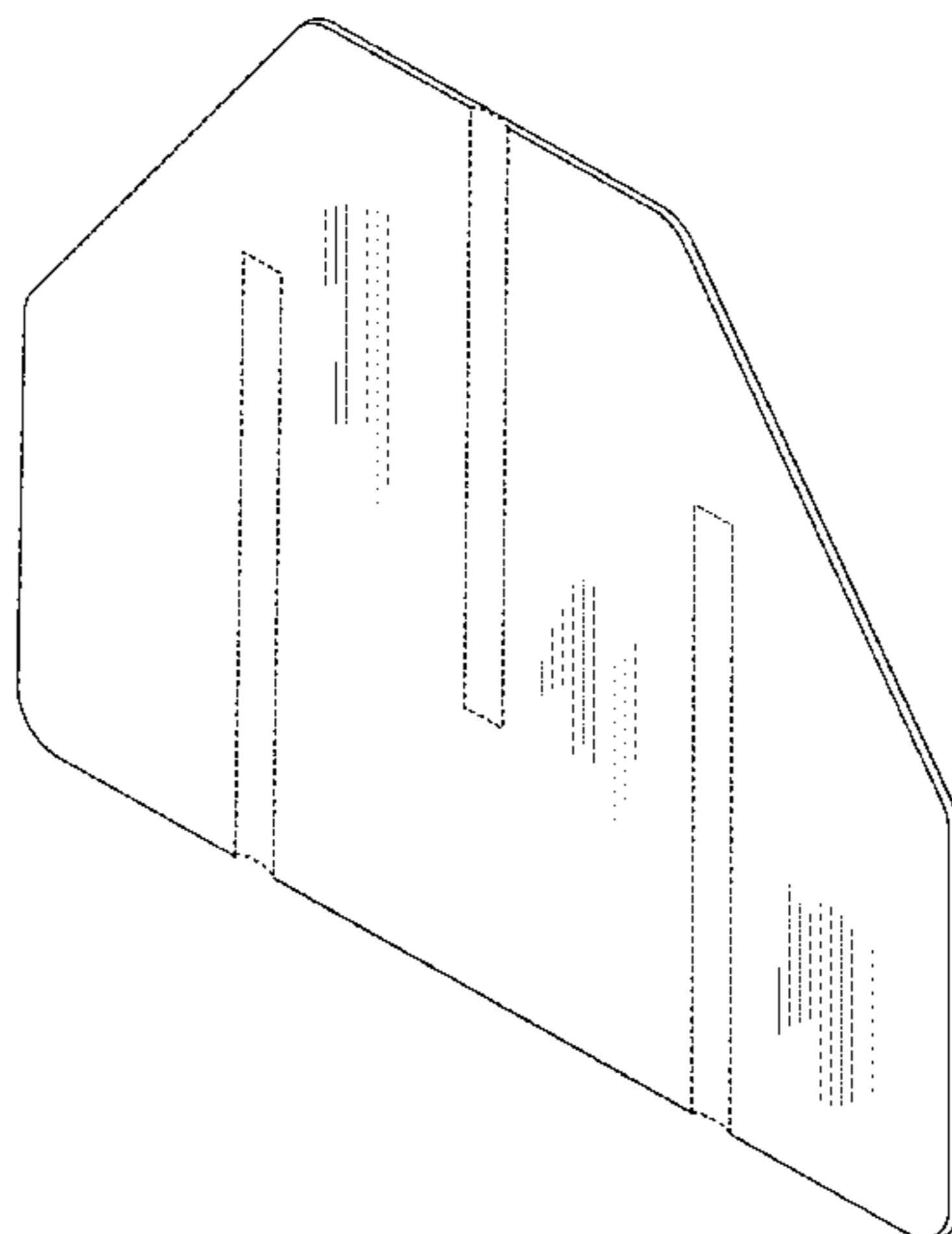
FIG. 6 is a rear view of the mobile phone radiation shield of FIG. 1.

FIG. 7 is a top view of the mobile phone radiation shield of FIG. 1, shown in enlarged scale; and,

FIG. 8 is a bottom view of the mobile phone radiation shield of FIG. 1, shown in enlarged scale.

The broken lines in the drawing figures depict unclaimed portions of the mobile phone radiation shield and form no part of the claimed design.

1 Claim, 6 Drawing Sheets



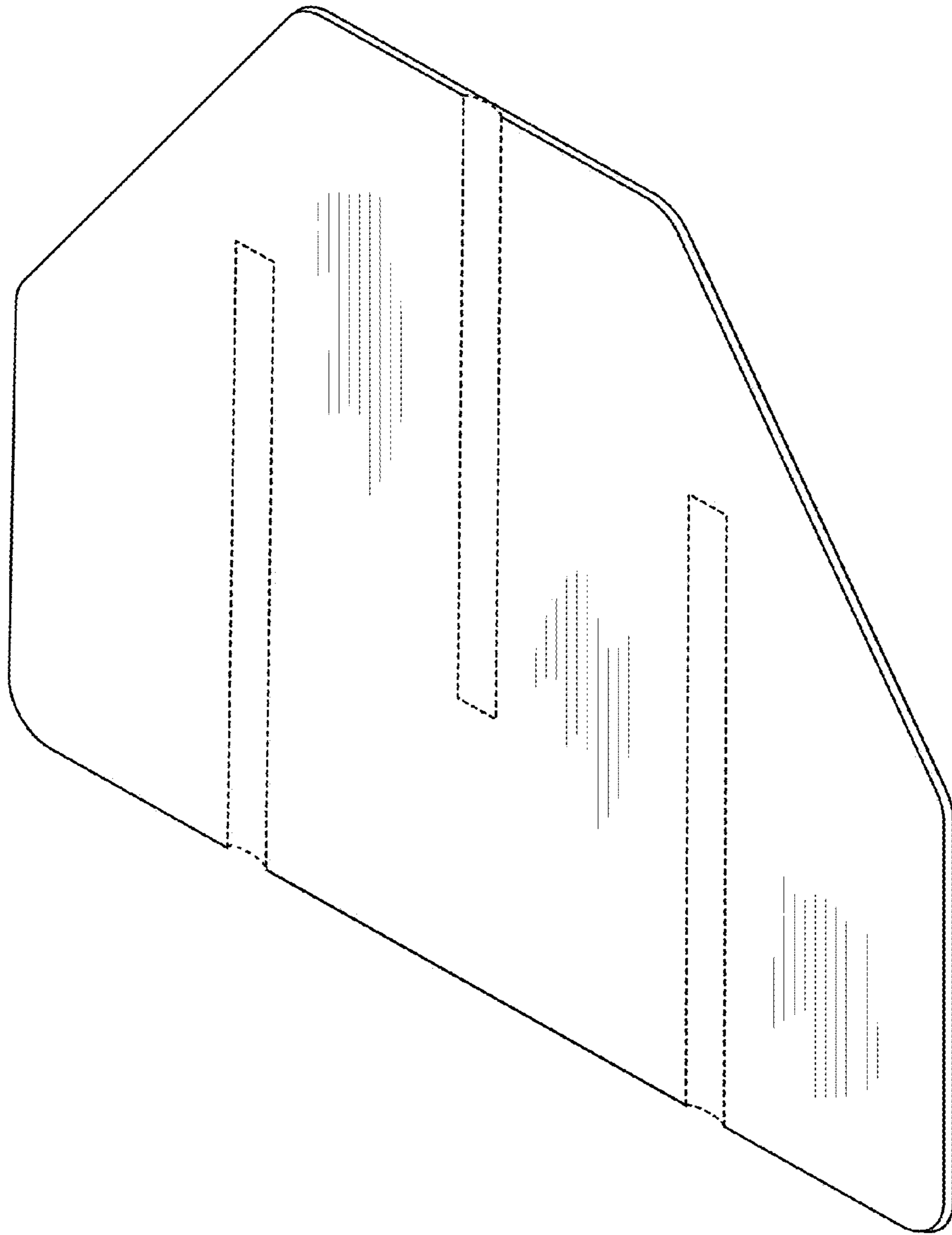


FIG. 1

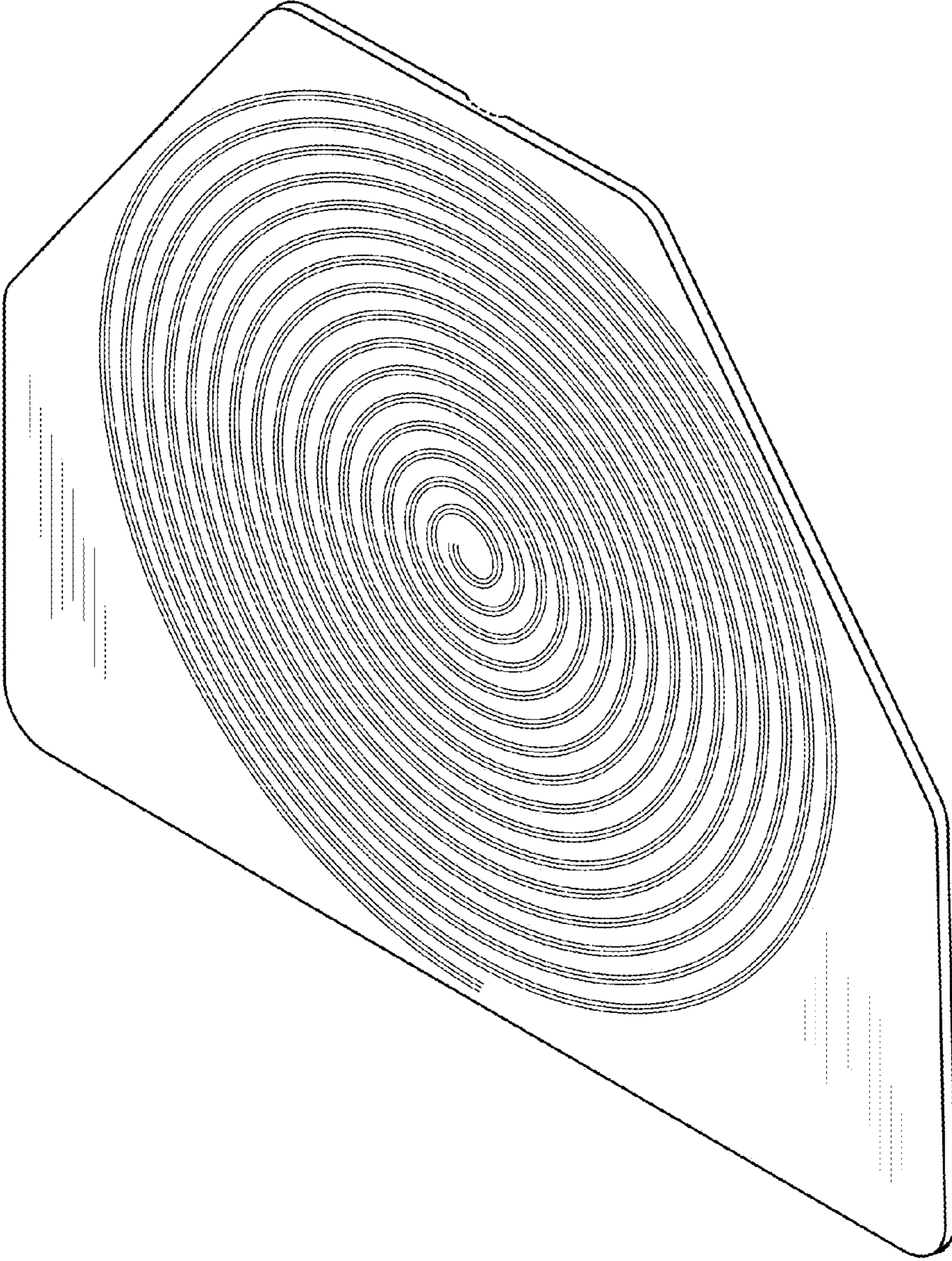


FIG. 2

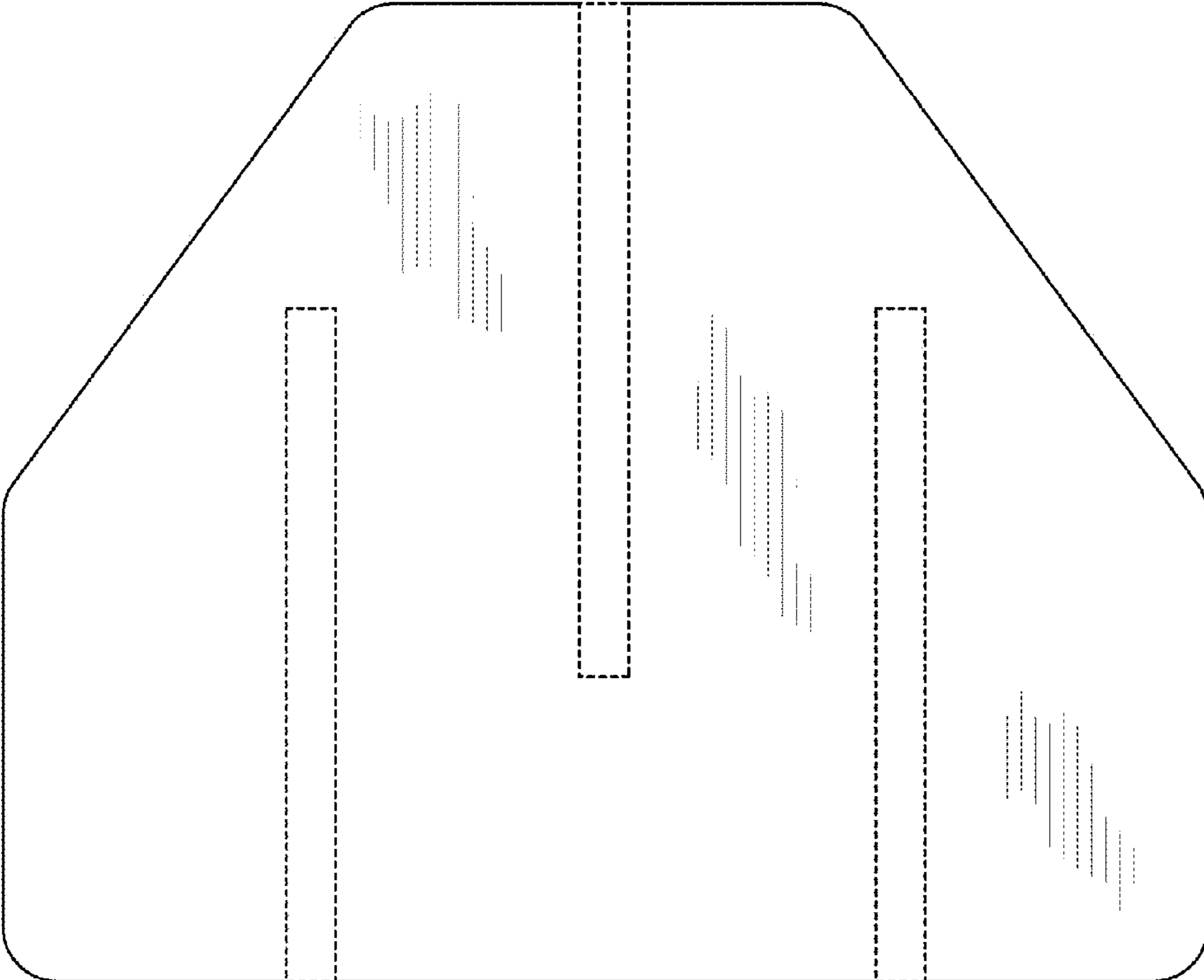


FIG. 3



FIG. 4



FIG. 5

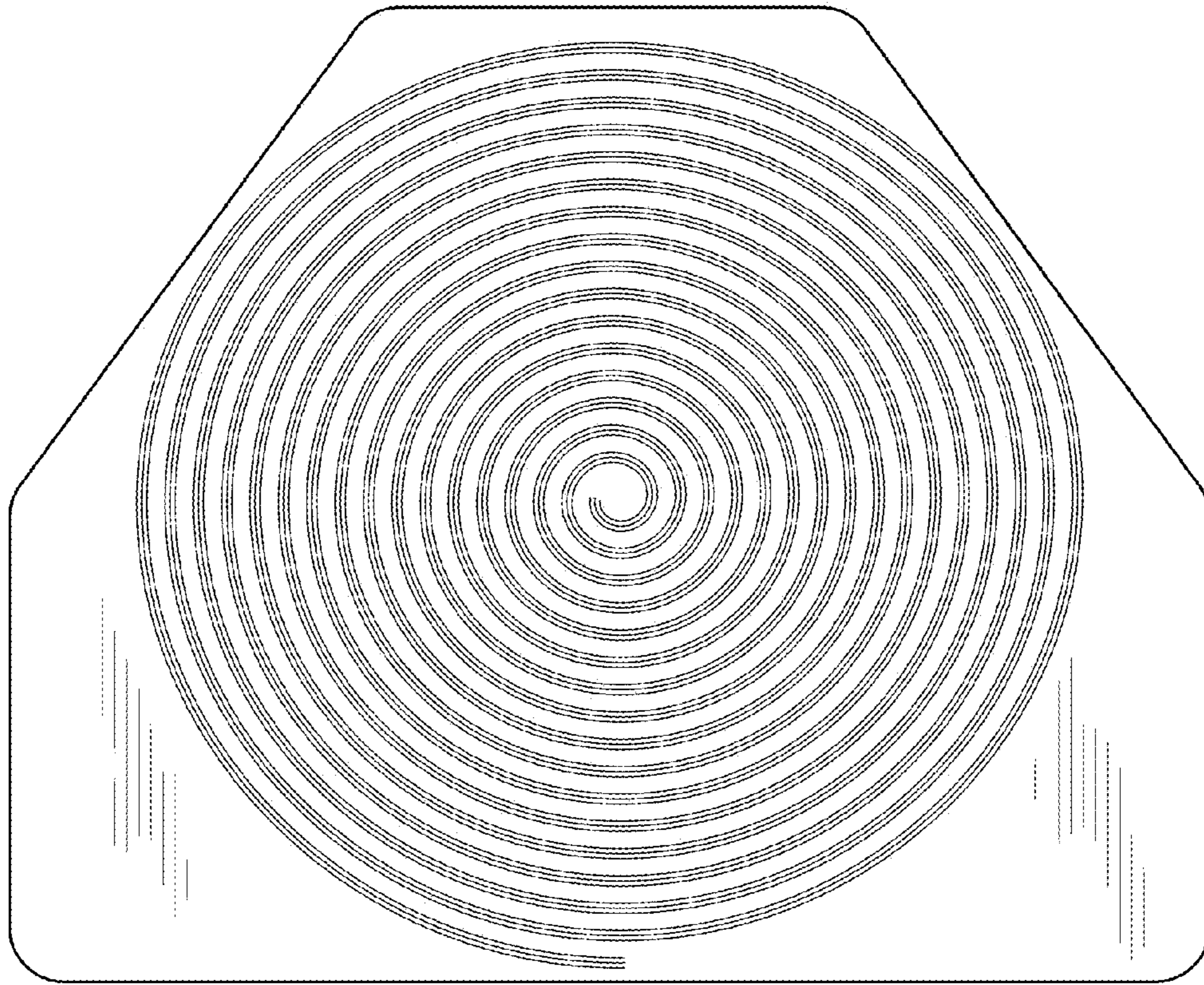


FIG. 6

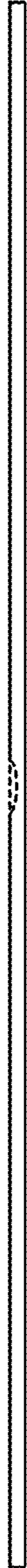


FIG. 7



FIG. 8