



US00D745498S

(12) **United States Design Patent**
Lee et al.

(10) **Patent No.:** **US D745,498 S**
(45) **Date of Patent:** **** Dec. 15, 2015**

(54) **ELECTRONIC DEVICE**

(71) Applicant: **Samsung Electronics Co., Ltd.**,
Suwon-si (KR)

(72) Inventors: **Da-Hyun Lee**, Seoul (KR); **Christine Rhea Oh**, Yongin (KR); **Tae-Joong Kim**, Seoul (KR)

(73) Assignee: **Samsung Electronics Co., Ltd.**,
Suwon-si (KR)

(**) Term: **14 Years**

(21) Appl. No.: **29/470,825**

(22) Filed: **Oct. 25, 2013**

(30) **Foreign Application Priority Data**

Aug. 27, 2013 (KR) 30-2013-0043824
Aug. 27, 2013 (KR) 30-2013-0043826
Aug. 27, 2013 (KR) 30-2013-0043828

(51) **LOC (10) Cl.** **14-03**

(52) **U.S. Cl.**
USPC **D14/248**

(58) **Field of Classification Search**

USPC D14/137, 138 R, 138 AA, 138 C, 138 G,
D14/142, 144, 147, 240, 247, 248, 250,
D14/341-347, 496, 138; D13/168; D18/7;
455/90.2, 90.3, 550.1, 556.1, 556.2;
379/433.01
CPC ... H04M 1/02; H04M 1/0202; H04M 1/0206;
H04M 1/0208; H04M 1/021; H04M 1/0212;
H04M 1/0214; H04M 1/0216; H04M 1/0241;
H04M 1/0264; G06F 1/1626

See application file for complete search history.

(56) **References Cited**

U.S. PATENT DOCUMENTS

D550,664 S *	9/2007	Leung	D14/346
D598,419 S *	8/2009	Shi	D14/138 AA
D659,666 S *	5/2012	Seo et al.	D14/138 AA
D700,164 S *	2/2014	Park et al.	D14/138 G
D701,850 S *	4/2014	Kim et al.	D14/138 G
D701,851 S *	4/2014	Bae et al.	D14/138 G
D711,336 S *	8/2014	Park et al.	D14/138 G
D713,367 S *	9/2014	Kim et al.	D14/138 G
D714,751 S *	10/2014	Kim et al.	D14/138 G
D715,246 S *	10/2014	Oh	D14/138 G
D730,337 S *	5/2015	Kim	D14/248
D730,885 S *	6/2015	Choi et al.	D14/248

* cited by examiner

Primary Examiner — Sandra Snapp

(74) *Attorney, Agent, or Firm* — NSIP Law

(57) **CLAIM**

The ornamental design for an electronic device, as shown and described.

DESCRIPTION

FIG. 1 is a front perspective view of an electronic device showing our new design;

FIG. 2 is a front view thereof;

FIG. 3 is a rear view thereof;

FIG. 4 is a left-side view thereof;

FIG. 5 is a right-side view thereof;

FIG. 6 is a top view thereof; and,

FIG. 7 is a bottom view thereof.

The broken lines illustrating portions of the electronic device are for environmental purposes only and form no part of the claimed design.

The dot-dash lines in the figures represent an unclaimed boundary line and form no part of the claimed design.

1 Claim, 5 Drawing Sheets





FIG.1




FIG.2



FIG.3




FIG.4

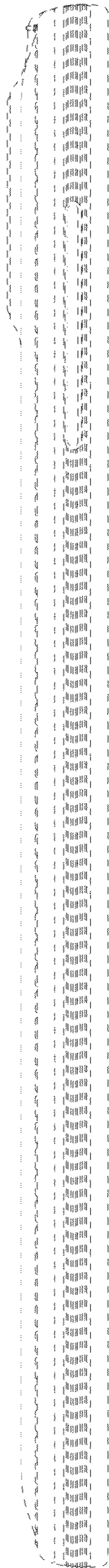


FIG.5

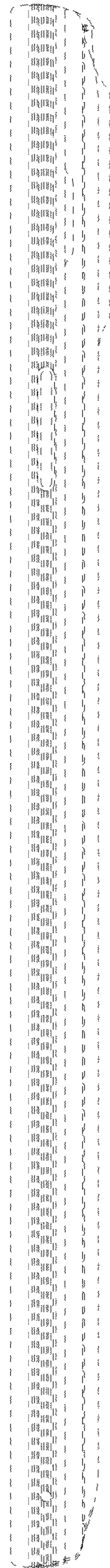


FIG.6




FIG.7

