



US00D745495S

(12) **United States Design Patent**  
**Fereday et al.**

(10) **Patent No.:** **US D745,495 S**

(45) **Date of Patent:** **\*\* Dec. 15, 2015**

(54) **MICROPHONE CAPSULE MOUNT**

(71) Applicant: **Freedman Electronics Pty Limited,**  
Silverwater NSW (AU)

(72) Inventors: **Tom Ferghana Rogers Fereday,**  
Silverwater NSW (AU); **Samuel Dean**  
**Trewartha,** Silverwater NSW (AU)

(73) Assignee: **Freedman Electronics Pty limited,**  
Silverwater, New South Wales (AU)

(\*\*) Term: **14 Years**

(21) Appl. No.: **29/473,533**

(22) Filed: **Nov. 22, 2013**

(30) **Foreign Application Priority Data**

Nov. 14, 2013 (AU) ..... 15864/2013

(51) **LOC (10) Cl.** ..... **14-01**

(52) **U.S. Cl.**  
USPC ..... **D14/229**

(58) **Field of Classification Search**  
USPC ..... D14/224–229, 234; D16/208, 248;  
D17/99, 22; D21/513; 181/158, 242;  
381/26, 122, 355, 356, 361, 365, 366,  
381/368, 369; 455/575.1, 90.3; D8/355,  
D8/394, 396  
CPC ..... H04R 1/08; H04R 1/083; F16F 1/46;  
F16M 11/041; H01F 7/0252  
See application file for complete search history.

(56) **References Cited**

**U.S. PATENT DOCUMENTS**

4,040,547 A \* 8/1977 Dickey ..... 224/247  
4,577,070 A \* 3/1986 Shulman ..... 381/366  
4,749,112 A \* 6/1988 Harper ..... 224/553  
D344,449 S \* 2/1994 Ward ..... D8/395  
D347,164 S \* 5/1994 Wodka ..... D8/395  
D410,968 S \* 6/1999 Swan et al. .... D20/22  
D476,569 S \* 7/2003 Simkins ..... D9/455

D531,019 S \* 10/2006 Plumer ..... D8/396  
D553,485 S \* 10/2007 Hall ..... D8/396  
7,723,596 B2 \* 5/2010 Kelly ..... 84/421  
D619,452 S \* 7/2010 Ollila ..... D8/396  
D629,795 S \* 12/2010 Wubker et al. .... D14/228  
D629,796 S \* 12/2010 Wubker et al. .... D14/228  
D637,457 S \* 5/2011 Thompson ..... D7/600.1  
D639,653 S \* 6/2011 Kanda et al. .... D9/434

(Continued)

**OTHER PUBLICATIONS**

Rode K2 Capsule “Upgrade”—Thiersch PVC M7. gearslutz.com  
(online). pp. 3 and 5 of 17. Uploaded 2013 [retrieved on Dec. 31,  
2014]. Retrieved from Internet: <https://www.gearslutz.com/board/low-end-theory/823811-rode-k2-capsule-aoeupgrade-thiersch-pvc-m7.html>.\*

(Continued)

*Primary Examiner* — Susan Bennett Hattan

*Assistant Examiner* — Marie Fast Horse

(74) *Attorney, Agent, or Firm* — TraskBritt, P.C.

(57) **CLAIM**

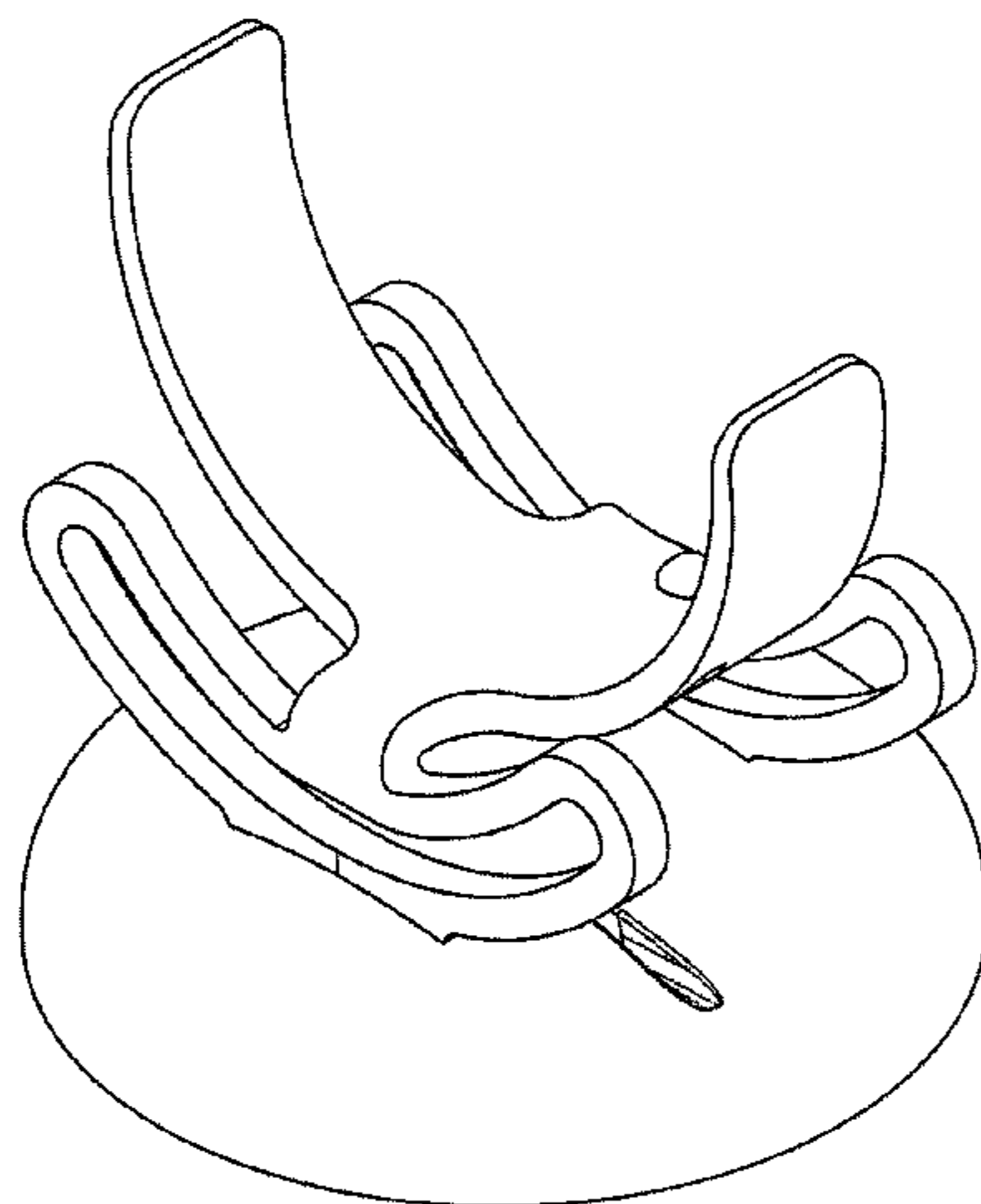
The ornamental design for a microphone capsule mount, as  
shown and described.

**DESCRIPTION**

FIG. 1 is a front view of a microphone capsule mount, show-  
ing our new design;  
FIG. 2 is a side view of the design;  
FIG. 3 is a rear view of the design;  
FIG. 4 is a side view of the design;  
FIG. 5 is a top view of the design; and,  
FIG. 6 is an isometric view of the design.

The broken lines on the body of the microphone capsule  
mount in FIGS. 2, 4, and 6 depict parts of the microphone  
capsule mount that form no part of the claimed design; the  
circular capsule on top of the mount shown in broken lines in  
the figures depicts environmental subject matter and forms no  
part of the claimed design.

**1 Claim, 6 Drawing Sheets**



(56)

**References Cited**

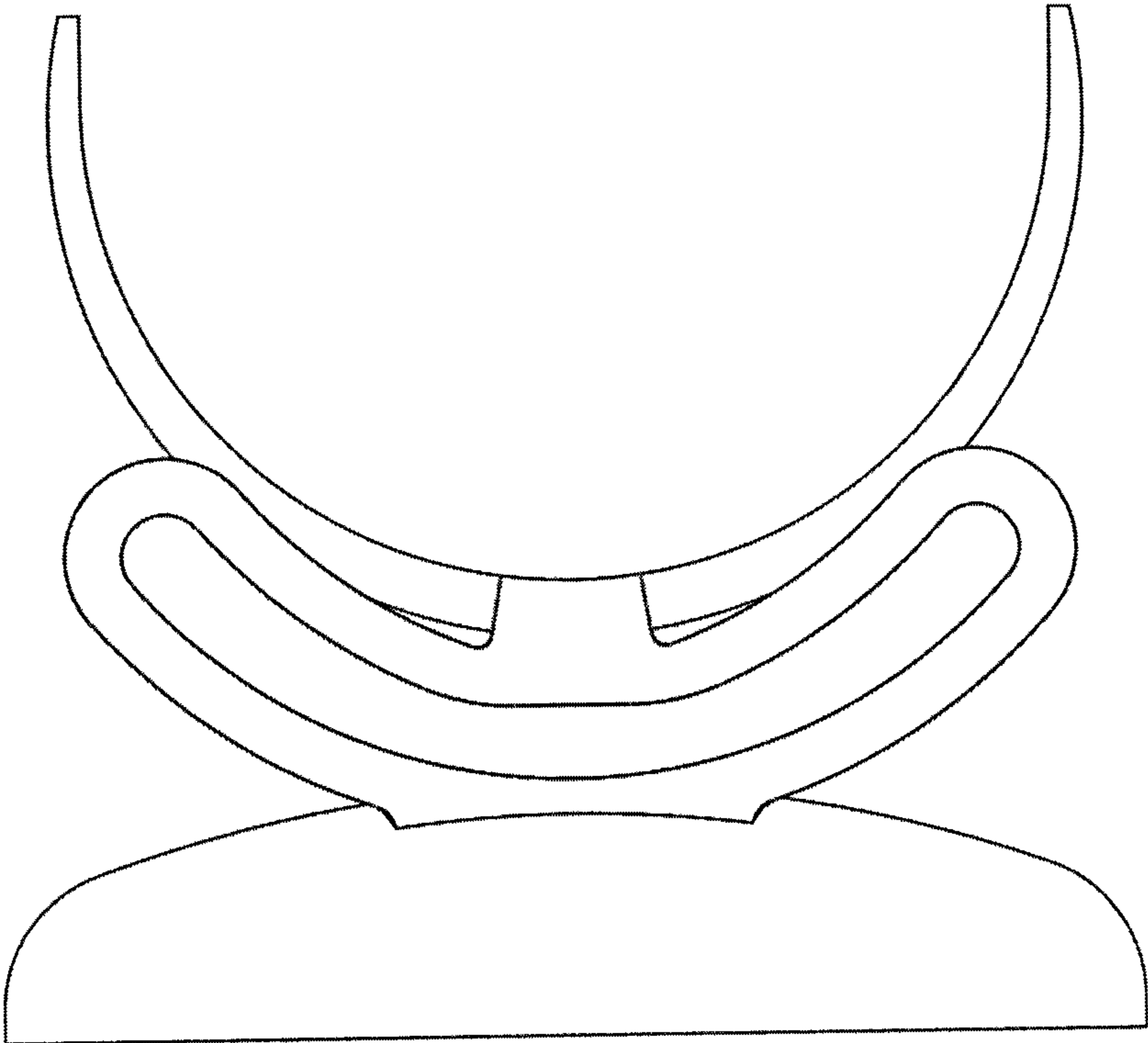
U.S. PATENT DOCUMENTS

8,534,629	B2 *	9/2013	Hennings et al.	248/313
D707,662	S *	6/2014	Okita	D14/229
D710,831	S *	8/2014	Cooper et al.	D14/229
2009/0016558	A1 *	1/2009	Woolf et al.	381/368
2013/0061430	A1 *	3/2013	Okita et al.	24/303
2013/0062479	A1 *	3/2013	Okita	248/176.1

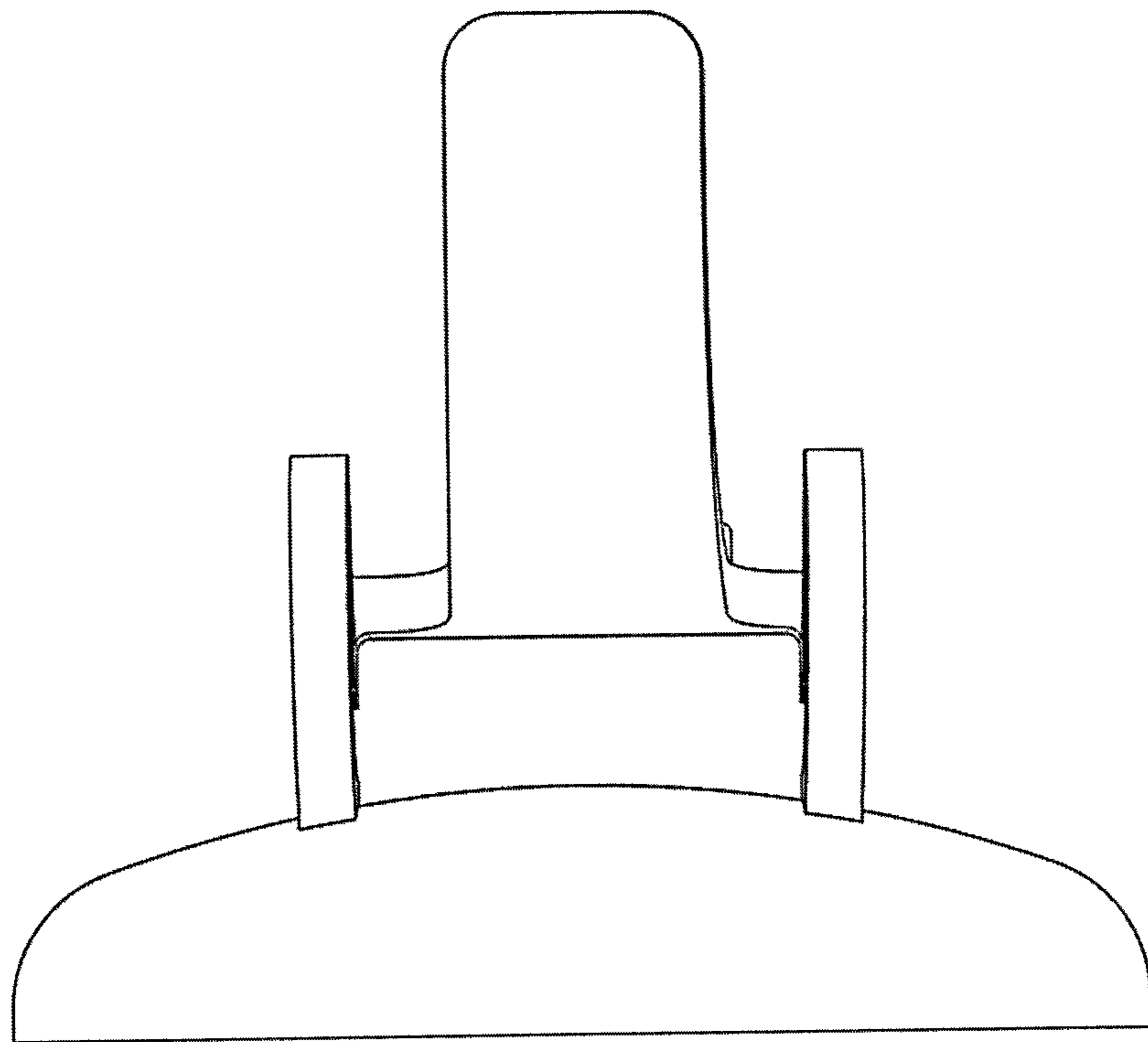
OTHER PUBLICATIONS

Capsule MOD (MIC MOD). microphone-parts.com (online). 1 Page.  
Uploaded Nov. 2012 [retrieved on Dec. 31, 2014]. Retrieved from  
Internet: ><http://microphone-parts.com/mic-mod-gallery/>>.\*

\* cited by examiner



**FIG. 1**



**FIG. 2**

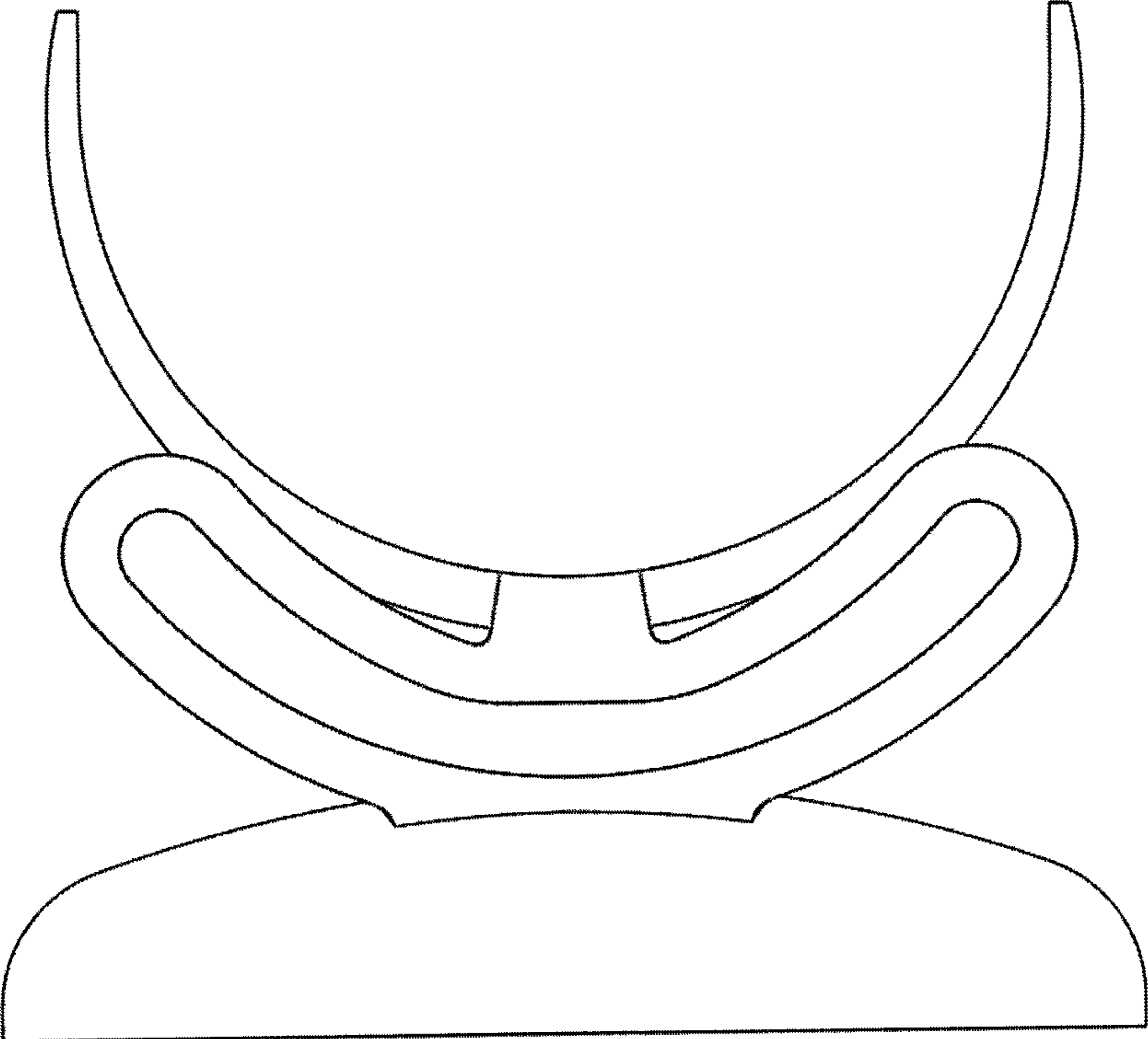
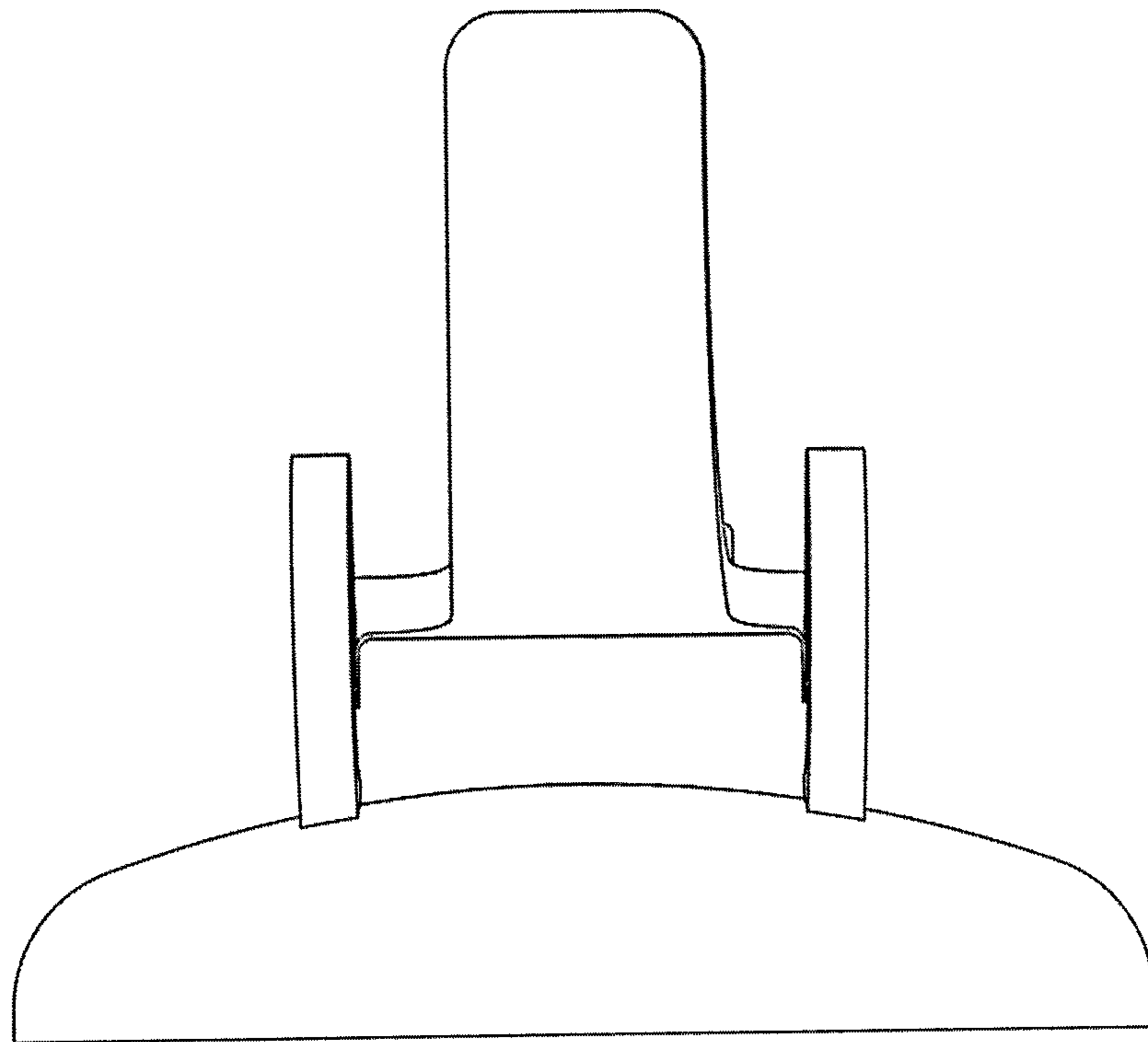
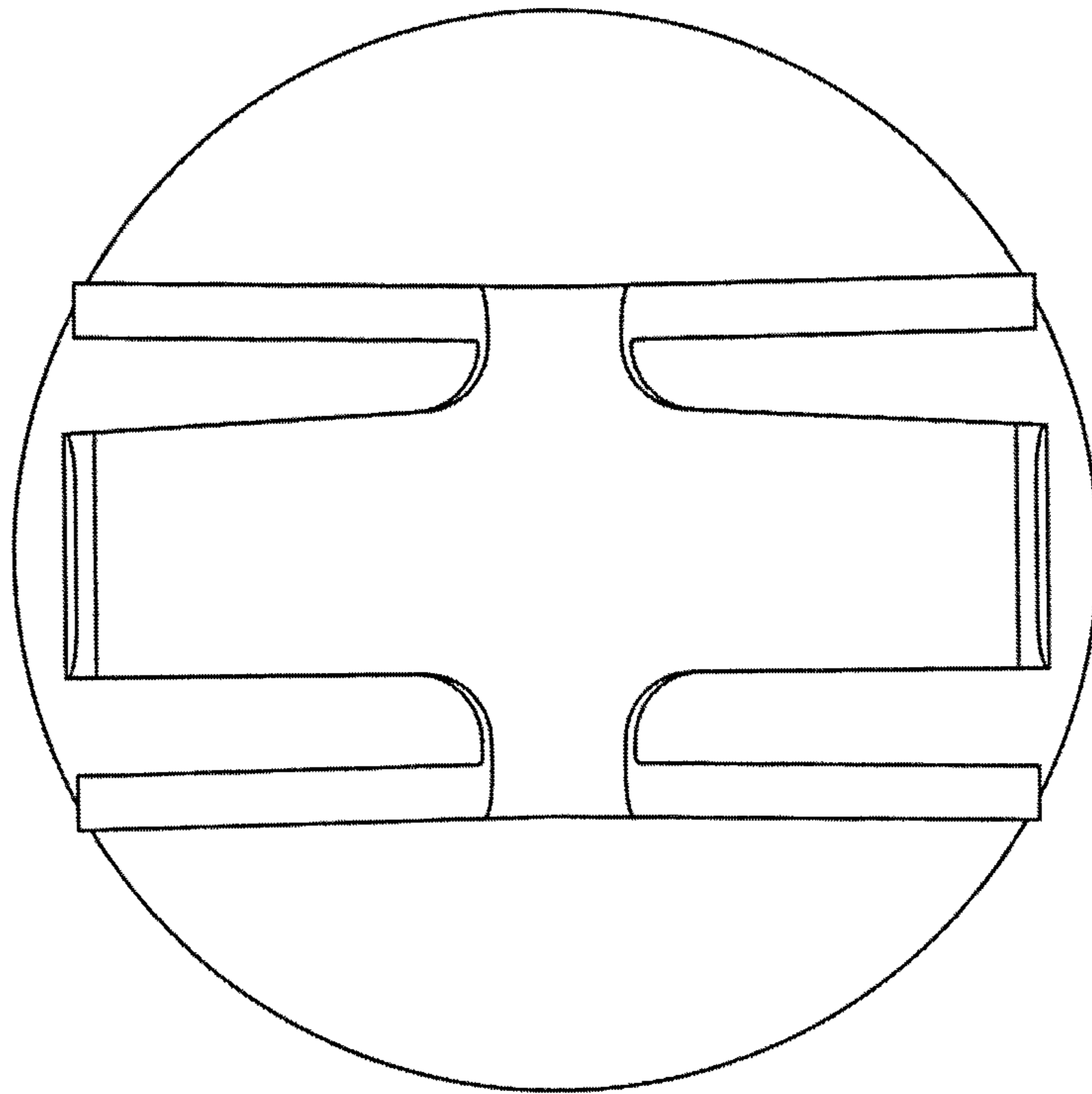


FIG. 3



**FIG. 4**



**FIG. 5**

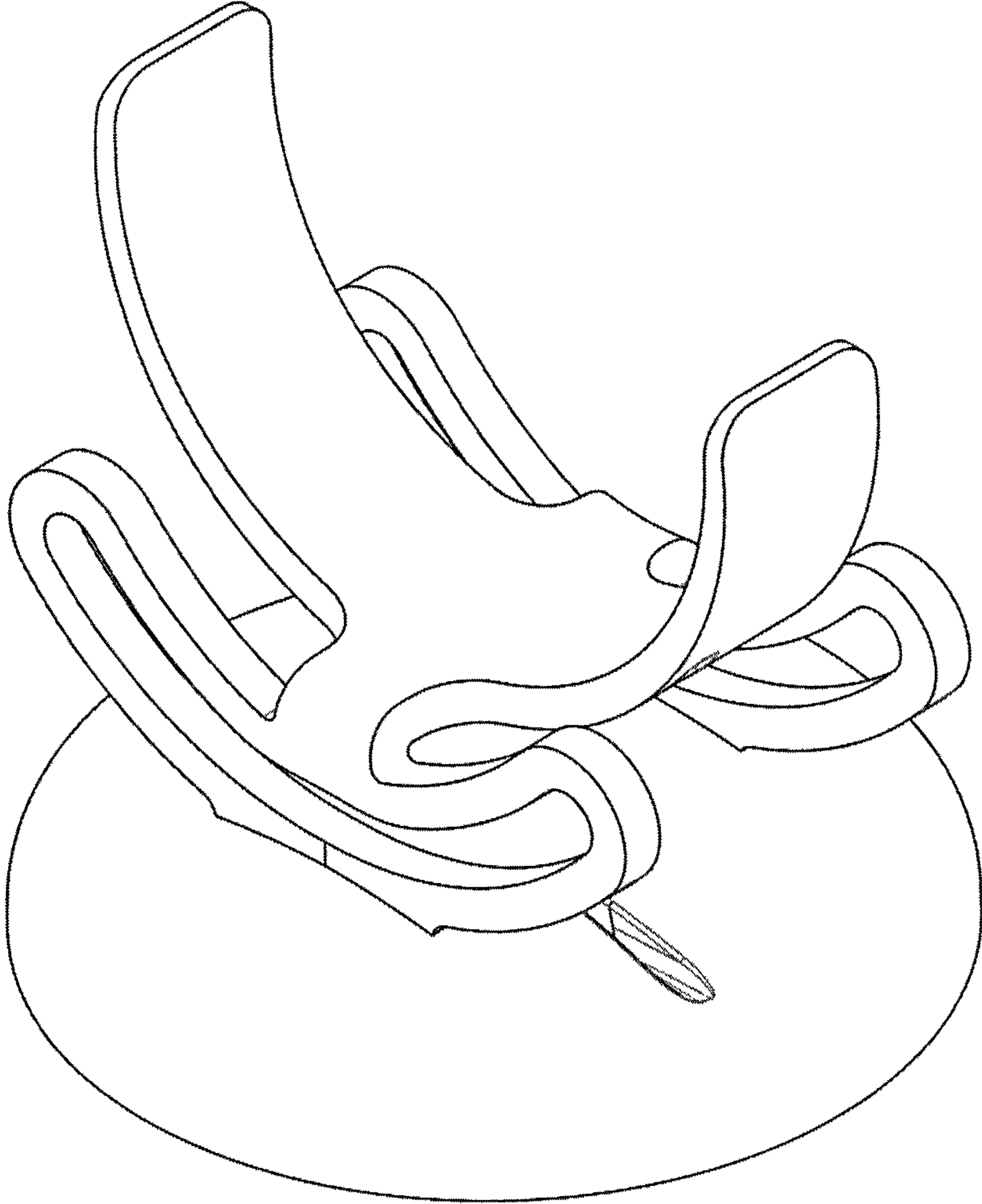


FIG. 6



UNITED STATES PATENT AND TRADEMARK OFFICE  
**CERTIFICATE OF CORRECTION**

PATENT NO. : D745,495 S  
APPLICATION NO. : 29/473533  
DATED : December 15, 2015  
INVENTOR(S) : Tom Ferghana Rogers Fereday and Samuel Dean Trewartha

Page 1 of 7

It is certified that error appears in the above-identified patent and that said Letters Patent is hereby corrected as shown below:

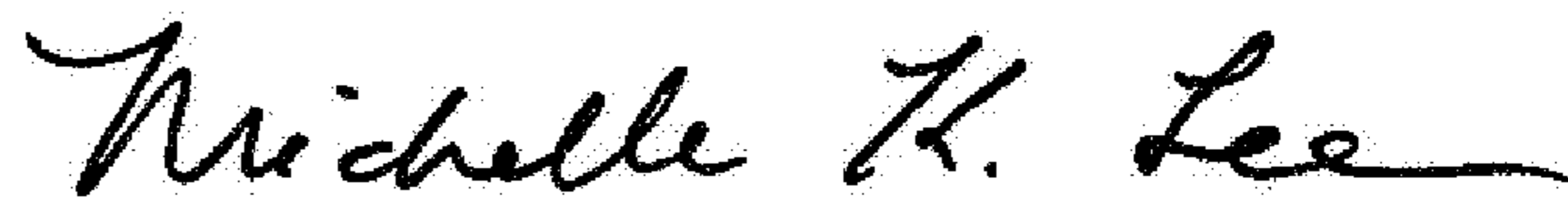
On the Title Page

In Item (73) Assignee: change **“Freedman Electronics Pty limited,”**  
to **--Freedman Electronics Pty Limited,--**

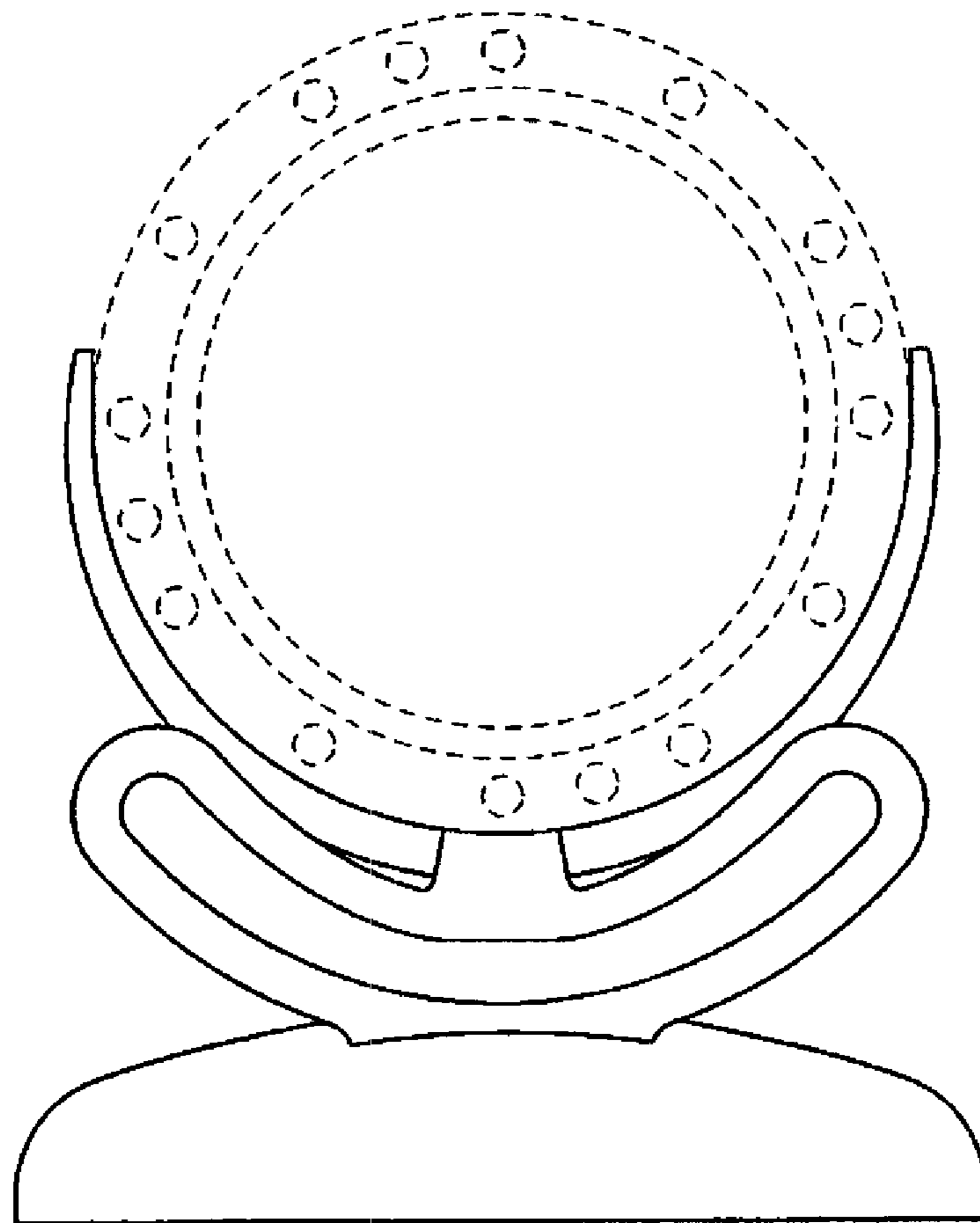
In the Drawings

In FIG. 1, replace issued patent FIG. 1 with replacement sheet FIG. 1 of 1/6  
In FIG. 2, replace issued patent FIG. 2 with replacement sheet FIG. 2 of 2/6  
In FIG. 3, replace issued patent FIG. 3 with replacement sheet FIG. 3 of 3/6  
In FIG. 4, replace issued patent FIG. 4 with replacement sheet FIG. 4 of 4/6  
In FIG. 5, replace issued patent FIG. 5 with replacement sheet FIG. 5 of 5/6  
In FIG. 6, replace issued patent FIG. 6 with replacement sheet FIG. 6 of 6/6

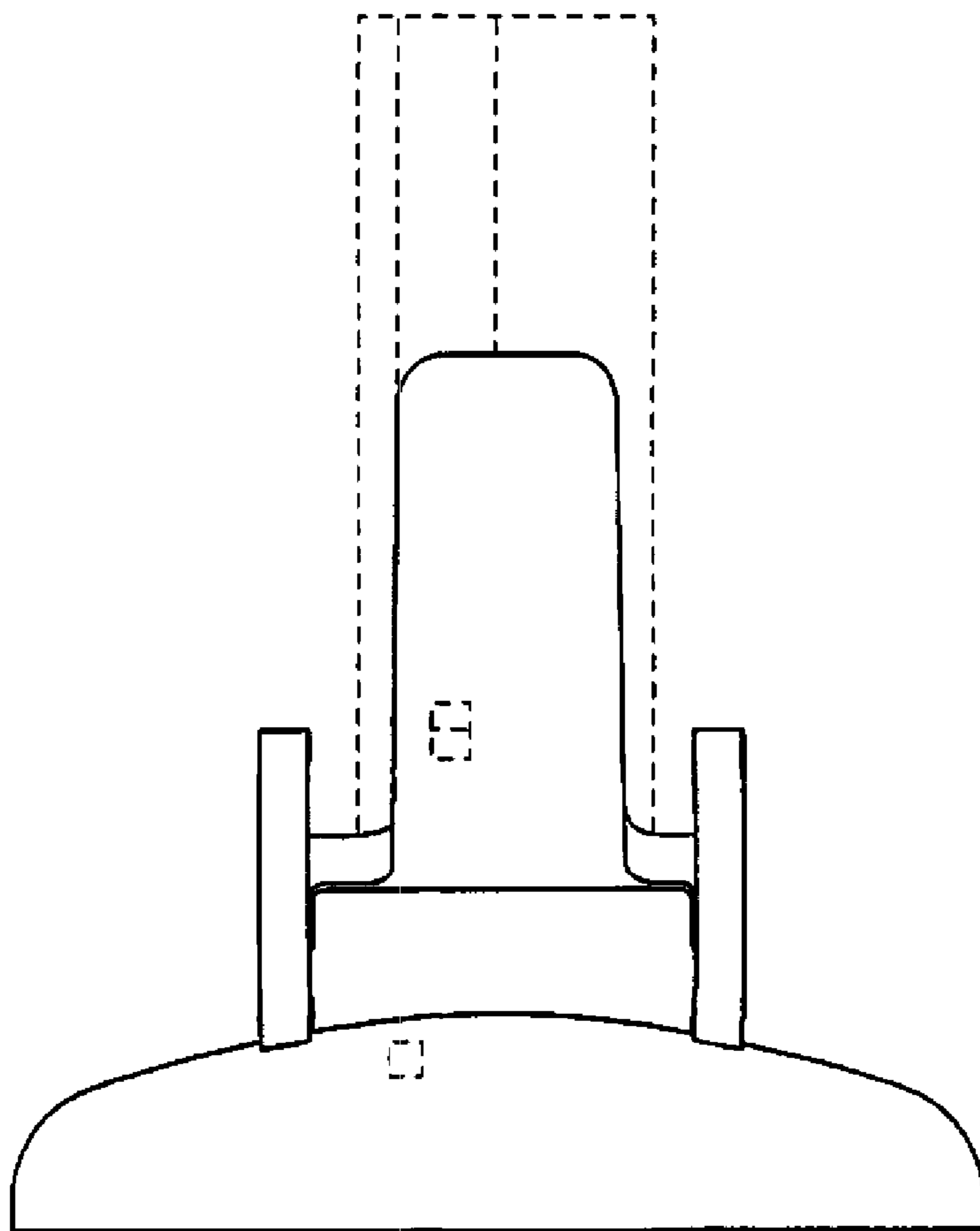
Signed and Sealed this  
Twenty-third Day of May, 2017



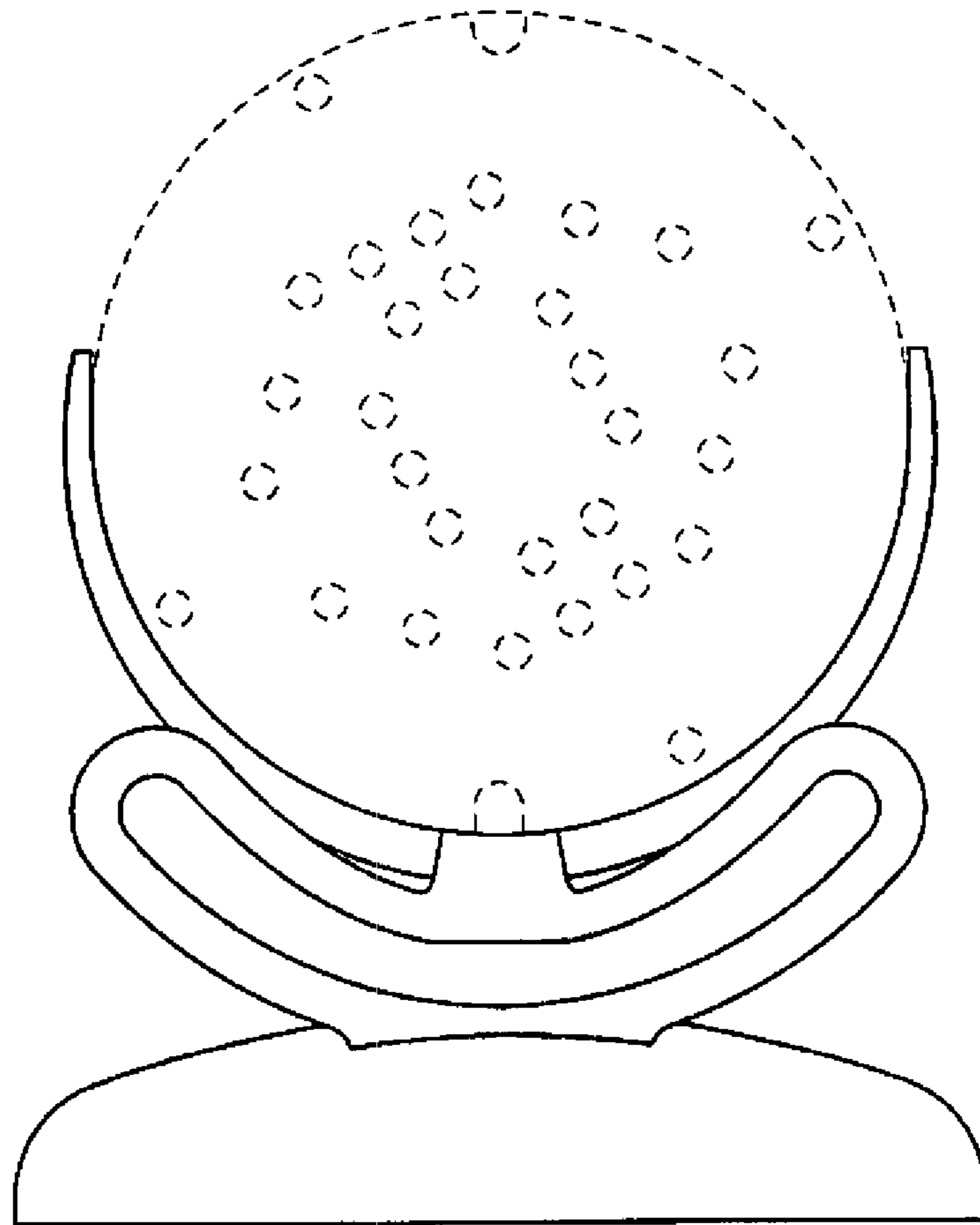
Michelle K. Lee  
*Director of the United States Patent and Trademark Office*



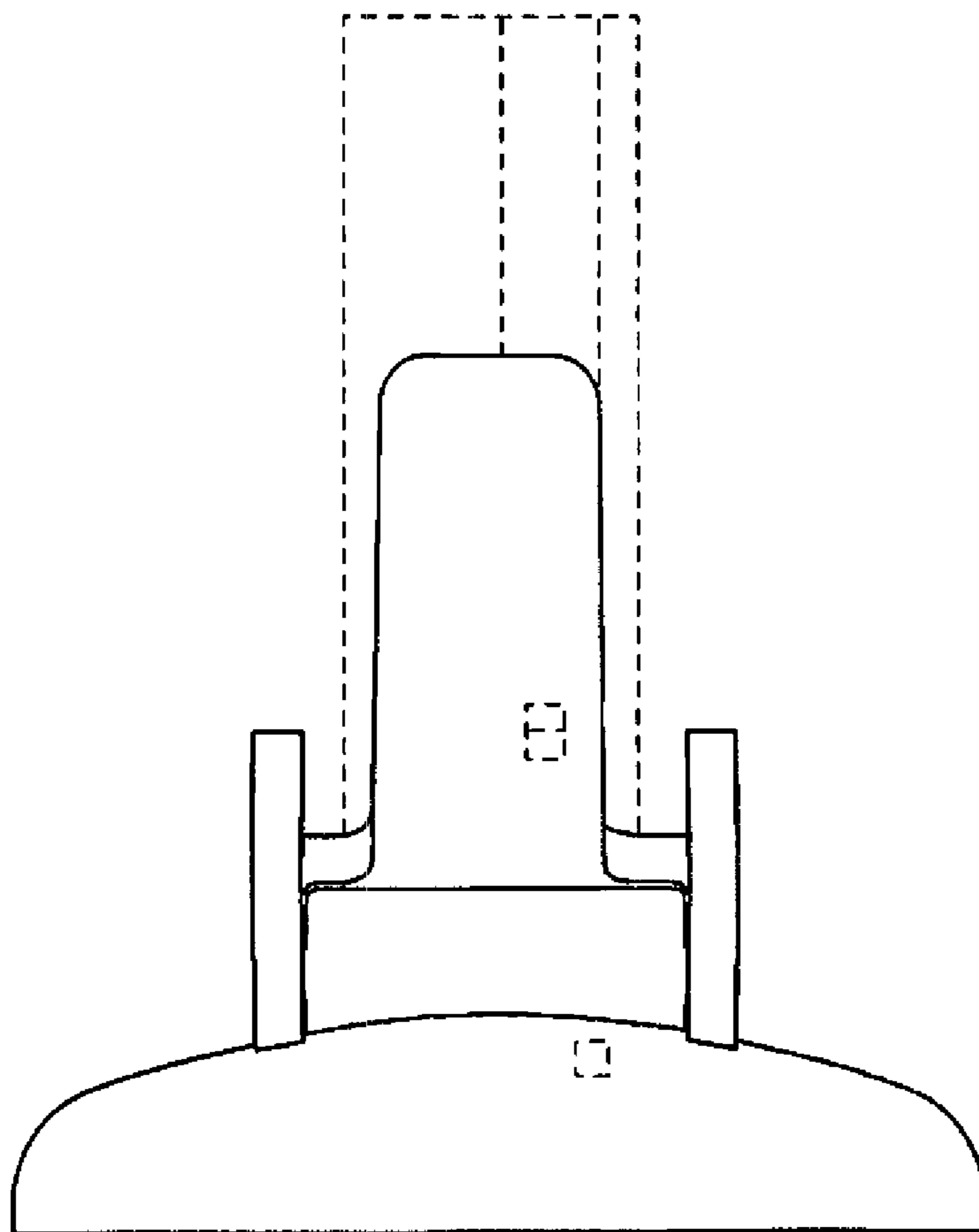
**FIG. 1**



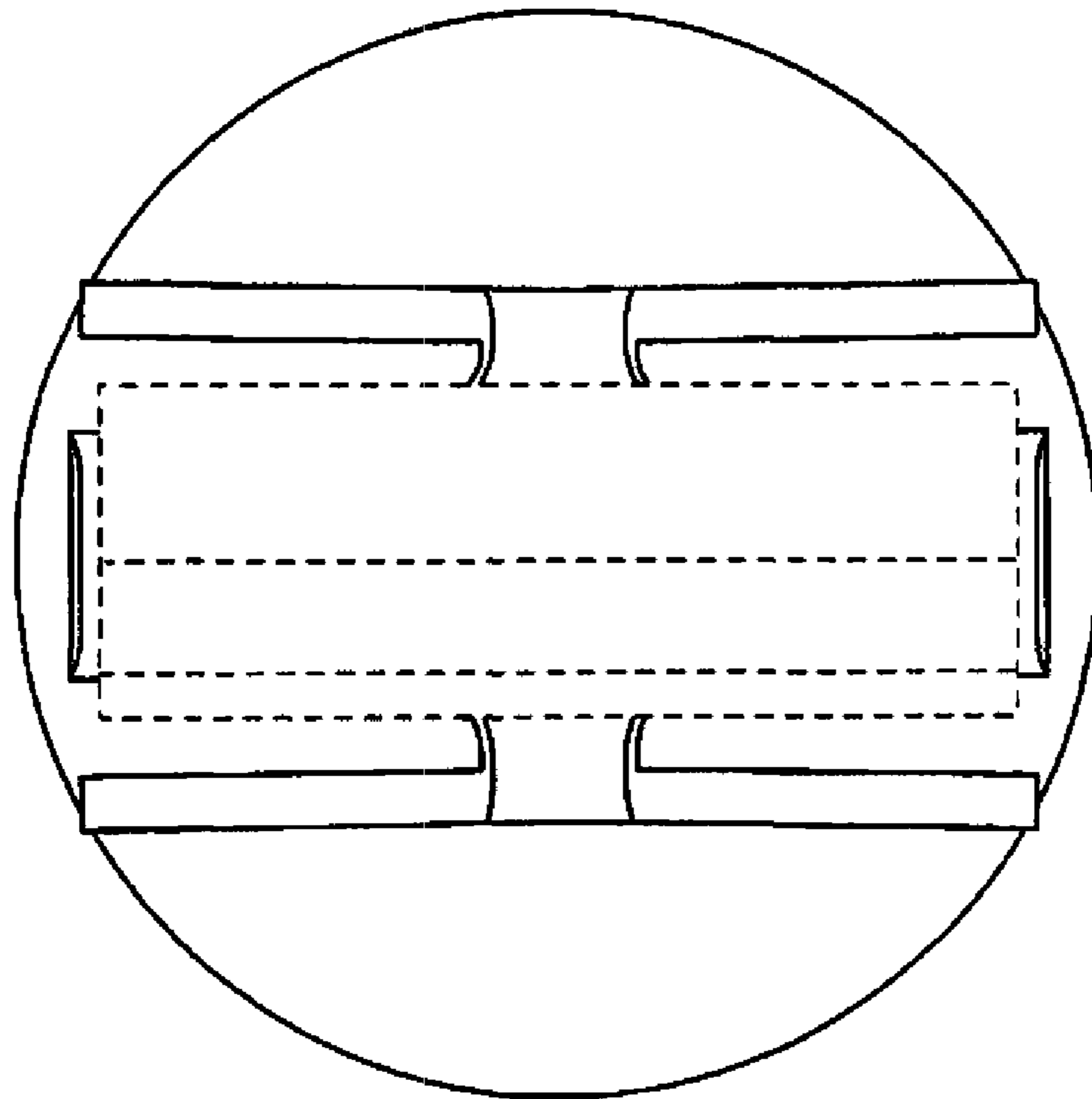
**FIG. 2**



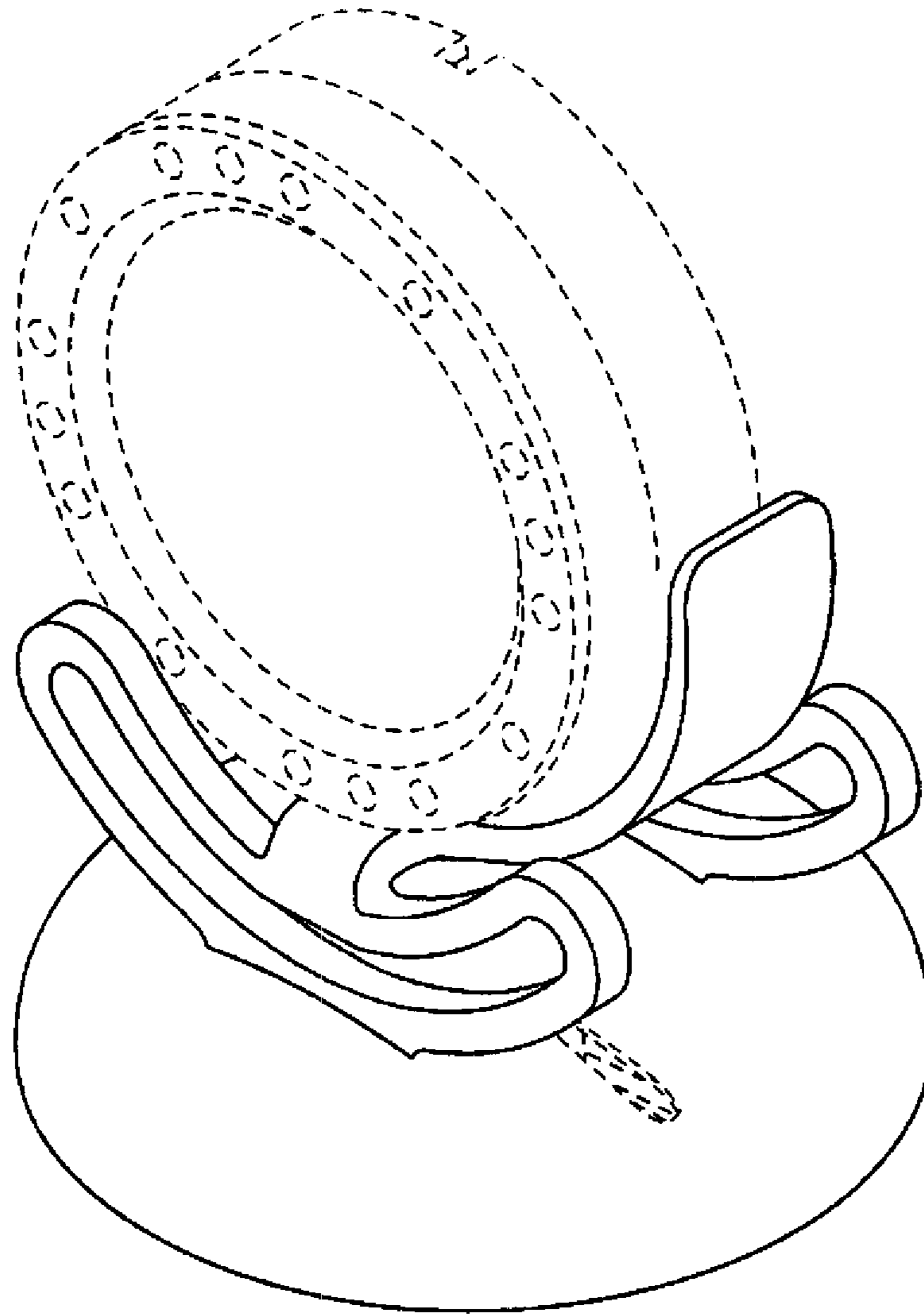
**FIG. 3**



**FIG. 4**



**FIG. 5**



**FIG. 6**