



US00D745475S

(12) **United States Design Patent**  
**Feng**

(10) **Patent No.:** **US D745,475 S**  
(45) **Date of Patent:** **\*\* Dec. 15, 2015**

- (54) **LIGHT EMITTING DIODE CHIP**
- (71) Applicant: **Formosa Epitaxy Incorporation,**  
Taoyuan County (TW)
- (72) Inventor: **Hui-Ching Feng,** Taoyuan County (TW)
- (73) Assignee: **Formosa Epitaxy Incorporation,**  
Taoyuan (TW)
- (\*\*) Term: **14 Years**
- (21) Appl. No.: **29/489,893**
- (22) Filed: **May 5, 2014**

(30) **Foreign Application Priority Data**  
Jan. 28, 2014 (TW) ..... 103300562

(51) **LOC (10) Cl.** ..... **13-03**  
(52) **U.S. Cl.**  
USPC ..... **D13/180**

(58) **Field of Classification Search**  
USPC ..... D13/180; D21/486, 501, 503; D25/152,  
D25/155, 160, 163; D26/1  
CPC ... H01L 25/167; H01L 25/0753; H01L 27/15;  
H01L 27/156; H01L 31/02; H01L 33/00;  
H01L 33/0079; H01L 33/04; H01L 33/08;  
H01L 33/10; H01L 33/20; H01L 33/38;  
H01L 33/42; H01L 33/4448; H01L 33/483;  
H01L 33/486; H01L 24/06; H01J 3/021;  
H01S 5/34; F21K 9/00; F21K 9/30; F21K  
9/54; B82Y 20/00; B82Y 40/00  
See application file for complete search history.

(56) **References Cited**  
U.S. PATENT DOCUMENTS  
2,280,631 A \* 4/1942 Coffey ..... 181/293  
4,032,944 A \* 6/1977 van Dongen et al. .... 257/88  
4,189,027 A \* 2/1980 Dean et al. .... 181/286  
D410,973 S \* 6/1999 Jensen ..... D21/486

D412,189	S *	7/1999	Poulsen	.....	D21/502
6,012,543	A *	1/2000	Shimpo et al.	.....	181/286
6,764,196	B2 *	7/2004	Bailey	.....	362/147
6,870,125	B2 *	3/2005	Doi et al.	.....	219/121.6
D510,912	S *	10/2005	Asakawa	.....	D13/180
D511,329	S *	11/2005	Suenaga	.....	D13/180
7,621,654	B2 *	11/2009	Nishimoto et al.	.....	362/241
7,690,809	B2 *	4/2010	Tsai et al.	.....	362/147
D616,506	S *	5/2010	Kossmann	.....	D21/501
7,710,014	B2 *	5/2010	Lee et al.	.....	313/497
7,786,491	B2 *	8/2010	Ueda et al.	.....	257/81
D646,647	S *	10/2011	Chen et al.	.....	D13/180
8,415,689	B2 *	4/2013	Lim	.....	257/91
8,569,739	B2 *	10/2013	Kim et al.	.....	257/14
8,704,249	B2 *	4/2014	Kamiya et al.	.....	257/91
8,749,263	B2 *	6/2014	Ohta et al.	.....	324/762.01
D725,052	S *	3/2015	Chen et al.	.....	D13/180
2003/0001477	A1 *	1/2003	Sasaguri	.....	313/310
2005/0184647	A1 *	8/2005	Chang	.....	313/497
2006/0022575	A1 *	2/2006	Ryu et al.	.....	313/495
2006/0160409	A1 *	7/2006	Shimizu et al.	.....	439/490

(Continued)

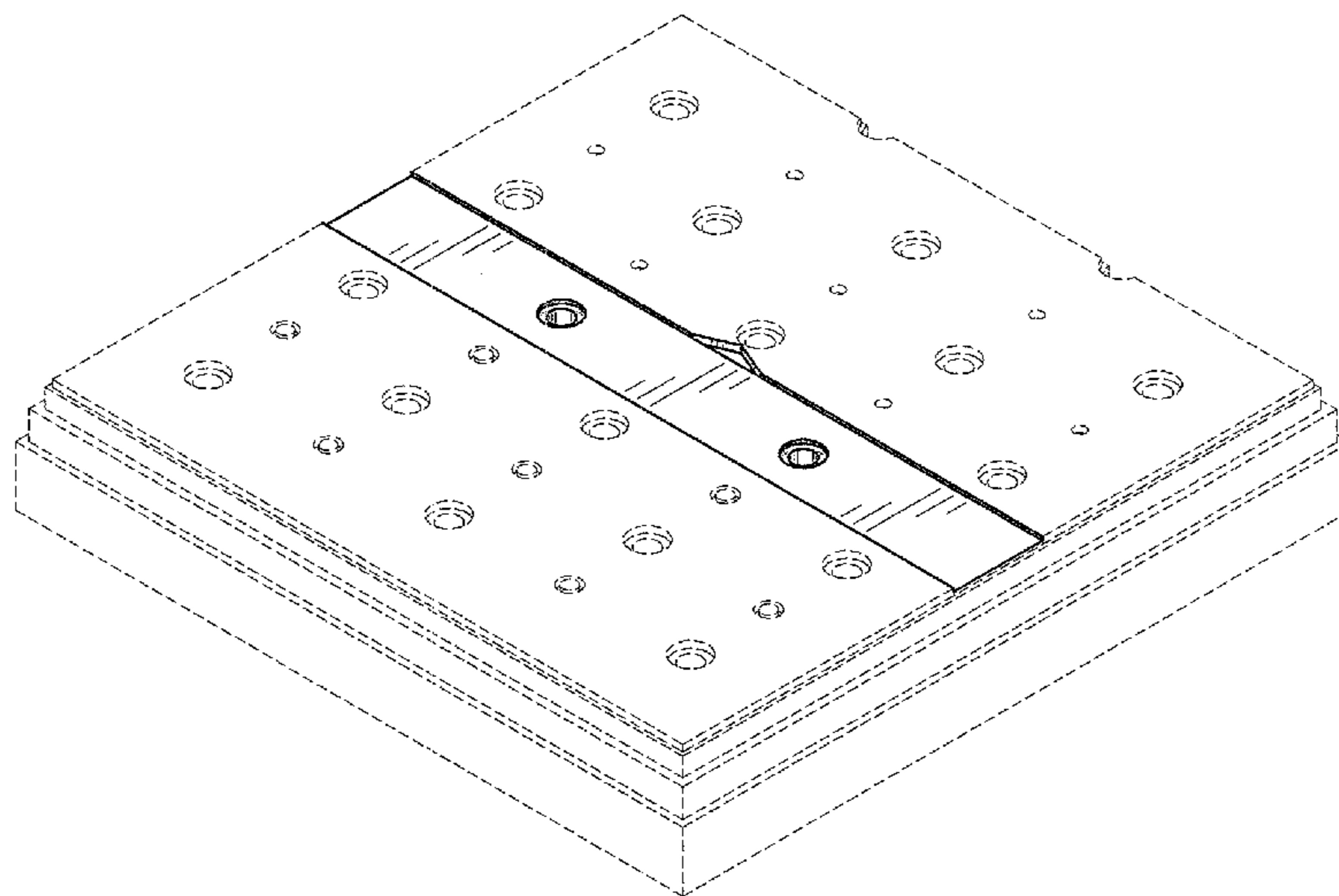
*Primary Examiner* — Selina Sikder  
(74) *Attorney, Agent, or Firm* — Jianq Chyun IP Office

(57) **CLAIM**  
The ornamental design for a light emitting diode chip, as shown and described.

**DESCRIPTION**

FIG. 1 is a perspective view of a light emitting diode chip showing an embodiment of my new design;  
FIG. 2 is a front view of the embodiment;  
FIG. 3 is a rear view of the embodiment;  
FIG. 4 is a left side view of the embodiment;  
FIG. 5 is a right side view of the embodiment;  
FIG. 6 is a top view of the embodiment; and,  
FIG. 7 is a bottom view of the embodiment.  
The broken line portions of the light emitting diode chip in FIGS. 1-7 represent unclaimed portions of the design and form no part thereof.

**1 Claim, 5 Drawing Sheets**



(56)

**References Cited**

U.S. PATENT DOCUMENTS

2006/0208628	A1*	9/2006	Lee	.....	313/497	2011/0220872	A1*	9/2011	Fukunaga et al.	.....	257/13
2006/0261725	A1*	11/2006	Lee	.....	313/495	2011/0291070	A1*	12/2011	Won et al.	.....	257/13
2007/0096624	A1*	5/2007	Lee et al.	.....	313/496	2011/0291120	A1*	12/2011	Tak et al.	.....	257/88
2007/0176206	A1*	8/2007	Choi et al.	.....	257/198	2012/0056232	A1*	3/2012	Fujimoto et al.	.....	257/99
2008/0030117	A1*	2/2008	Chen et al.	.....	313/311	2012/0153260	A1*	6/2012	Kim et al.	.....	257/14
2008/0116782	A1*	5/2008	Kim et al.	.....	313/496	2013/0285105	A1*	10/2013	Wei et al.	.....	257/99
2010/0208761	A1*	8/2010	Coleman et al.	.....	372/45.01	2013/0321902	A1*	12/2013	Choi	.....	359/344
						2014/0191650	A1*	7/2014	Lee et al.	.....	313/310
						2014/0353709	A1*	12/2014	Lee et al.	.....	257/99

\* cited by examiner

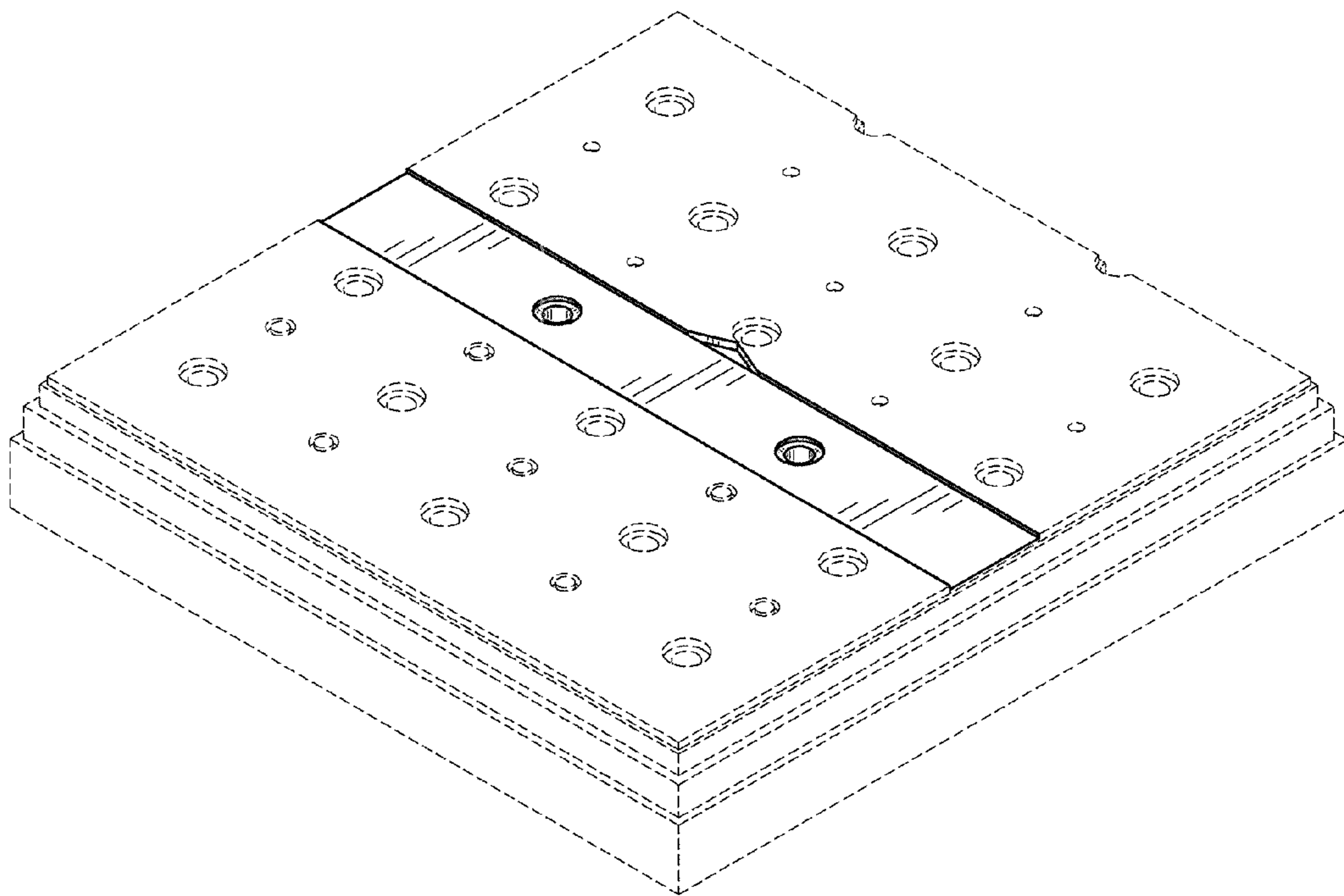


FIG. 1

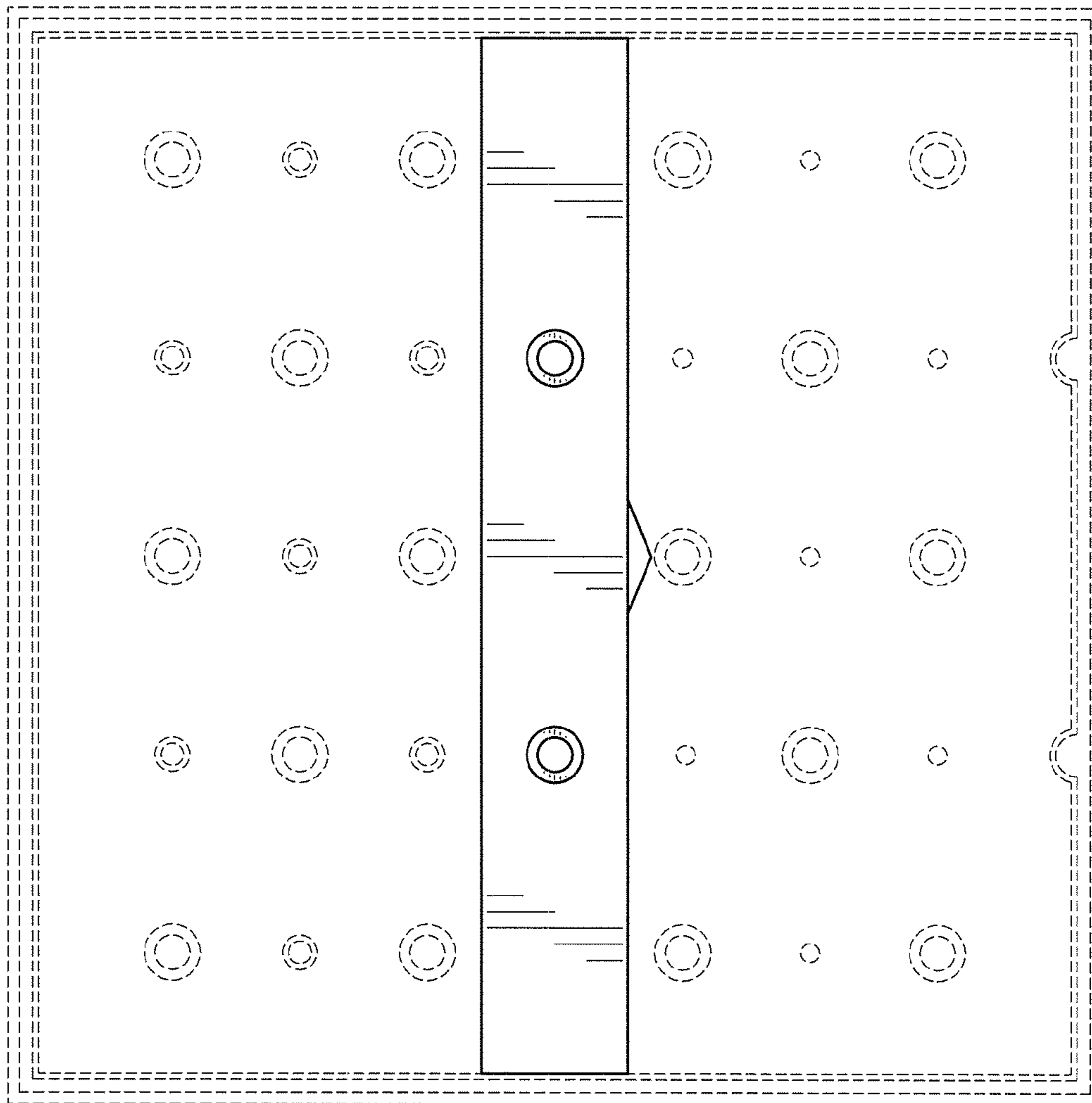


FIG. 2




FIG. 3




FIG. 4




FIG. 5




FIG. 6

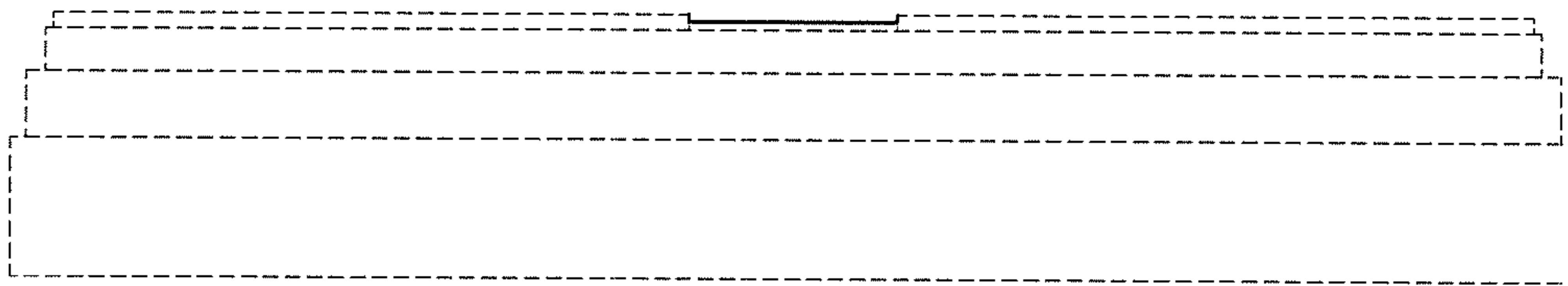


FIG. 7