



US00D745449S

(12) **United States Design Patent**  
**Bardin et al.**

(10) **Patent No.:** **US D745,449 S**  
(45) **Date of Patent:** **\*\* Dec. 15, 2015**

(54) **TIRE TREAD**

(71) Applicants: **Damien Bardin**, Clermont-Ferrand (FR); **Stephanie Cambon**, Clermont-Ferrand (FR); **Jonathan Lejeune**, Clermont-Ferrand (FR); **Frederic Honnorat**, Clermont-Ferrand (FR)

(72) Inventors: **Damien Bardin**, Clermont-Ferrand (FR); **Stephanie Cambon**, Clermont-Ferrand (FR); **Jonathan Lejeune**, Clermont-Ferrand (FR); **Frederic Honnorat**, Clermont-Ferrand (FR)

(73) Assignees: **COMPAGNIE GENERALE DES ETABLISSEMENTS MICHELIN** (FR); **MICHELIN RECHERCHE ET TECHNIQUE S.A.** (CH)

(\*\*) Term: **14 Years**

(21) Appl. No.: **29/488,513**

(22) Filed: **Apr. 21, 2014**

(30) **Foreign Application Priority Data**

Oct. 22, 2013 (FR) ..... 13 4593

(51) **LOC (10) Cl.** ..... **12-15**

(52) **U.S. Cl.**  
USPC ..... **D12/549**

(58) **Field of Classification Search**  
USPC ..... D12/533-567; 152/209.1, 209.8, 152/209.18, 209.25, 209.28  
CPC .. B60C 22/0302; B60C 11/03; B60C 11/042; B60C 11/12; B60C 2011/0374

See application file for complete search history.

(56) **References Cited**

U.S. PATENT DOCUMENTS

D364,366 S	11/1995	Harden et al.	
D584,217 S	1/2009	Scheuren et al.	
D717,237 S *	11/2014	Bardin et al. ....	D12/549
D722,012 S *	2/2015	Belarbi et al. ....	D12/564
D724,007 S *	3/2015	Belarbi et al. ....	D12/564

\* cited by examiner

*Primary Examiner* — George D Kirschbaum

*Assistant Examiner* — Jennifer Watkins

(74) *Attorney, Agent, or Firm* — Dickinson Wright PLLC

(57) **CLAIM**

The ornamental design for a tire tread, as shown and described.

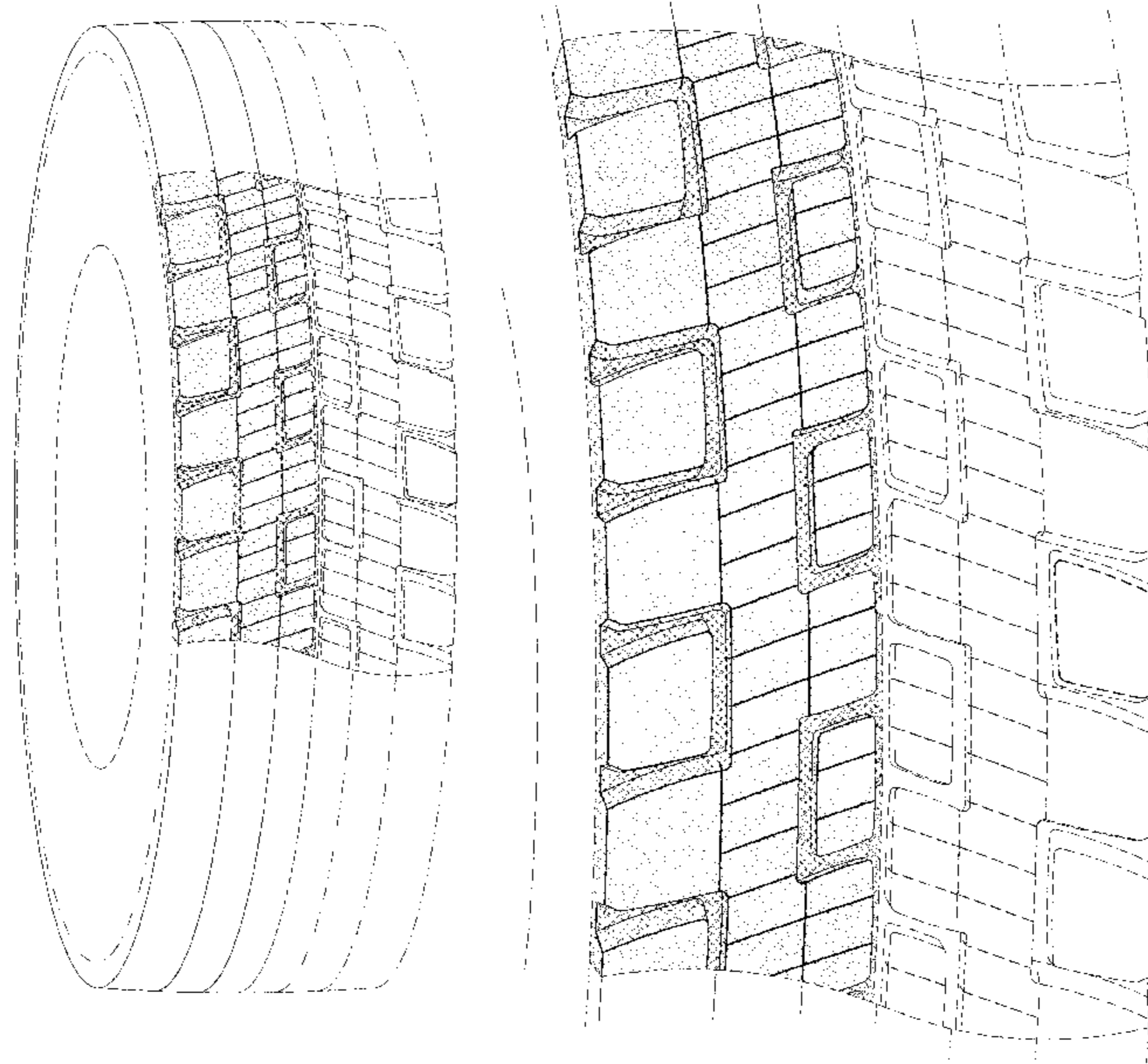
**DESCRIPTION**

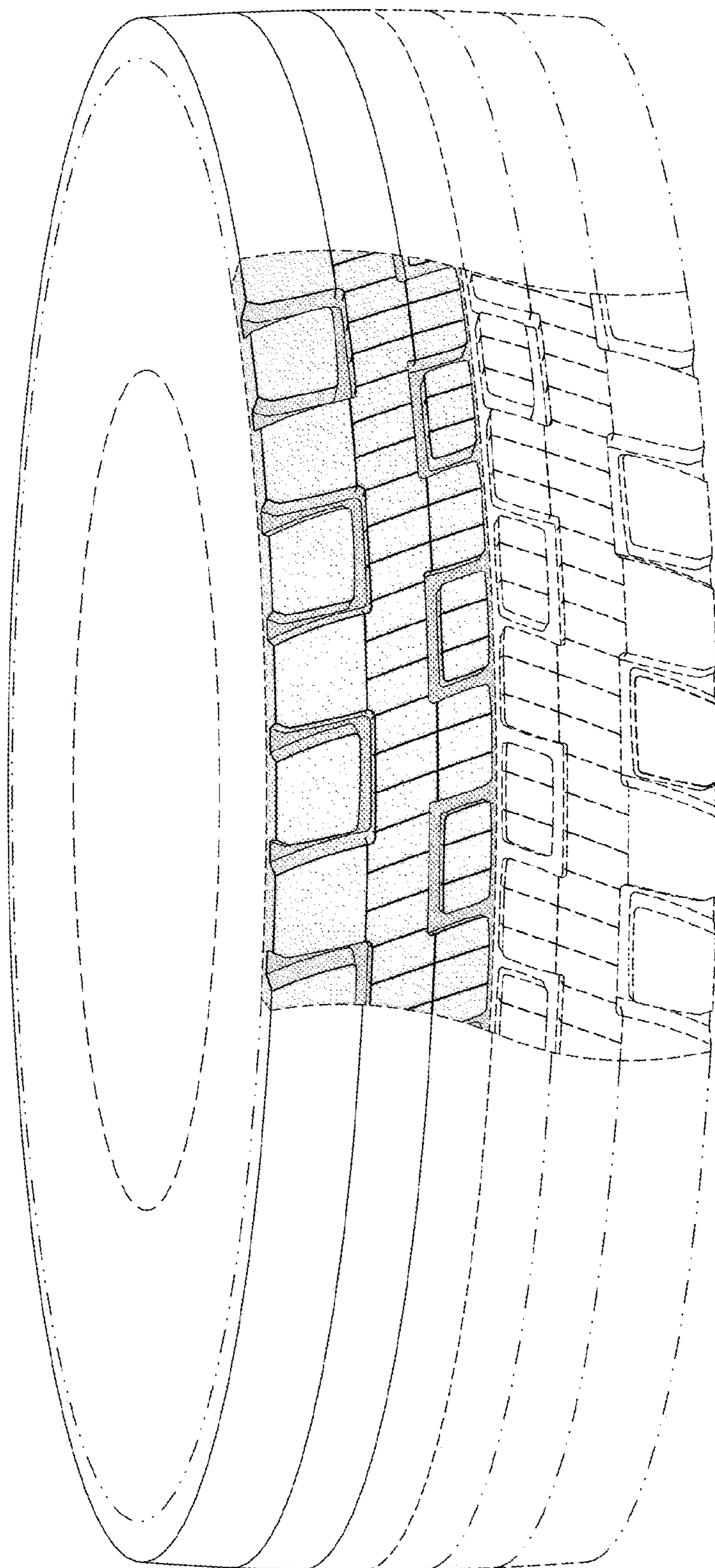
FIG. 1 is a perspective view of the tire tread of our design; FIG. 2 is a front elevational view of the tire tread of our design;

FIG. 3 is a side elevational view of the tire tread of our design; FIG. 4 is a side elevational view of the tire tread of our design, taken from the opposite side shown in FIG. 3; and, FIG. 5 is an enlarged, partial view of FIG. 1.


In the drawings, the broken lines defining the sidewall, inner bead, partial tread and the unclaimed sidewall depict environmental subject matter that forms no part of the claimed design. The dash-dot lines represent the peripheral boundary between the claimed tire tread and the unclaimed sidewall, and also represent the uniform repetition throughout the circumference of the tire of the unclaimed partial tread. The claimed tread pattern is understood to repeat uniformly throughout the circumference of the tire, as shown schematically in solid lines.

**1 Claim, 5 Drawing Sheets**

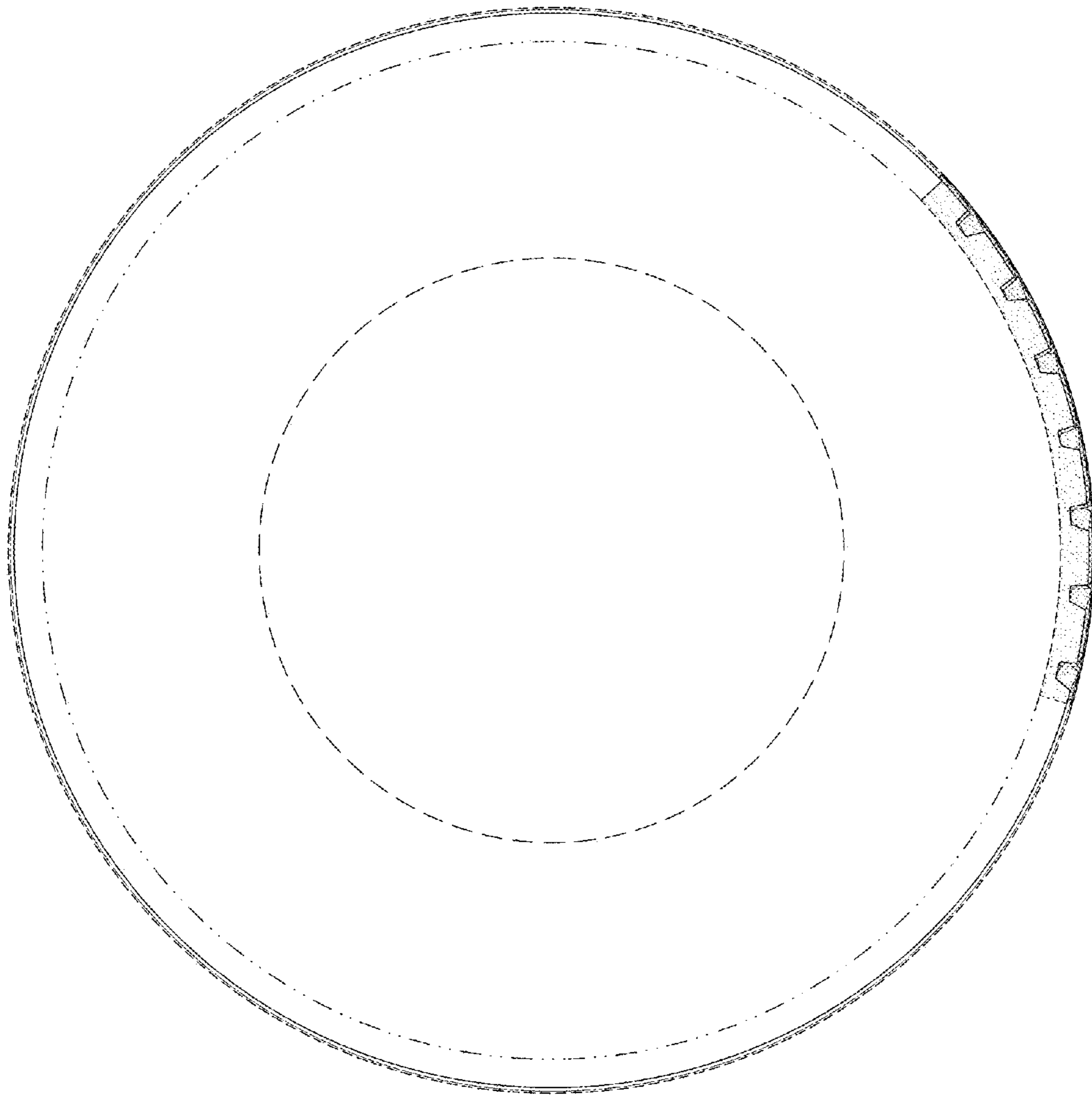




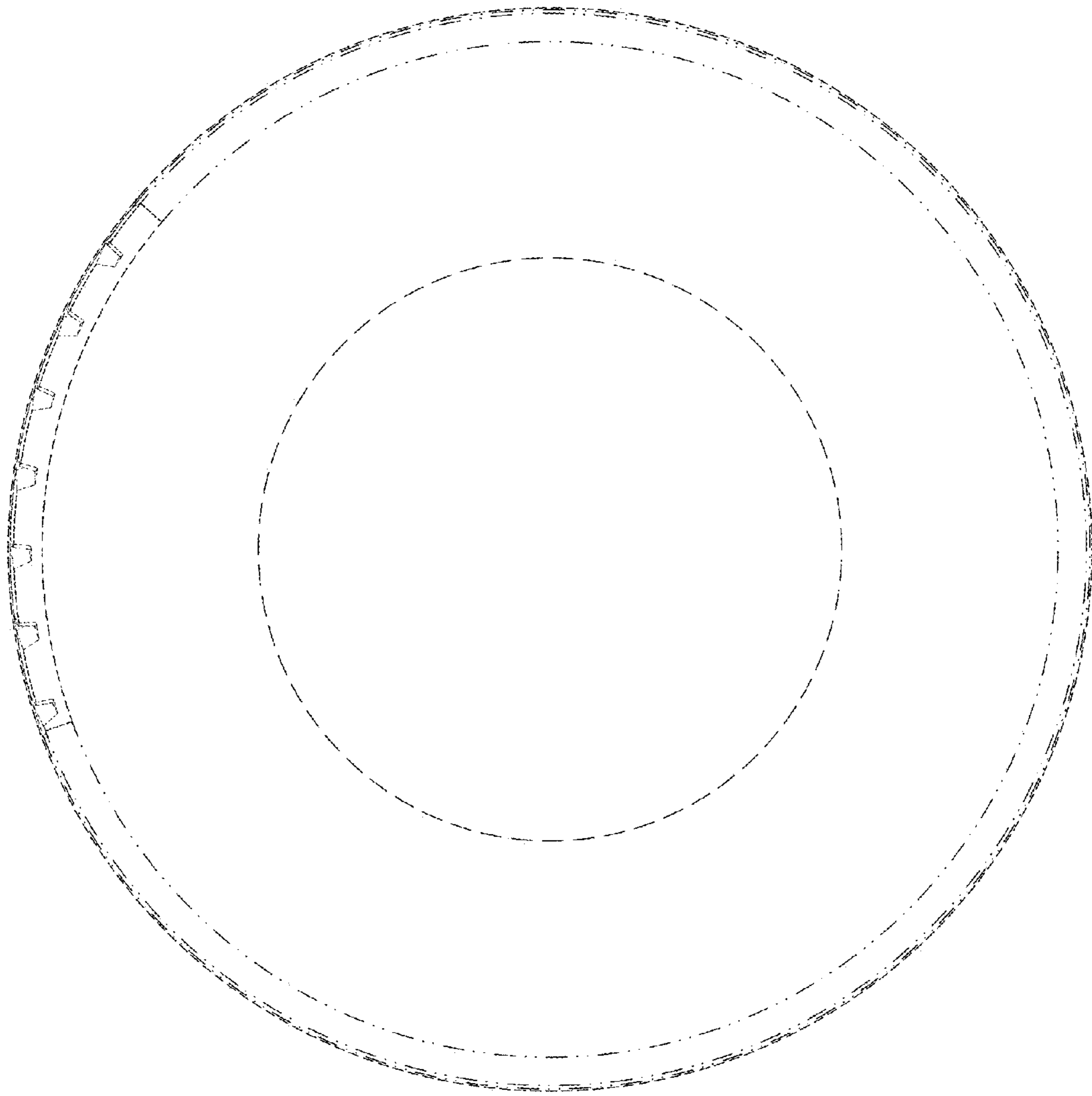
**FIG. 1**



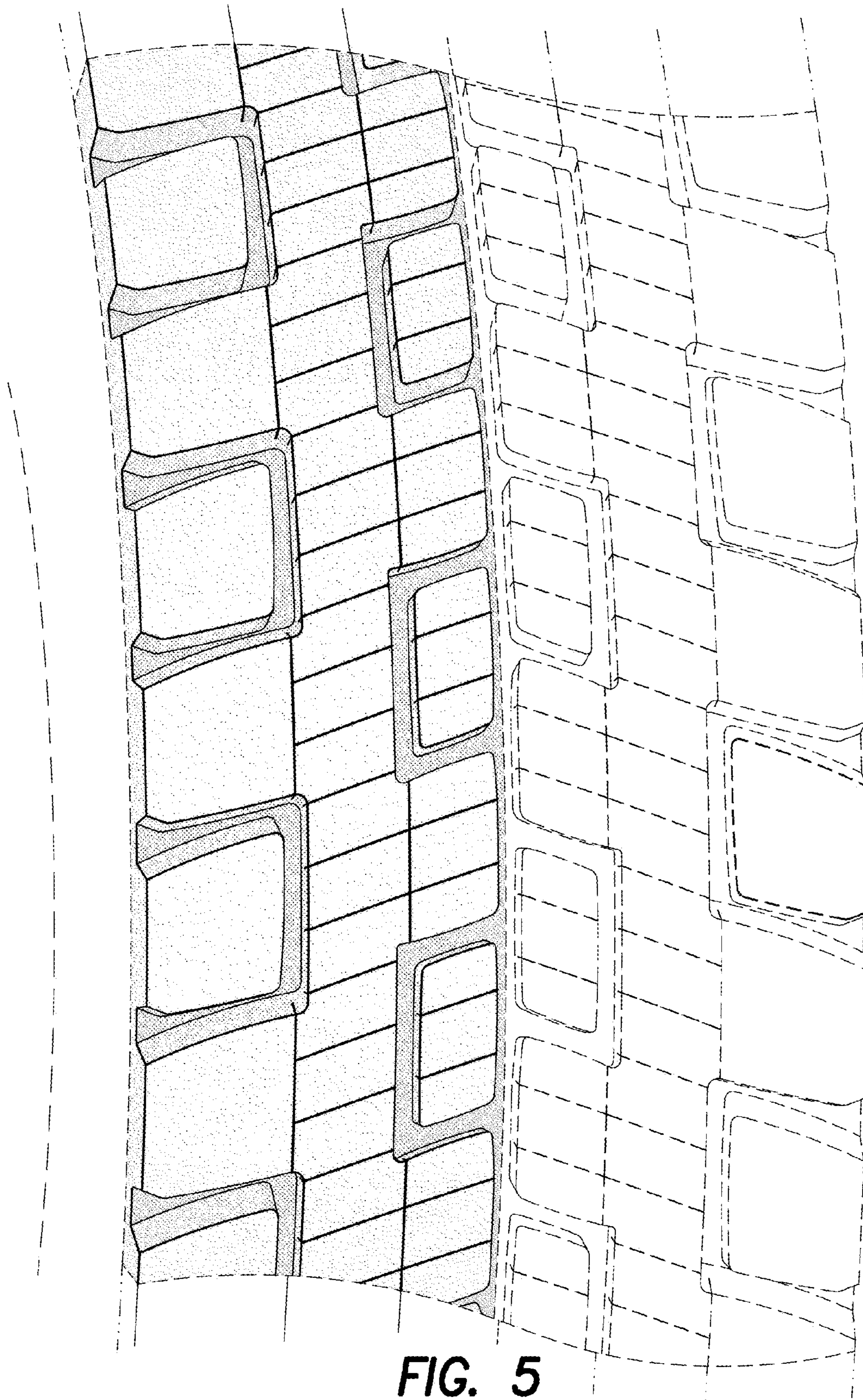
**FIG. 2**



**FIG. 3**



**FIG. 4**



**FIG. 5**