



US00D745447S

(12) **United States Design Patent**
Bowden

(10) **Patent No.:** **US D745,447 S**

(45) **Date of Patent:** **** Dec. 15, 2015**

(54) **WHEEL RIM TRIM**

(71) Applicant: **Darren Anthony Grant Bowden,**
Taunton (GB)

(72) Inventor: **Darren Anthony Grant Bowden,**
Taunton (GB)

(**) Term: **14 Years**

(21) Appl. No.: **29/461,882**

(22) Filed: **Jul. 29, 2013**

(51) **LOC (10) Cl.** **12-16**

(52) **U.S. Cl.**
USPC **D12/213**

(58) **Field of Classification Search**
USPC D12/204–213, 190, 604; 301/37.24,
301/37.22, 37.35, 37.23; 152/379.4
CPC B60B 7/01; B60B 7/10; B60B 7/06
See application file for complete search history.

(56) **References Cited**

U.S. PATENT DOCUMENTS

2,915,335	A *	12/1959	Barnes	301/37.22
5,071,684	A *	12/1991	Gewecke	301/37.24
5,967,212	A *	10/1999	Hameed	152/379.4
D556,676	S *	12/2007	Montesinos	D12/604
8,807,664	B2 *	8/2014	Rathbone et al.	301/37.22
8,985,706	B2 *	3/2015	Dower	301/37.24
2006/0175891	A1 *	8/2006	Diaz	301/37.22

2010/0171362 A1* 7/2010 Rathbone et al. 301/37.23

* cited by examiner

Primary Examiner — Stacia Cadmus

(74) *Attorney, Agent, or Firm* — Thedford I. Hitaffer;
Hitaffer & Hitaffer, PLLC

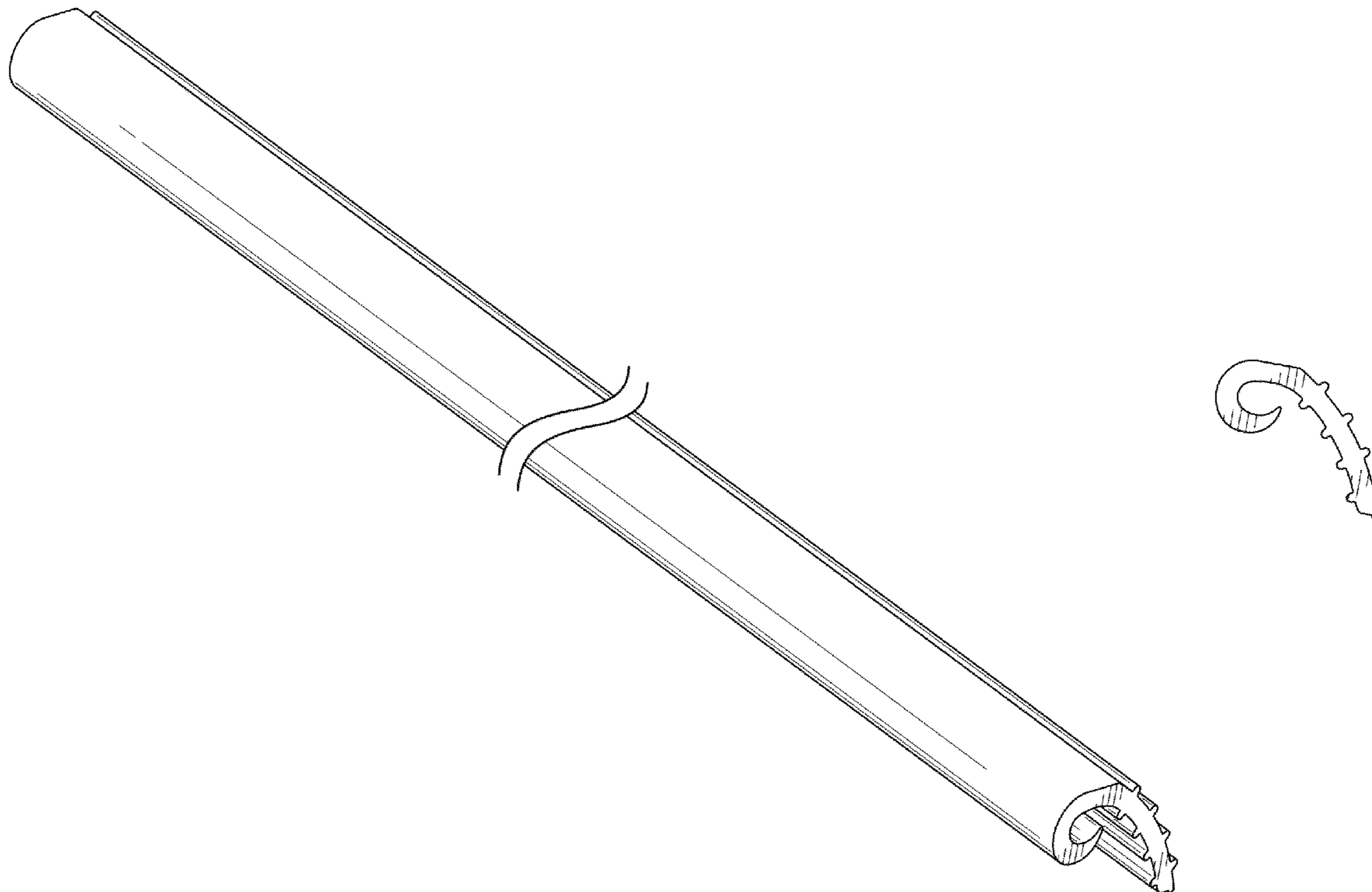
(57) **CLAIM**

The ornamental design for a wheel rim trim, as shown and described.

DESCRIPTION

FIG. 1 is a front perspective view of a wheel rim trim.
 FIG. 2 is a rear perspective view of the trim shown in FIG. 1.
 FIG. 3 is a front perspective view of the trim disposed in a linear fashion.
 FIG. 4 is a front view of the trim shown in FIG. 3.
 FIG. 5 is a rear view of the trim shown in FIG. 3.
 FIG. 6 is a top plan view of the trim shown in FIG. 3.
 FIG. 7 is a bottom plan view of the trim shown in FIG. 3.
 FIG. 8 is a right side elevational view of the trim shown in FIG. 3.
 FIG. 9 is a left side elevational view of the trim shown in FIG. 3; and,
 FIG. 10 is an environmental cross-sectional view of the trim shown in elevational.
 The wheel rim trim is shown broken away in FIGS. 3-7 for ease of illustration.
 The broken line shown in FIG. 10 forms no part of the claimed design.

1 Claim, 7 Drawing Sheets






FIG. 1




FIG. 2

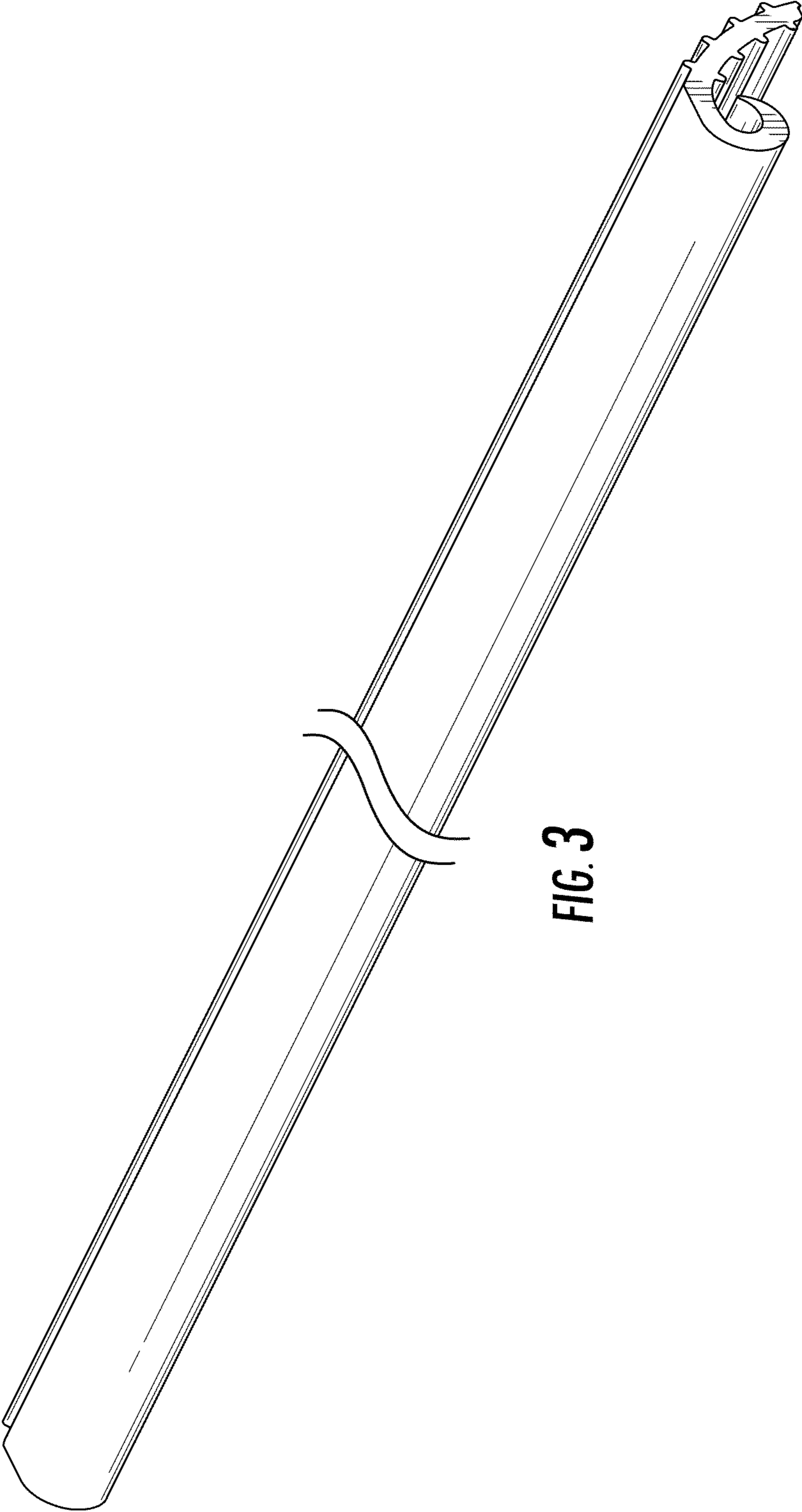


FIG. 3

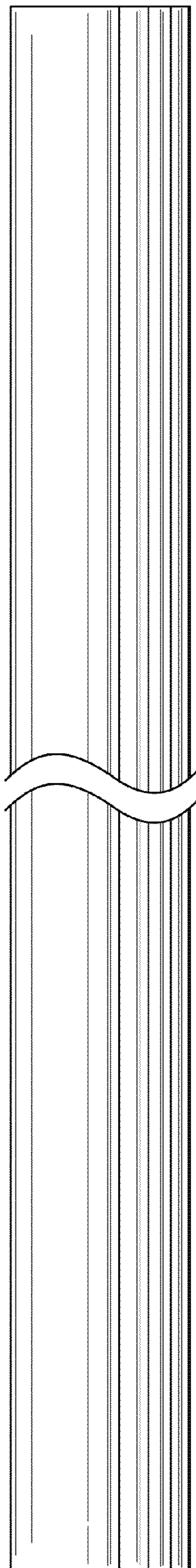


FIG. 4

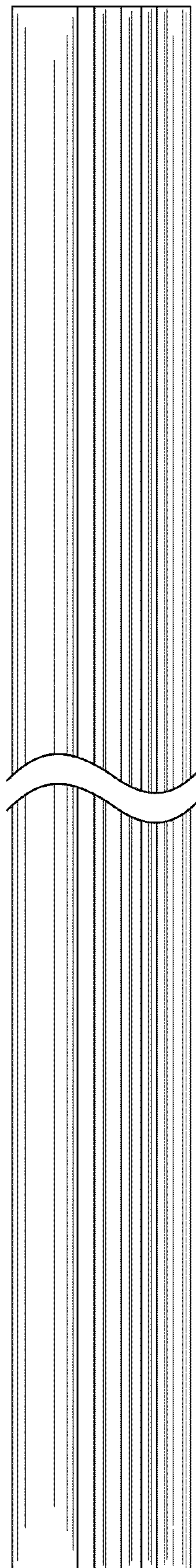


FIG. 5

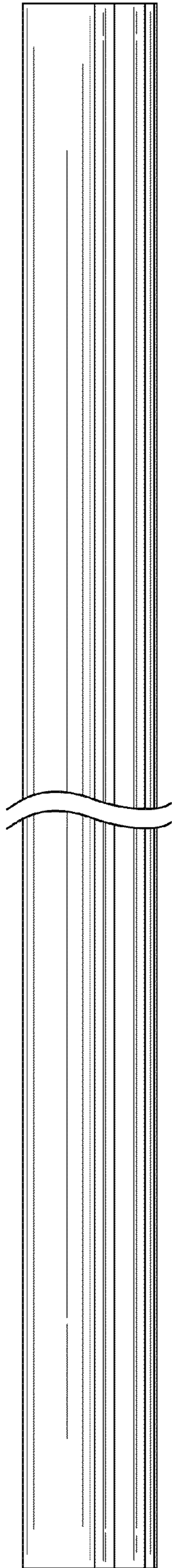


FIG. 6

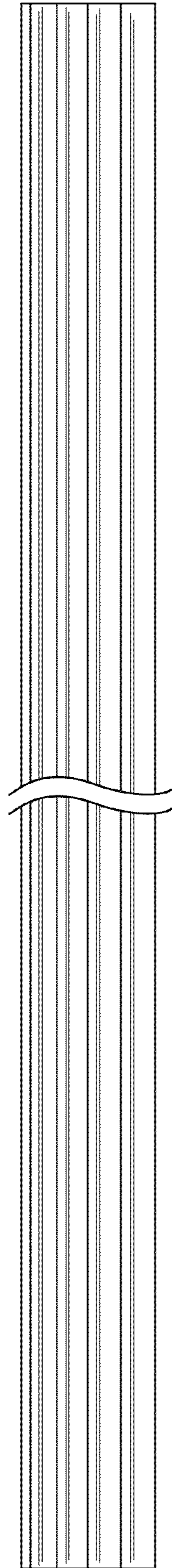


FIG. 7

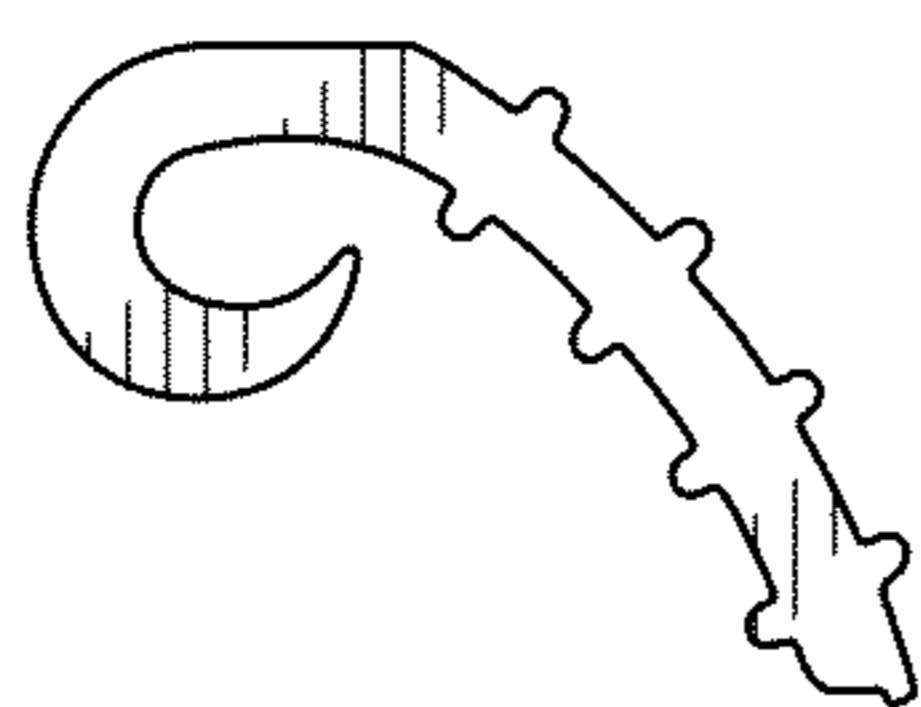


FIG. 8

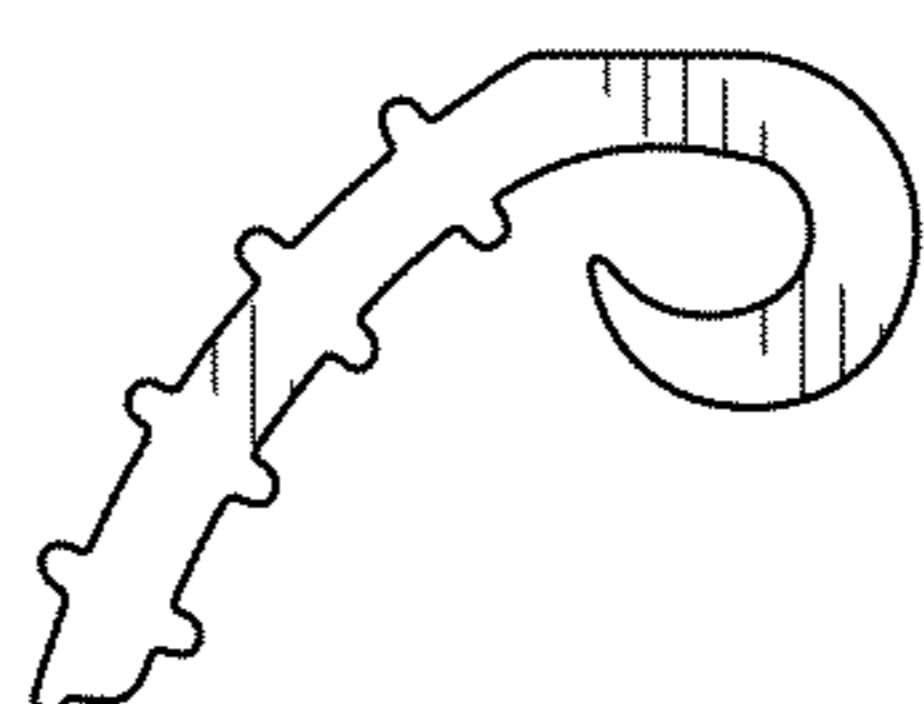


FIG. 9

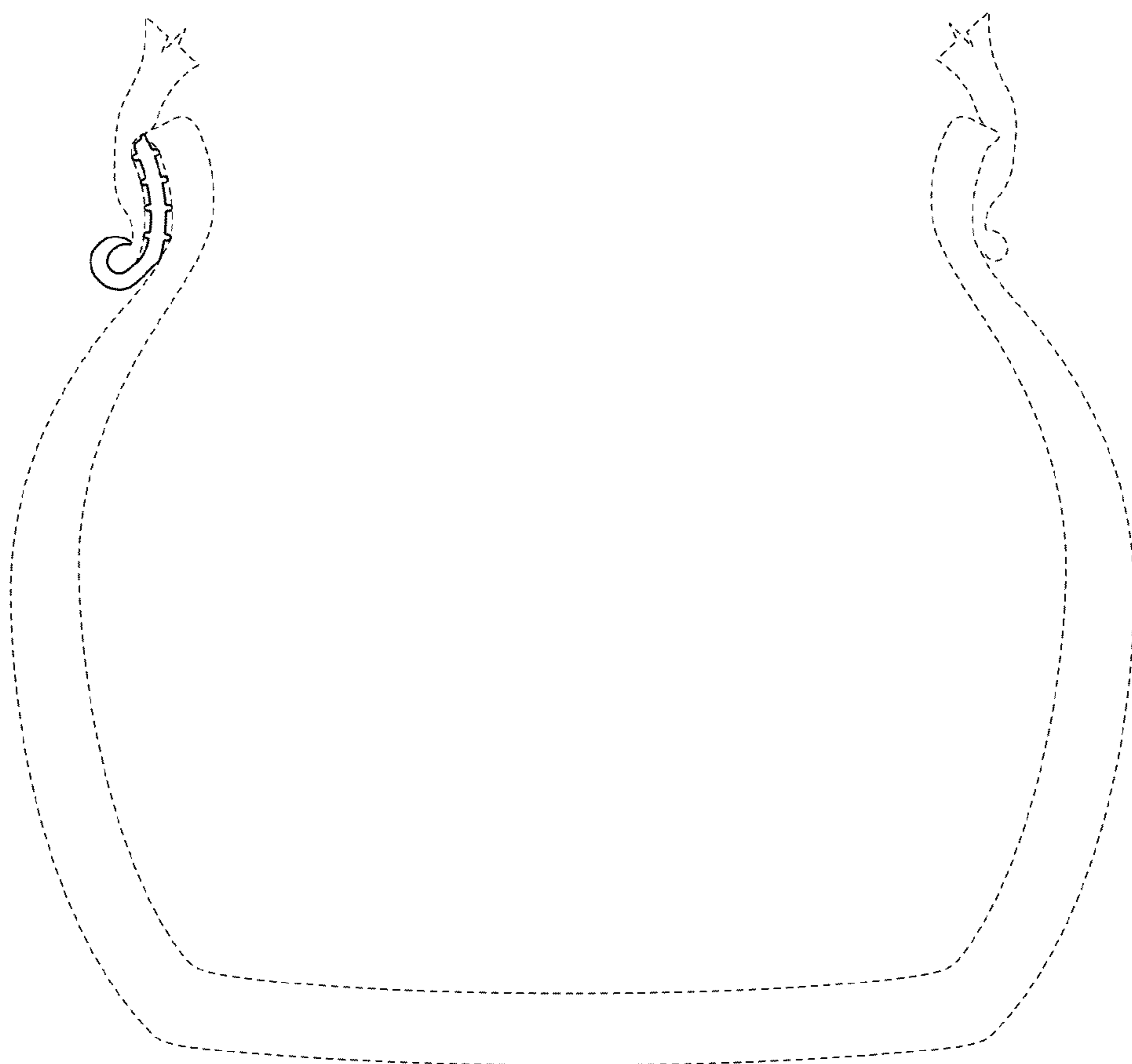


FIG. 10