



US00D745446S

(12) **United States Design Patent**  
**Takahashi et al.**

(10) **Patent No.:** **US D745,446 S**

(45) **Date of Patent:** **\*\* Dec. 15, 2015**

(54) **BUMPER FOR MOTOR VEHICLE**

(56) **References Cited**

(71) Applicant: **MAZDA MOTOR CORPORATION**,  
Hiroshima (JP)

U.S. PATENT DOCUMENTS

(72) Inventors: **Kousuke Takahashi**, Hiroshima (JP);  
**Yasutake Tsuchida**, Hiroshima (JP);  
**Kota Akagawa**, Hiroshima (JP);  
**Masashi Aikawa**, Hiroshima (JP);  
**Kazuya Hamada**, Hiroshima (JP)

D711,792 S \* 8/2014 Tsuchida et al. .... D12/169  
D721,305 S \* 1/2015 George et al. .... D12/169  
D721,624 S \* 1/2015 George et al. .... D12/169

\* cited by examiner

(73) Assignee: **Mazda Motor Corporation**, Hiroshima  
(JP)

*Primary Examiner* — Melody N Brown

(\*\*) Term: **14 Years**

(74) *Attorney, Agent, or Firm* — Studebaker & Brackett PC

(21) Appl. No.: **29/503,284**

(57) **CLAIM**

The ornamental design for a bumper for motor vehicle, as shown and described.

(22) Filed: **Sep. 24, 2014**

**DESCRIPTION**

(51) **LOC (10) Cl.** ..... **12-16**

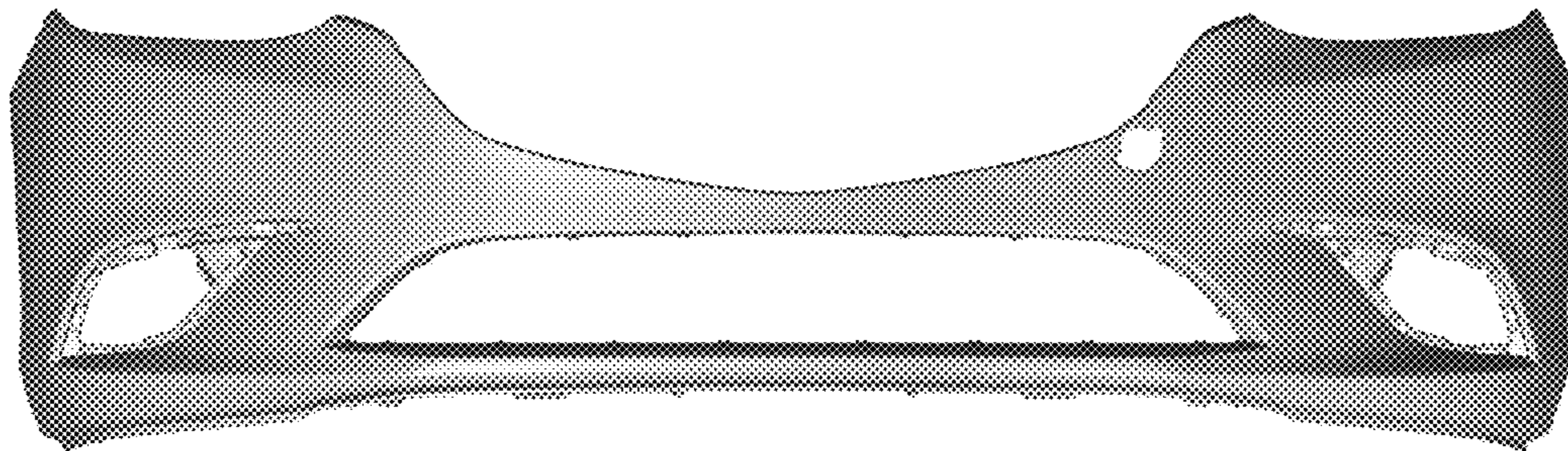
(52) **U.S. Cl.**  
USPC ..... **D12/169**

(58) **Field of Classification Search**  
USPC ..... D12/169, 216, 90-92, 86, 171, 196,  
D12/163; 293/102, 113, 115, 117, 120;  
296/180.1, 180.2

FIG. 1 is a perspective view of a bumper for motor vehicle;  
FIG. 2 is a front view thereof;  
FIG. 3 is a rear view thereof;  
FIG. 4 is a left side view thereof;  
FIG. 5 is a right side view thereof;  
FIG. 6 is a top view thereof; and,  
FIG. 7 is a bottom view thereof.

CPC . B60R 19/52; B60R 2019/25; B62D 25/0845  
See application file for complete search history.

**1 Claim, 4 Drawing Sheets**






FIG. 1

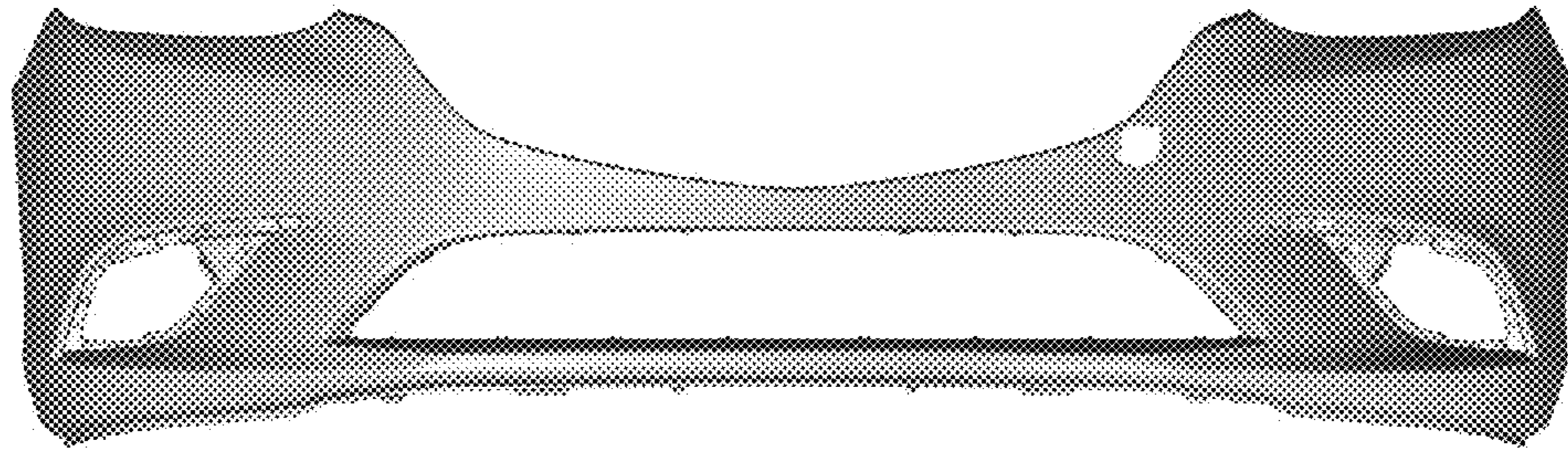


FIG. 2

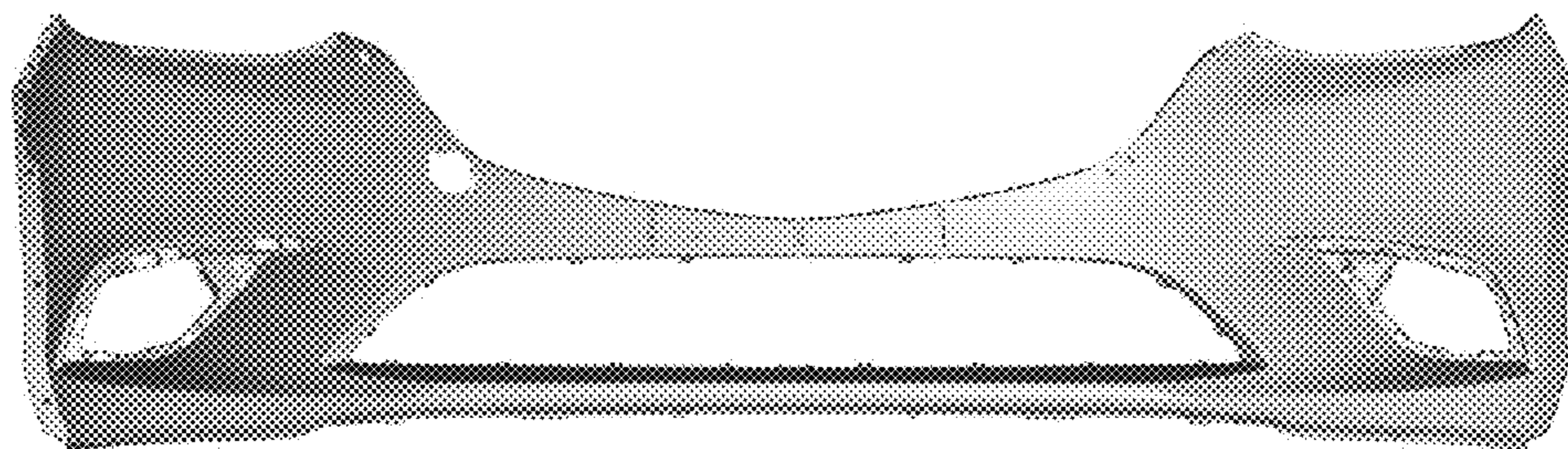


FIG. 3

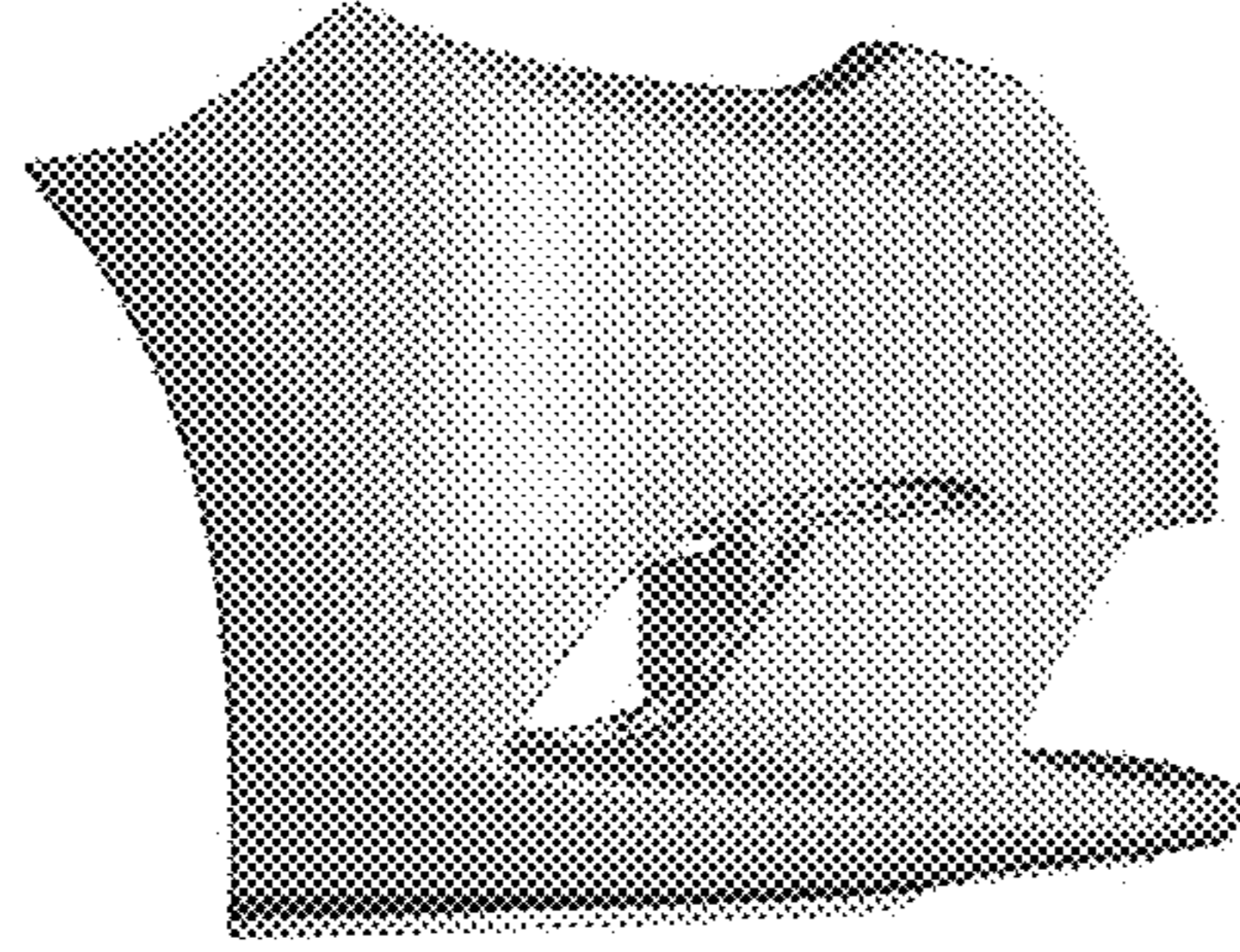


FIG.4

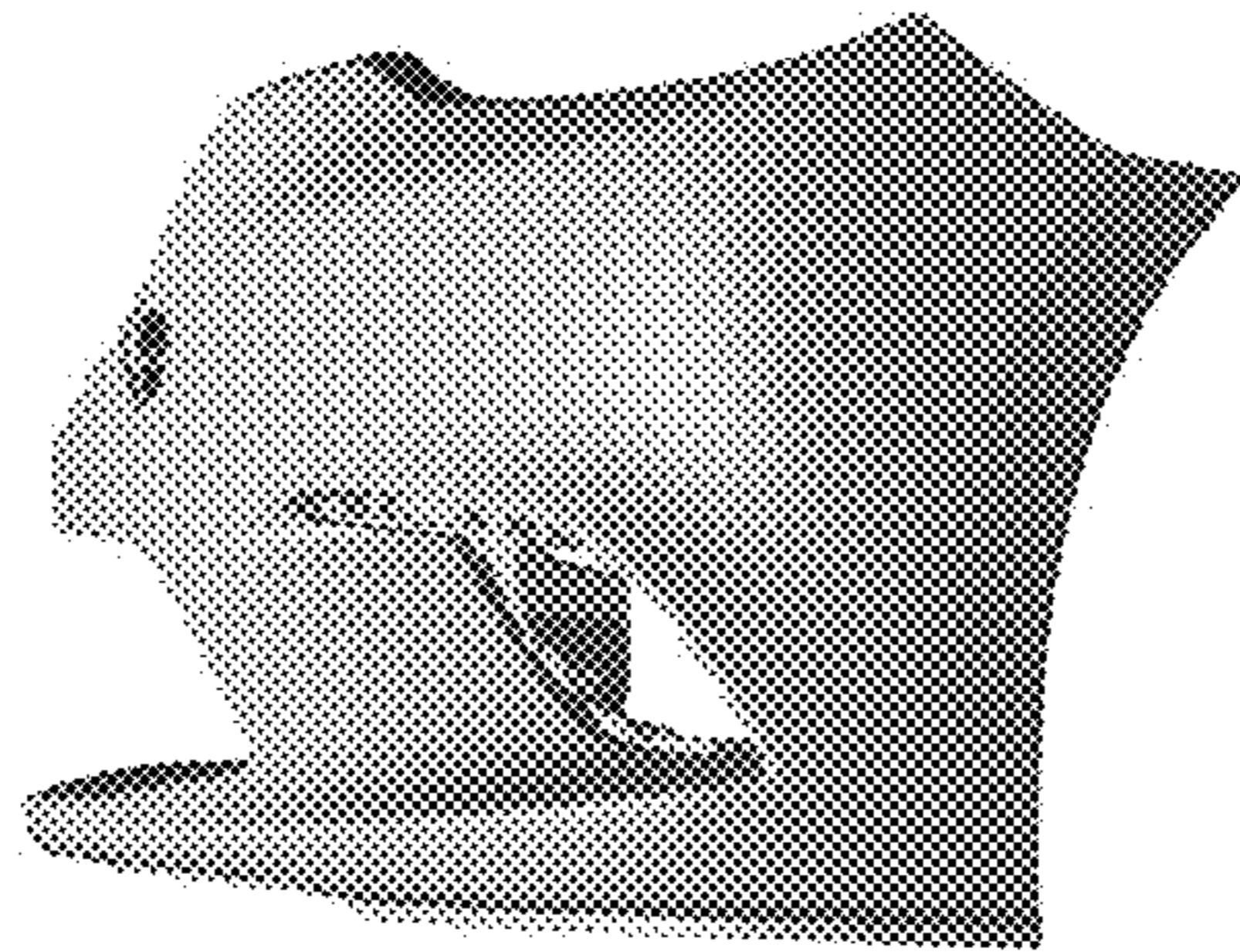


FIG.5



FIG. 6

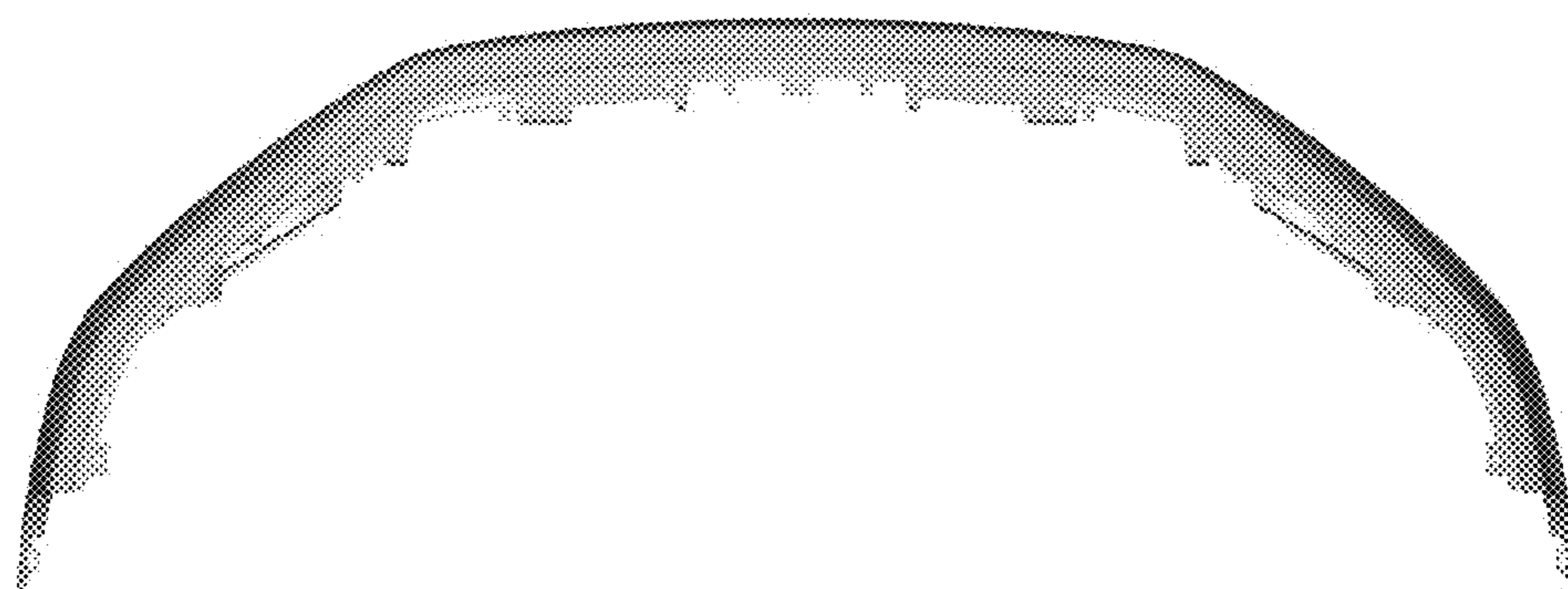


FIG. 7