



US00D745437S

(12) **United States Design Patent**
Goepfel et al.

(10) **Patent No.:** **US D745,437 S**
(45) **Date of Patent:** **** Dec. 15, 2015**

(54) **VEHICLE, TOY, AND/OR REPLICAS THEREOF**

(71) Applicant: **Bayerische Motoren Werke Aktiengesellschaft, Munich (DE)**

(72) Inventors: **Stefan Goepfel, Munich (DE); Alexander Schneider, Munich (DE)**

(73) Assignee: **Bayerische Motoren Werke Aktiengesellschaft, Munich (DE)**

(**) Term: **14 Years**

(21) Appl. No.: **29/497,495**

(22) Filed: **Jul. 25, 2014**

(30) **Foreign Application Priority Data**

Jan. 28, 2014 (DE) 40 2014 100 066

(51) **LOC (10) Cl.** **12-08**

(52) **U.S. Cl.**
USPC **D12/92**

(58) **Field of Classification Search**
USPC D12/86, 90-92; D21/421, 433, 434; 296/181.1, 181.5
CPC B62D 35/00; B62D 25/00; B62D 25/06; B62D 33/00
See application file for complete search history.

(56) **References Cited**

U.S. PATENT DOCUMENTS

D396,432 S * 7/1998 Syring D12/91
D478,533 S * 8/2003 Nicholas et al. D12/91
D490,019 S * 5/2004 Sakae D12/91

D504,087 S * 4/2005 Hakamata et al. D12/91
D513,716 S * 1/2006 Acampora D12/91
D540,714 S 4/2007 Mueller-Stolz
D575,677 S 8/2008 Hildebrand et al.
D598,810 S * 8/2009 Jang D12/91
D605,084 S * 12/2009 Szavits D12/91
D626,455 S * 11/2010 Syring D12/92
D633,571 S * 3/2011 Schneider D12/91
D670,607 S * 11/2012 Buckingham D12/92

FOREIGN PATENT DOCUMENTS

EM 000482419-0001 10/2006
EM 000775747-0001 4/2008
EM 002449447-0002 4/2014

* cited by examiner

Primary Examiner — Melody N Brown

(74) *Attorney, Agent, or Firm* — Crowell & Moring LLP

(57) **CLAIM**

The ornamental design for a vehicle, toy, and/or replicas thereof, as shown and described.

DESCRIPTION

This application contains subject matter related to the following U.S. design patent application:

Application Ser. No. 29/497,497, filed herewith and entitled "taillight for a vehicle".

FIG. 1 is a left, front perspective view of a vehicle, toy, and/or replicas thereof according to the design;

FIG. 2 is a left side view thereof;

FIG. 3 is a right side view thereof;

FIG. 4 is a left, rear perspective view thereof;

FIG. 5 is a front view thereof;

FIG. 6 is a rear view thereof; and,

FIG. 7 is a top view thereof.

1 Claim, 7 Drawing Sheets






Fig. 1




Fig. 2



Fig. 3



Fig. 4




Fig. 5



Fig. 6



Fig. 7