



US00D745427S

(12) **United States Design Patent**
Silvestri

(10) **Patent No.:** **US D745,427 S**

(45) **Date of Patent:** **** Dec. 15, 2015**

- (54) **RING**
- (71) Applicant: **Bulgari S.p.A.**, Rome (IT)
- (72) Inventor: **Lucia Silvestri**, Rome (IT)
- (73) Assignee: **BULGARI S.P.A.**, Rome (IT)
- (**) Term: **14 Years**
- (21) Appl. No.: **29/497,777**
- (22) Filed: **Jul. 29, 2014**
- (51) **LOC (10) Cl.** **11-01**
- (52) **U.S. Cl.**
USPC **D11/39**
- (58) **Field of Classification Search**
USPC D11/2, 26-39, 1, 91, 92; 63/15,
63/15.1-15.4, 15.45, 15.5, 15.6, 15.7
See application file for complete search history.

- D637,100 S * 5/2011 Hayek et al. D11/3
- D702,584 S * 4/2014 Cipolla D11/4
- D715,676 S * 10/2014 Hoover D11/3

OTHER PUBLICATIONS

- [Online] http://images.cdn.bigcartel.com/bigcartel/product_images/139210858/max_h-1000+max_w-1000/Untitled-69.jpg. Retrieved Mar. 6, 2015.*
- [Online] <https://s-media-cache-ak0.pinimg.com/474x/dc/66/fa/dc66fa6df044def7b87426707ad7393d.jpg>. Retrieved Mar. 6, 2015.*
- [Online] <http://www.gogogojewelry.com/images/cache/200x200/jeejewelry.com/product/201305/EhRF2uTfKtXCe0MwpbC1YJrwBn8UbqOy.jpg>. Retrieved Mar. 6, 2015.*

* cited by examiner

Primary Examiner — Garth Rademaker
Assistant Examiner — Melanie Pellegrini
(74) *Attorney, Agent, or Firm* — Foley Hoag, LLP

(57) **CLAIM**
The ornamental design for a ring, as shown and described.

(56) **References Cited**

U.S. PATENT DOCUMENTS

- D141,170 S * 5/1945 Braunstein D11/12
- 2,518,163 A * 8/1950 Megar 63/4
- D255,436 S * 6/1980 Bogner et al. D11/38
- D304,430 S * 11/1989 Bulgari D11/6
- D312,593 S * 12/1990 Bulgari D11/4
- D320,572 S * 10/1991 Bulgari D11/16
- D327,439 S * 6/1992 Bulgari D10/32
- D404,679 S * 1/1999 Bulgari D11/23
- D405,383 S * 2/1999 Dickhaut D11/26
- D407,343 S * 3/1999 Dickhaut D11/26
- D442,876 S * 5/2001 Ventrella D11/4
- D459,674 S * 7/2002 Razza D11/39

DESCRIPTION

FIG. 1 is a front perspective view of a ring showing my new design.
FIG. 2 is a front view thereof.
FIG. 3 is a right side view thereof.
FIG. 4 is a left side view thereof.
FIG. 5 is a rear view thereof.
FIG. 6 is a bottom view thereof; and,
FIG. 7 is a top view thereof.

1 Claim, 7 Drawing Sheets

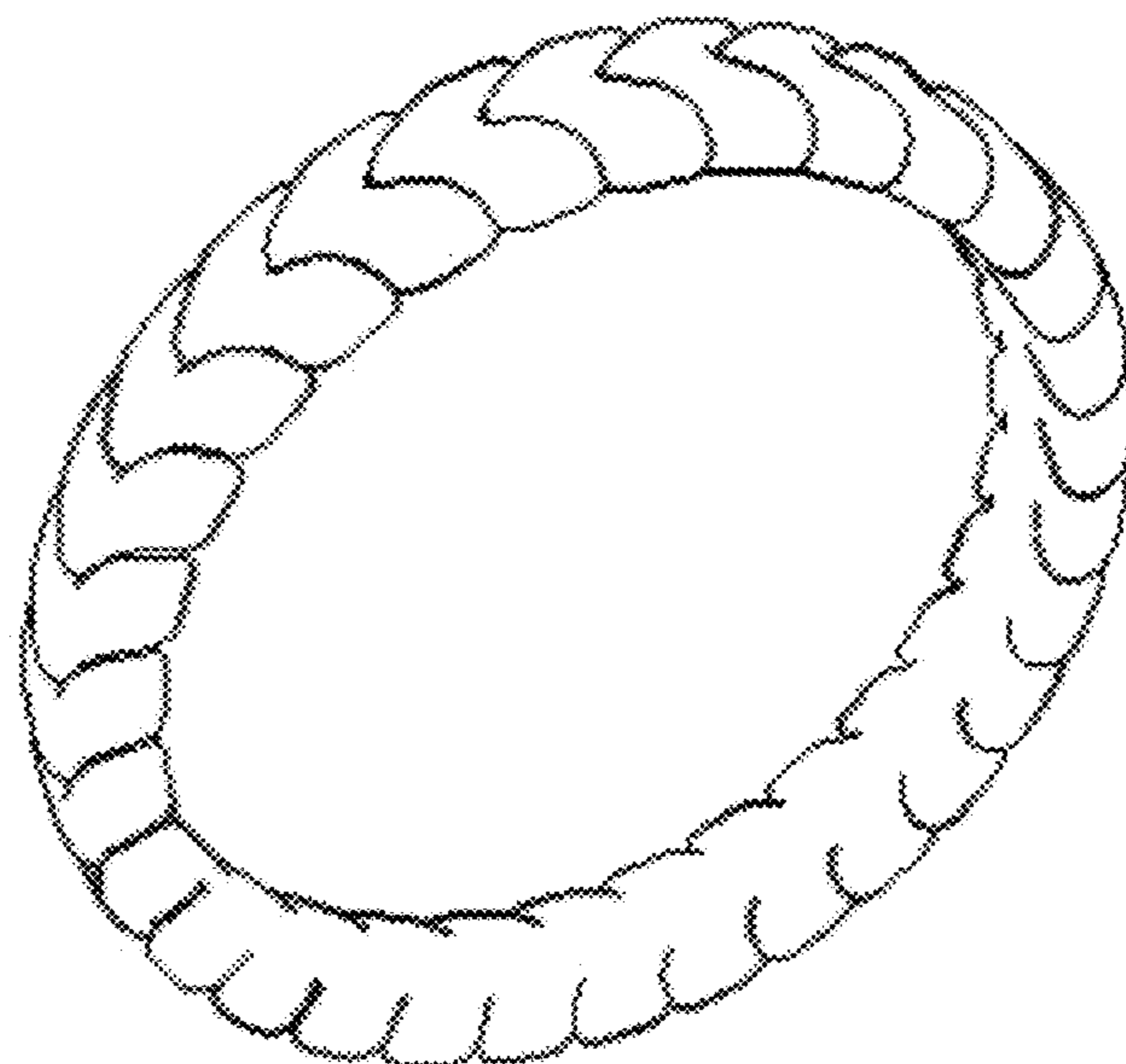


FIG. 1

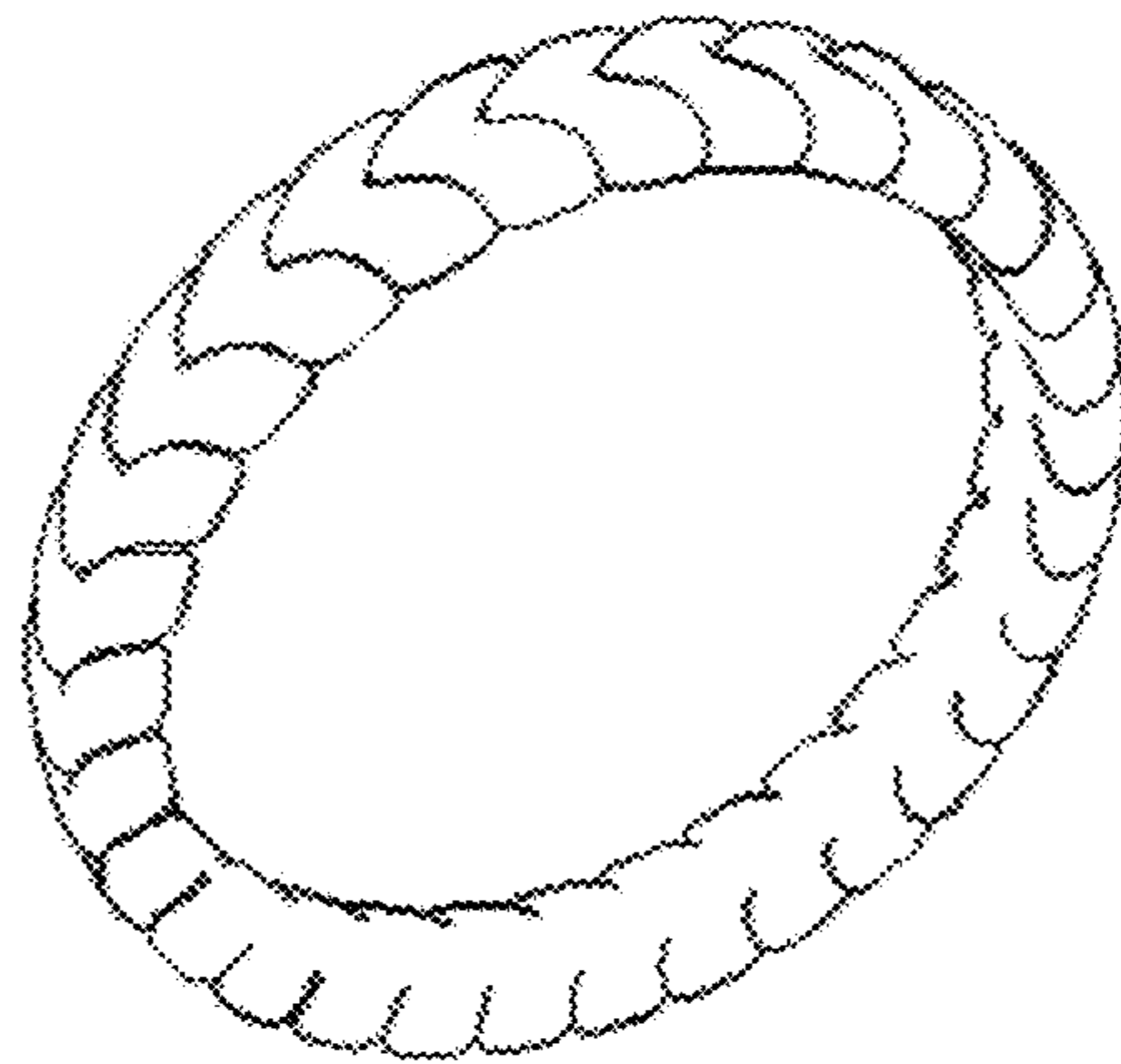


FIG. 2

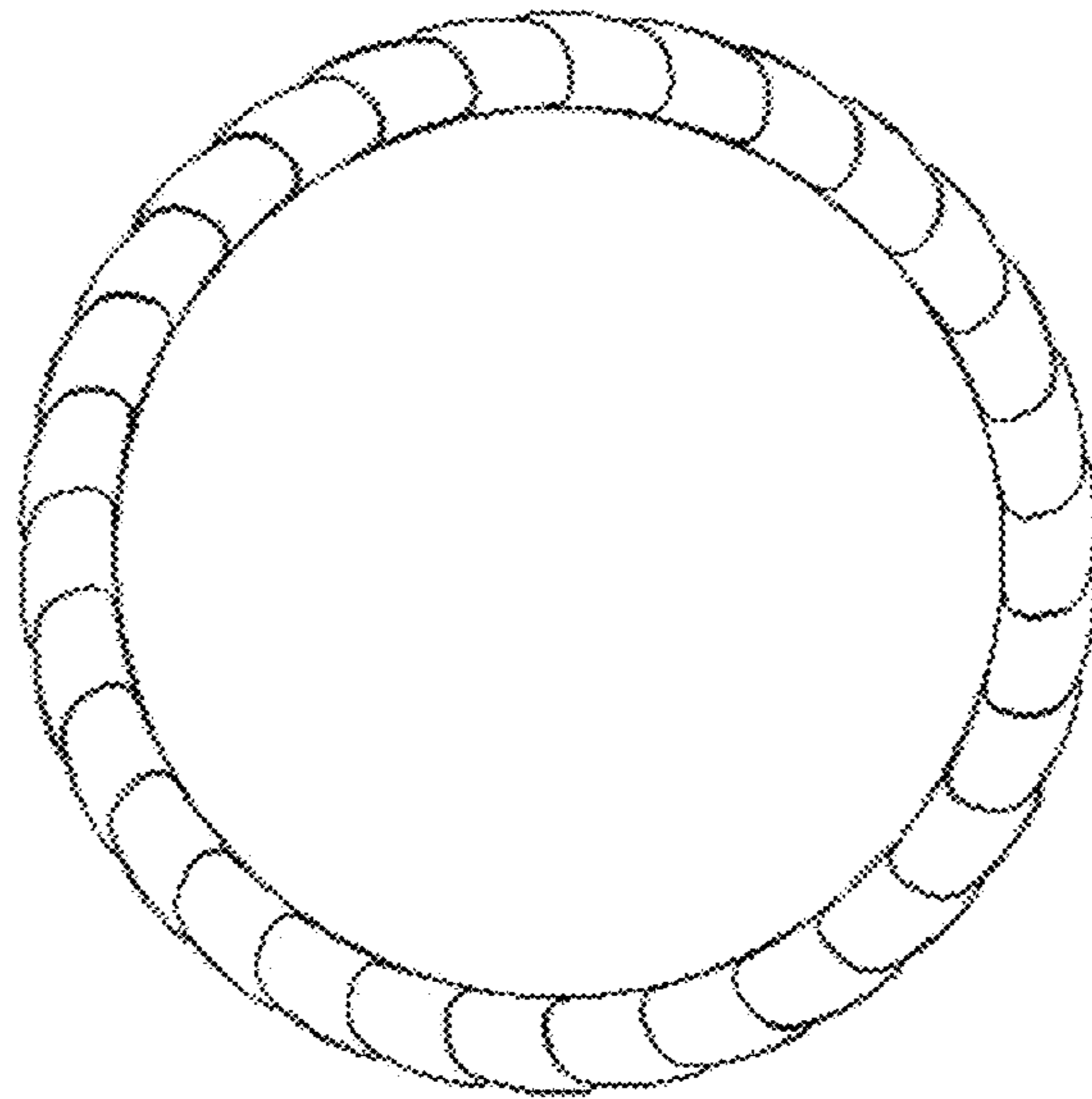


FIG. 3




FIG. 4



FIG. 5

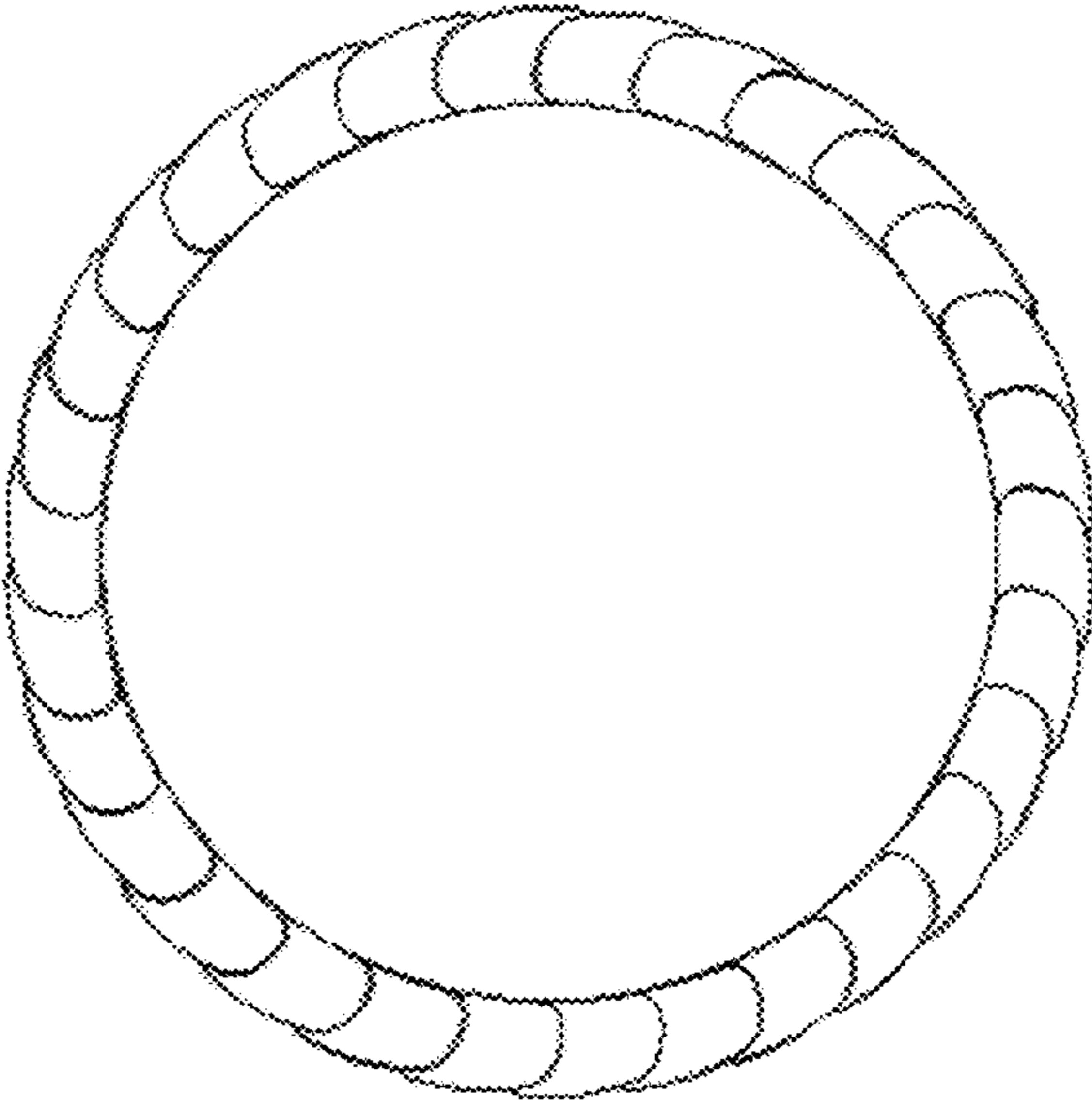


FIG. 6



FIG. 7

