

US00D745384S

(12) **United States Design Patent**  
**Park et al.**

(10) **Patent No.:** **US D745,384 S**  
(45) **Date of Patent:** **\*\* Dec. 15, 2015**

(54) **BOX FOR WASHING MACHINE**  
(71) Applicant: **SAMSUNG ELECTRONICS CO., LTD.**, Suwon-si (KR)  
(72) Inventors: **Jae Ryong Park**, Hwasung Si (KR); **Hyeungwook Park**, Hwasung-si (KR); **Jae Cheol Lee**, Hwasung-si (KR); **Min Young Son**, Seoul (KR); **Tae Sik Kim**, Seoul (KR); **JinHyuk Kim**, Namyangju-si (KR); **Jihong Kim**, Hwaseong-si (KR)

D328,375 S \* 7/1992 Levine ..... D34/7  
D356,253 S \* 3/1995 Bacchetti et al. .... D9/418  
6,266,972 B1 \* 7/2001 Bostic ..... 62/371  
D477,217 S \* 7/2003 Riedi ..... D9/418  
D502,647 S \* 3/2005 McAlpine et al. .... D3/296  
6,938,818 B2 \* 9/2005 Moorman et al. .... 229/122  
D515,415 S \* 2/2006 Maddock et al. .... D9/432  
7,481,354 B2 \* 1/2009 Kawagoe et al. .... 229/117.01  
D608,634 S \* 1/2010 Riedi ..... D9/432  
D621,704 S \* 8/2010 Lymn et al. .... D9/432  
D712,704 S \* 9/2014 Gardner ..... D7/605  
D724,178 S \* 3/2015 Jenkins ..... D23/206  
2002/0130167 A1 \* 9/2002 Riedi ..... 229/120

\* cited by examiner

(73) Assignee: **SAMSUNG ELECTRONICS CO., LTD.** (KR)

*Primary Examiner* — Holly Baynham  
*Assistant Examiner* — Rhea Shields

(\*\*) Term: **14 Years**

(74) *Attorney, Agent, or Firm* — Cantor Colburn LLP

(21) Appl. No.: **29/469,395**

(57) **CLAIM**

(22) Filed: **Oct. 9, 2013**

We claim, the ornamental design for a box for washing machine, as shown and described.

(30) **Foreign Application Priority Data**

**DESCRIPTION**

Apr. 10, 2013 (KR) ..... 30-2013-0018679

(51) **LOC (10) Cl.** ..... **09-03**

(52) **U.S. Cl.**  
USPC ..... **D9/414**

(58) **Field of Classification Search**  
USPC ..... D9/414, 415, 418, 432; 229/120, 185, 229/126, 157, 122, 117.01; D34/7; 62/371; D3/296; D7/605; D23/206  
CPC .. F25D 2331/804; B65D 5/4295; B65D 5/16; B65D 5/36; B65D 5/02; B65D 5/10  
See application file for complete search history.

FIG. 1 is the front perspective view of a box for washing machine showing our new design;  
FIG. 2 is a front view thereof;  
FIG. 3 is a rear view thereof;  
FIG. 4 is a left-side view thereof;  
FIG. 5 is a right-side view thereof;  
FIG. 6 is a top plan view thereof;  
FIG. 7 is a bottom plan view thereof; and,  
FIG. 8 is a cross sectional view as taken along line 8 of FIG. 6.

(56) **References Cited**

**U.S. PATENT DOCUMENTS**

3,670,949 A \* 6/1972 Galanes ..... 229/120  
4,279,379 A \* 7/1981 Lohrbach et al. .... 229/185  
4,304,353 A \* 12/1981 Stollberg ..... 229/126  
5,104,035 A \* 4/1992 Rosenbaum, II ..... 229/157

The surface treatment of the box for washing machine shown in the figures forms no part of the claimed design, a box for washing machine according to the claimed design may have any surface treatment.

The broken lines illustrating portions of the box for washing machine are for environmental purposes only and form no part of the claimed design.

**1 Claim, 8 Drawing Sheets**

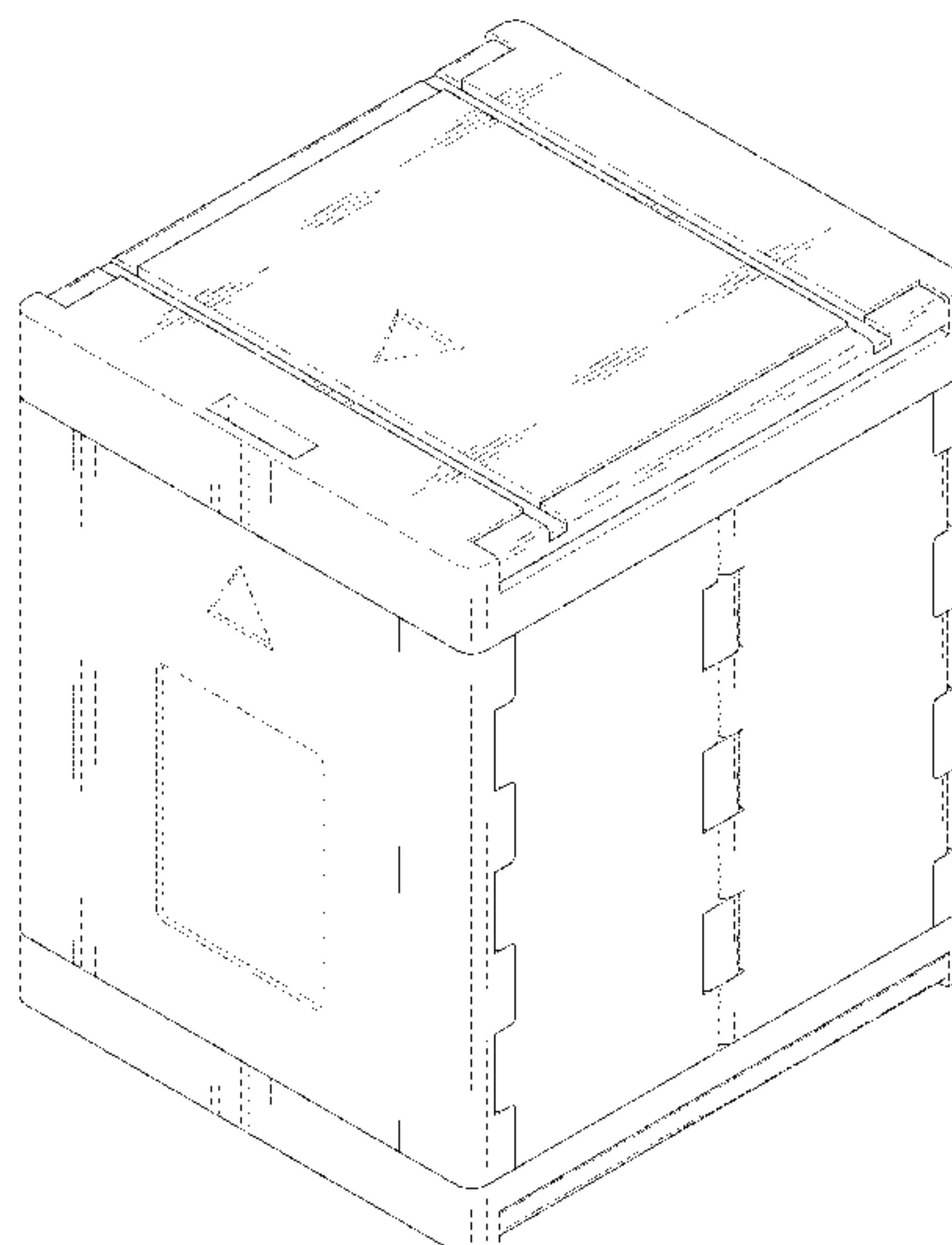


FIG. 1

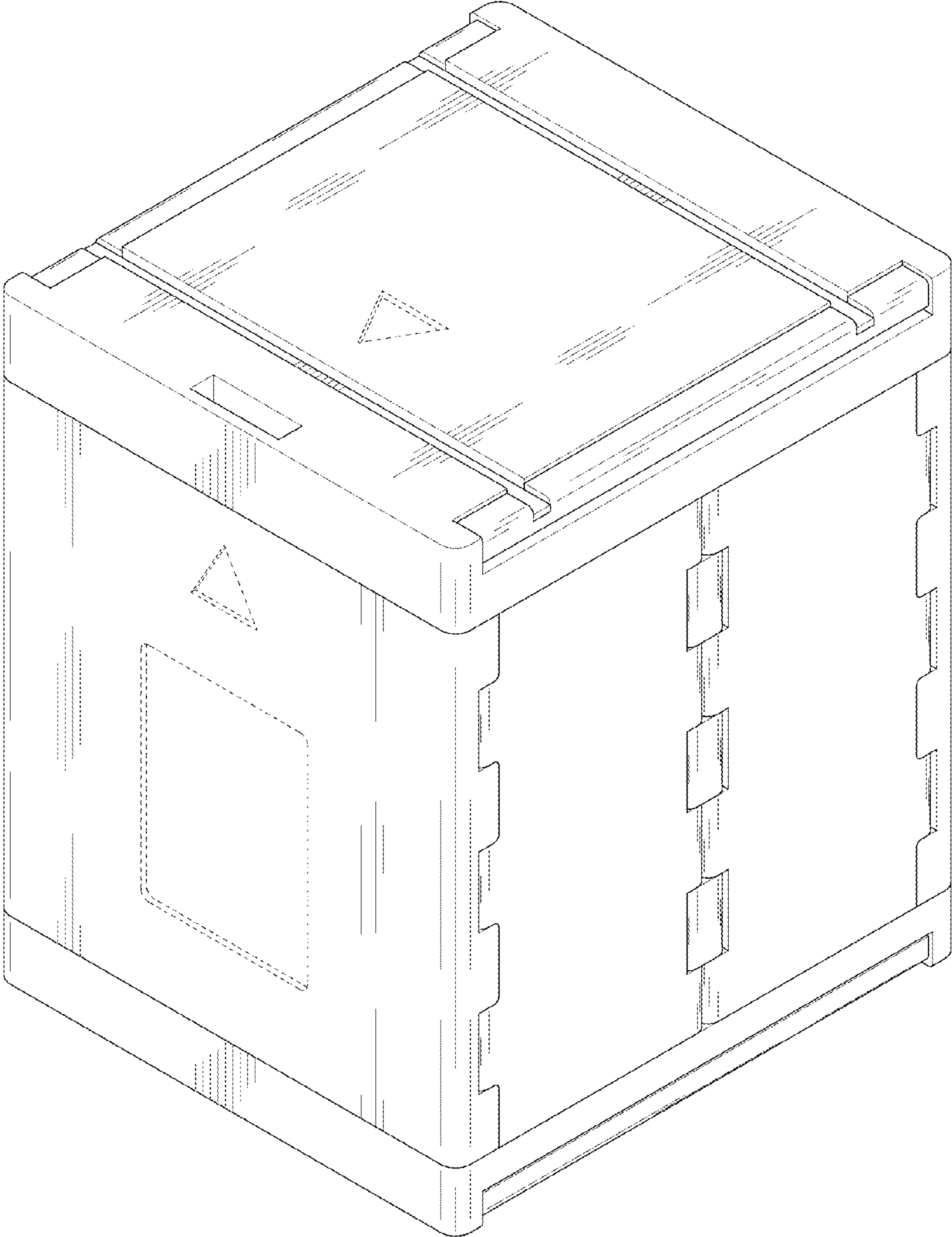


FIG. 2

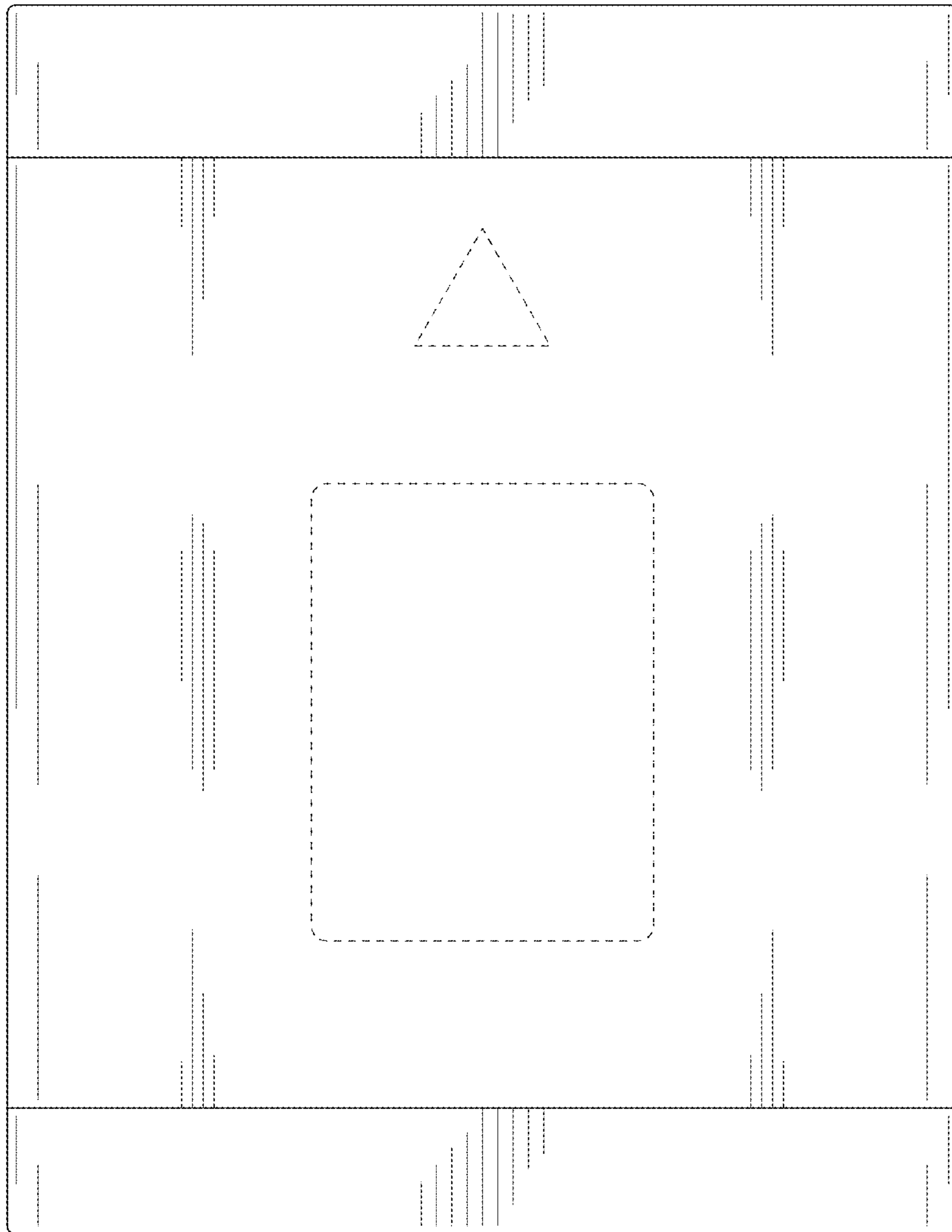


FIG. 3

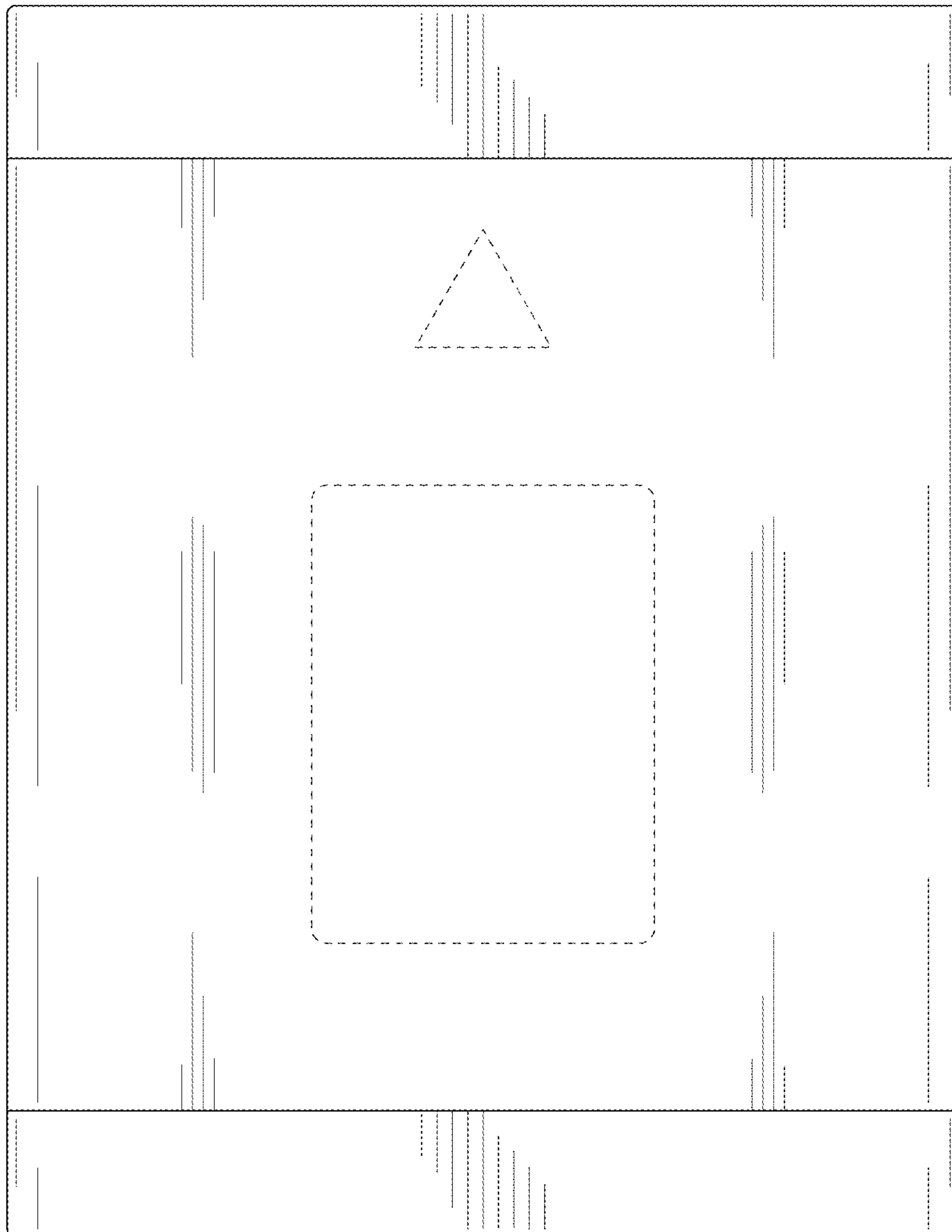


FIG. 4

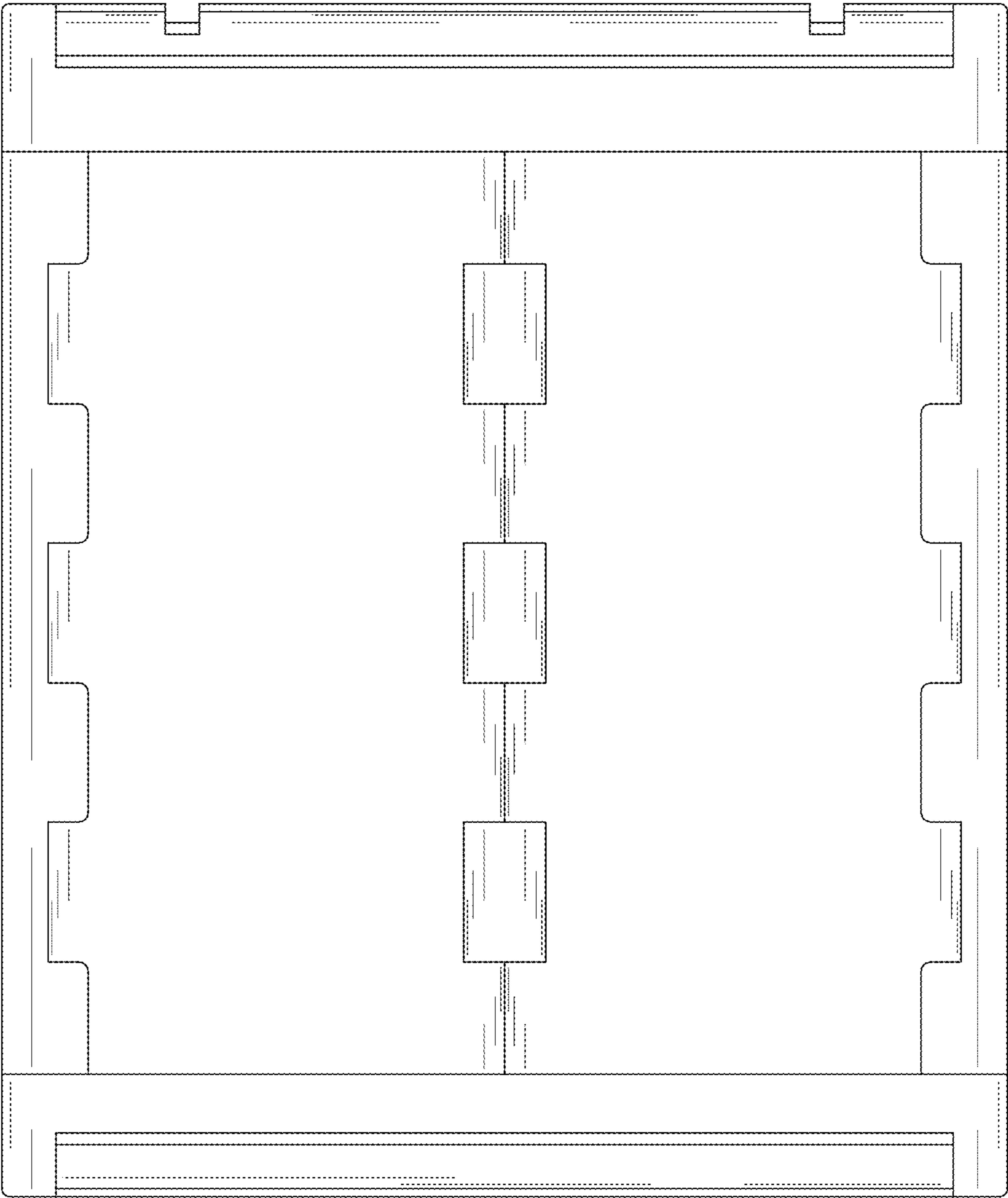


FIG. 5

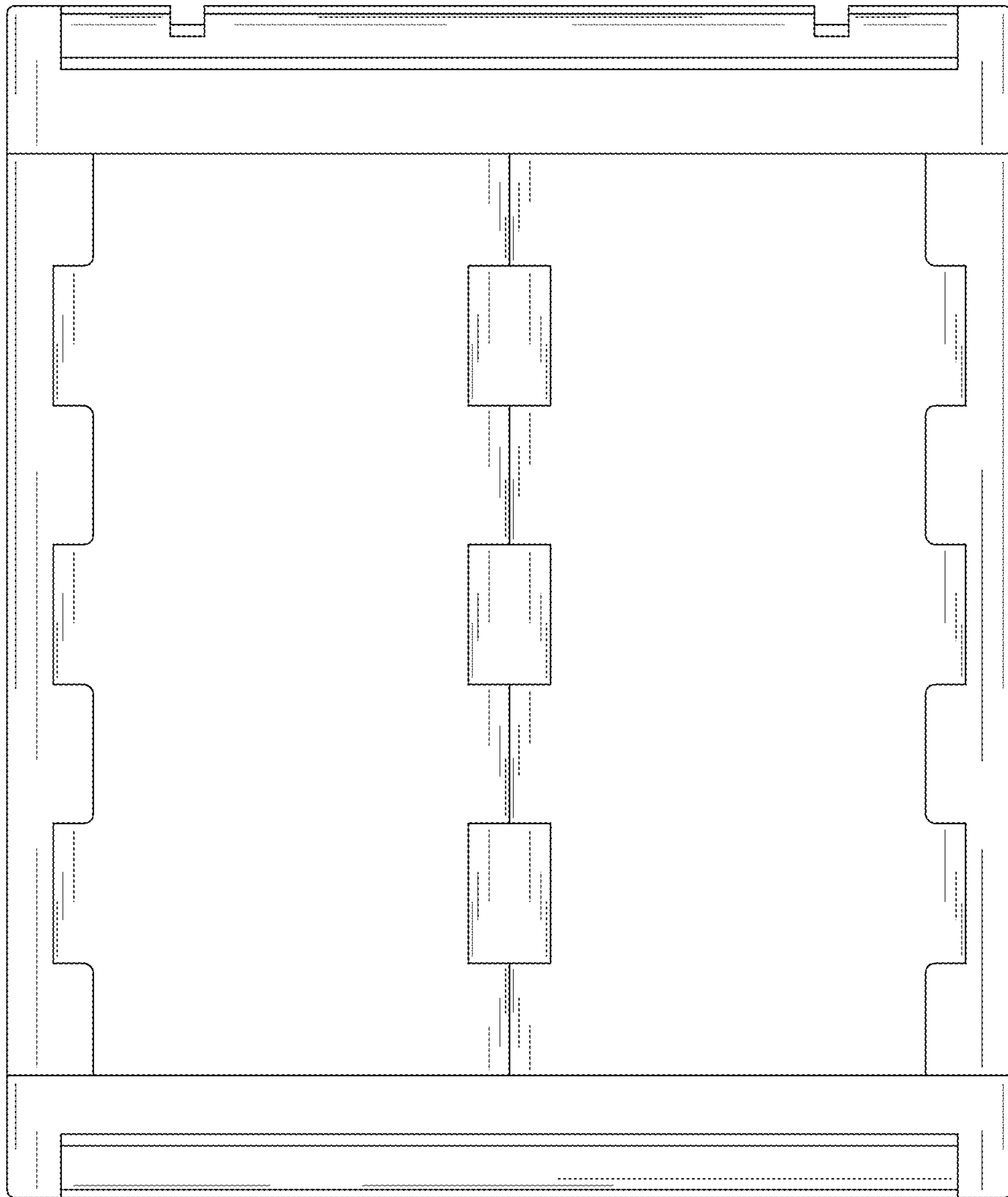




FIG. 6

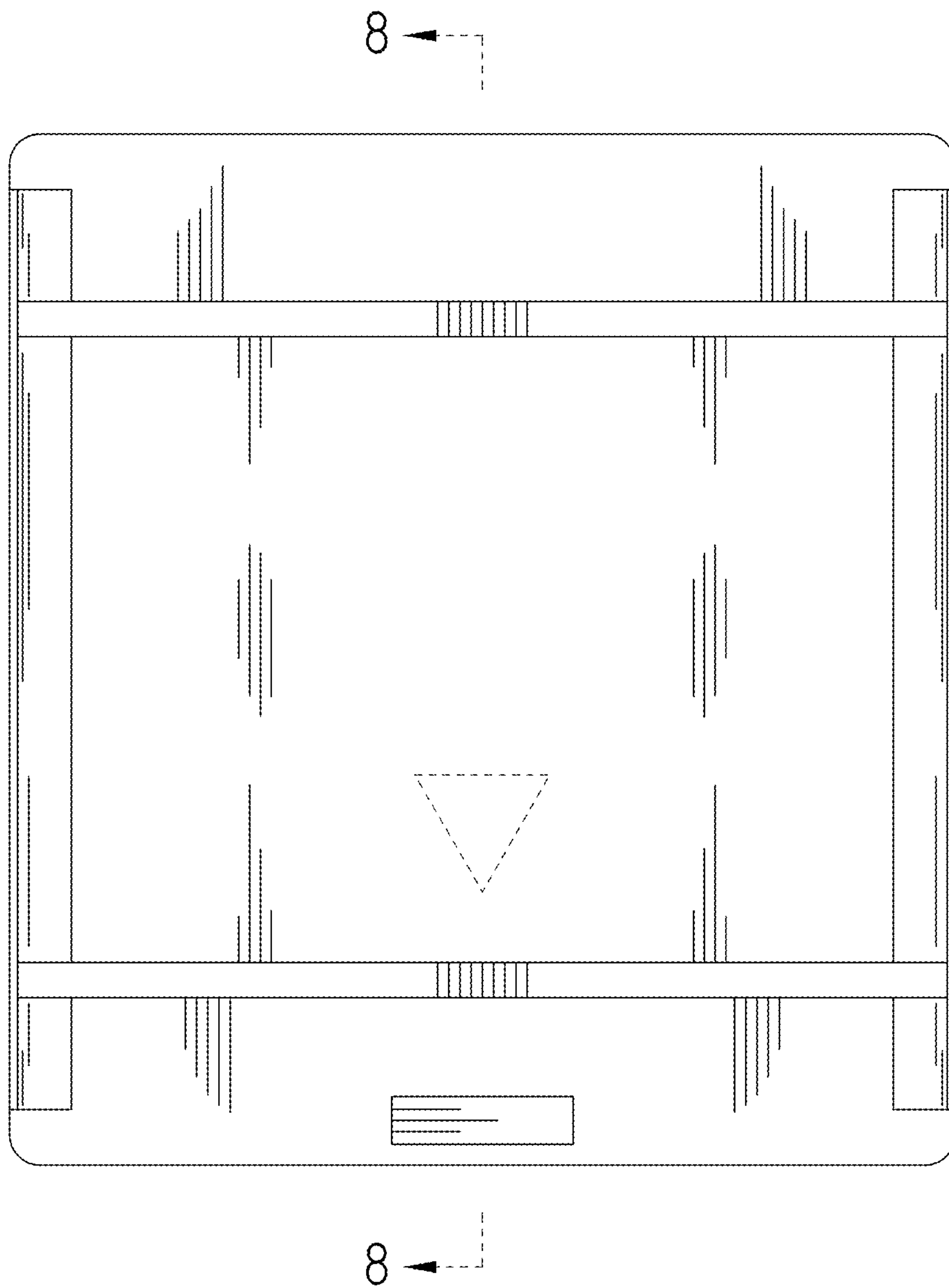


FIG. 7

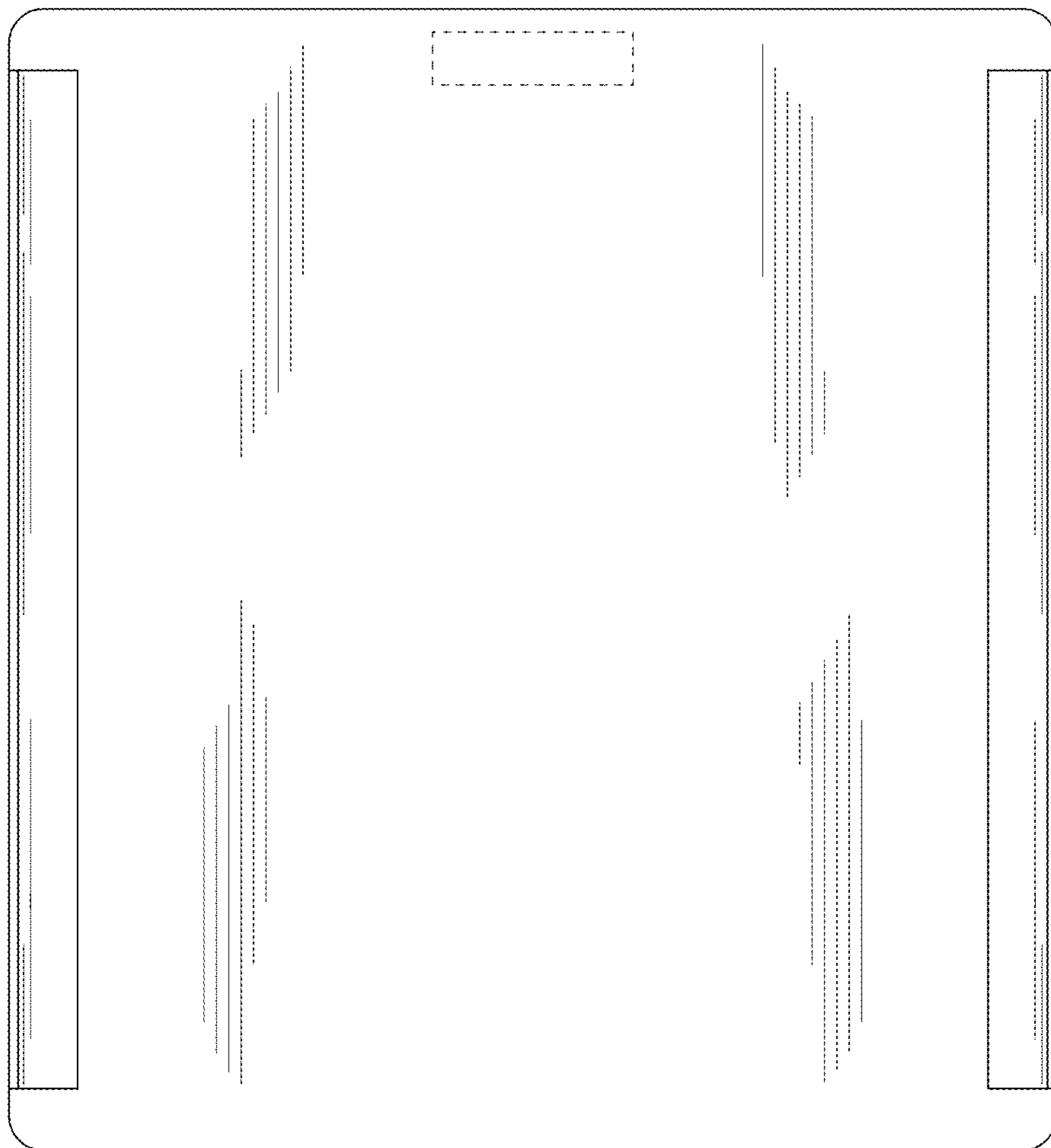




FIG. 8

