



US00D745372S

(12) **United States Design Patent**  
**Peterson**

(10) **Patent No.:** **US D745,372 S**  
(45) **Date of Patent:** **\*\* Dec. 15, 2015**

(54) **CROSSBAR ASSEMBLY FOR A CAMP CHAIR**

(71) Applicant: **Larry A. Peterson**, Gig Harbor, WA  
(US)

(72) Inventor: **Larry A. Peterson**, Gig Harbor, WA  
(US)

(73) Assignee: **Urban Outdoor Company, LLC**, Gig Harbor, WA (US)

(\*\*) Term: **14 Years**

(21) Appl. No.: **29/477,429**

(22) Filed: **Dec. 20, 2013**

(51) **LOC (10) Cl.** ..... **08-05**

(52) **U.S. Cl.**  
USPC ..... **D8/354; D7/716; D7/368**

(58) **Field of Classification Search**  
USPC ..... **D8/354; D7/368, 716**  
CPC ..... **A47C 4/00; A47F 5/00; A47G 29/00;**  
**A47G 97/00; A47G 29/08; B60K 37/04**  
See application file for complete search history.

(56) **References Cited**

**U.S. PATENT DOCUMENTS**

2,712,349	A	7/1955	Le Voir
D282,800	S	3/1986	Sorensen
4,605,261	A	8/1986	Lee
5,709,428	A	1/1998	Hughhins
D406,197	S	3/1999	Geier

D518,901	S	*	4/2006	Stackenwalt et al.	.....	D25/136
D583,083	S	*	12/2008	Stackenwalt et al.	.....	D25/136
8,205,934	B2		6/2012	Homans		
8,210,407	B2	*	7/2012	Sautter et al.	.....	224/315
8,317,256	B2	*	11/2012	Da Costa Pito et al.	..	296/193.02
8,424,896	B2	*	4/2013	Balcom et al.	.....	280/304.1
8,454,084	B2		6/2013	Lah		

\* cited by examiner

*Primary Examiner* — Holly Baynham

(74) *Attorney, Agent, or Firm* — Christensen O'Connor Johnson Kindness PLLC

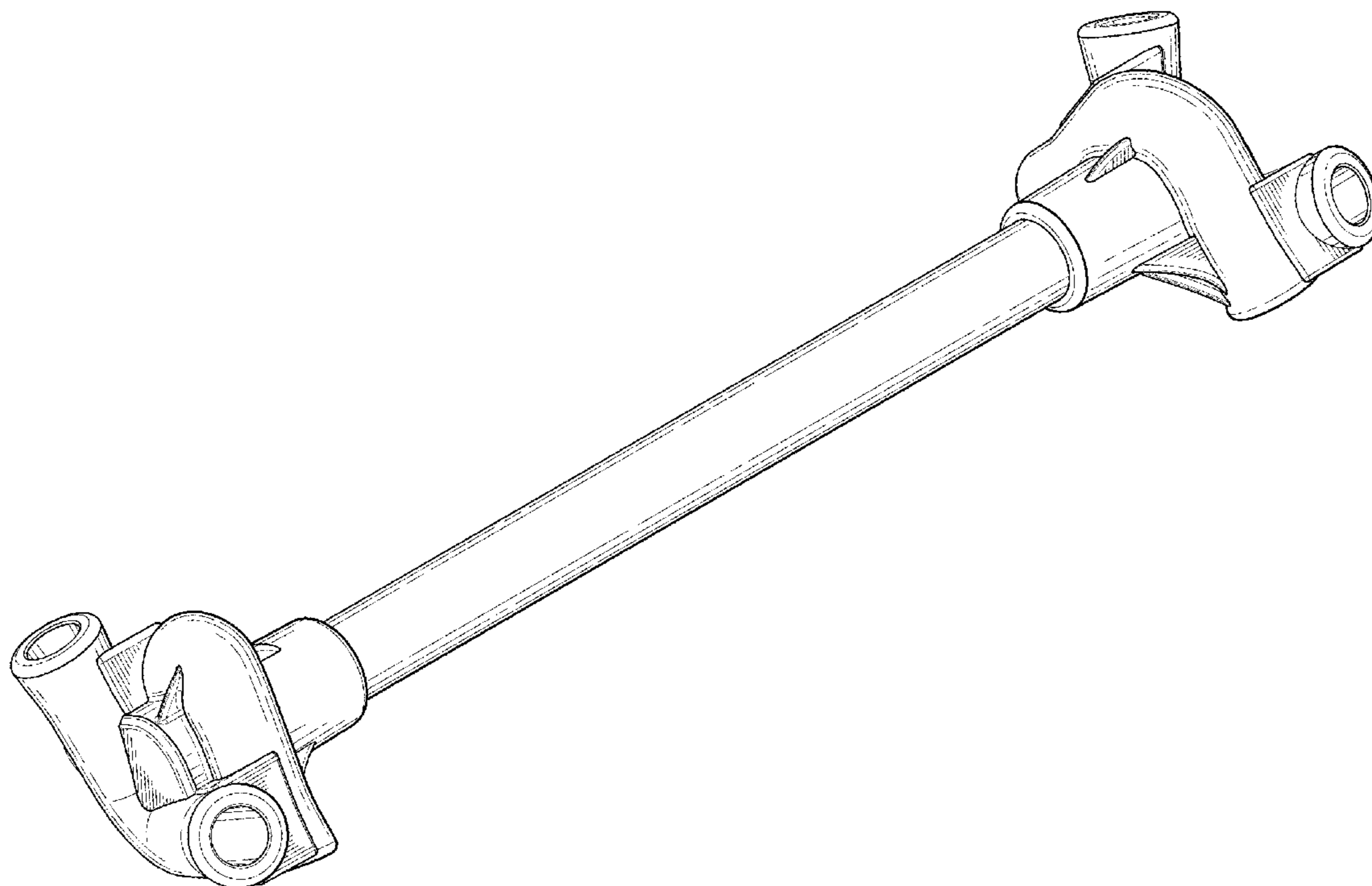
(57) **CLAIM**

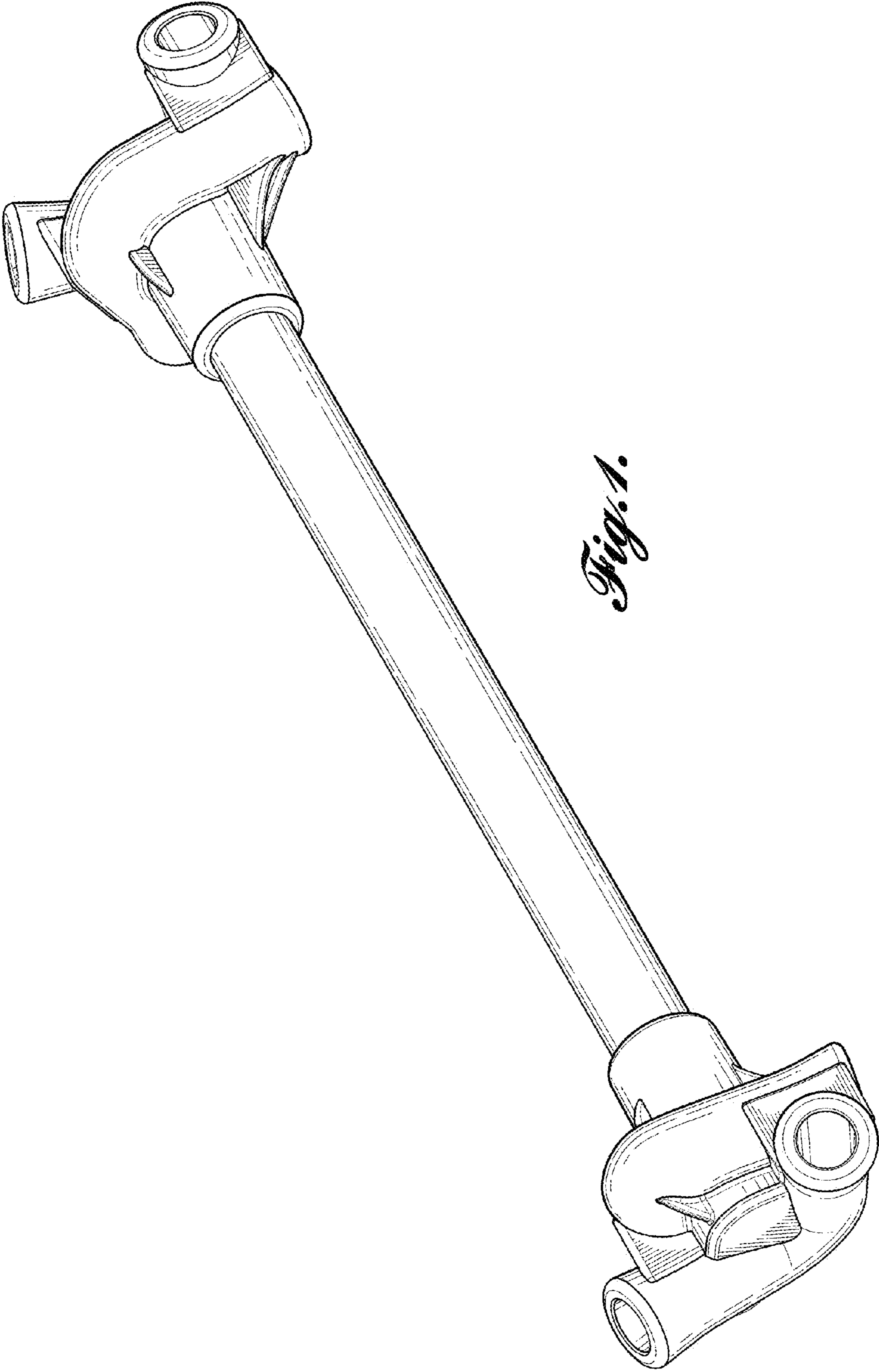
The ornamental design of a crossbar assembly for a camp chair, as shown and described.


**DESCRIPTION**

FIG. 1 is a perspective of a crossbar assembly for a camp chair in accordance with the present design;  
 FIG. 2 is a plan view of the crossbar assembly for a camp chair shown in FIG. 1;  
 FIG. 3 is a bottom view of the crossbar assembly for a camp chair shown in FIG. 1;  
 FIG. 4 is a front view of the crossbar assembly for a camp chair shown in FIG. 1;  
 FIG. 5 is a rear view of the crossbar assembly for a camp chair shown in FIG. 1;  
 FIG. 6 is a left side view of the crossbar assembly for a camp chair shown in FIG. 1; and,  
 FIG. 7 is a right side view of the crossbar assembly for a camp chair shown in FIG. 1.


**1 Claim, 3 Drawing Sheets**



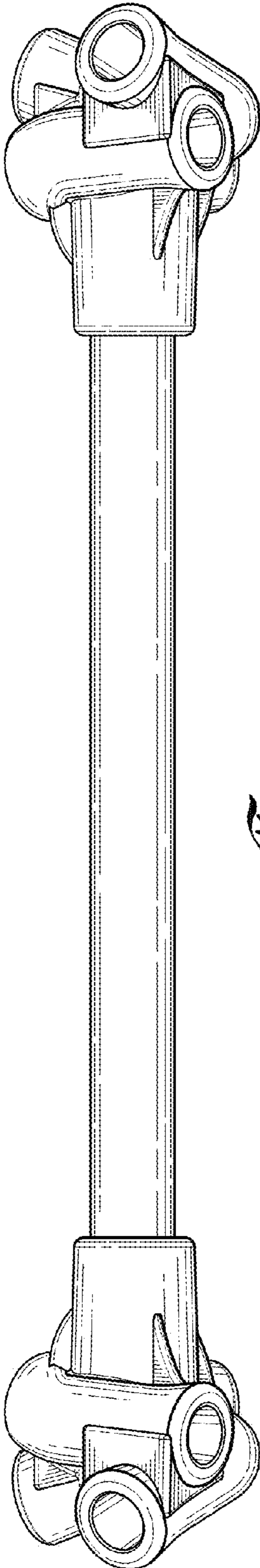




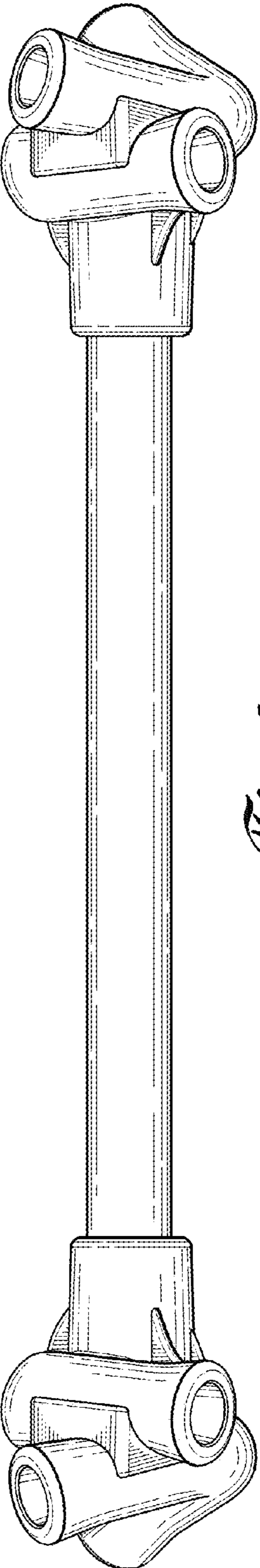
*Fig. 2.*



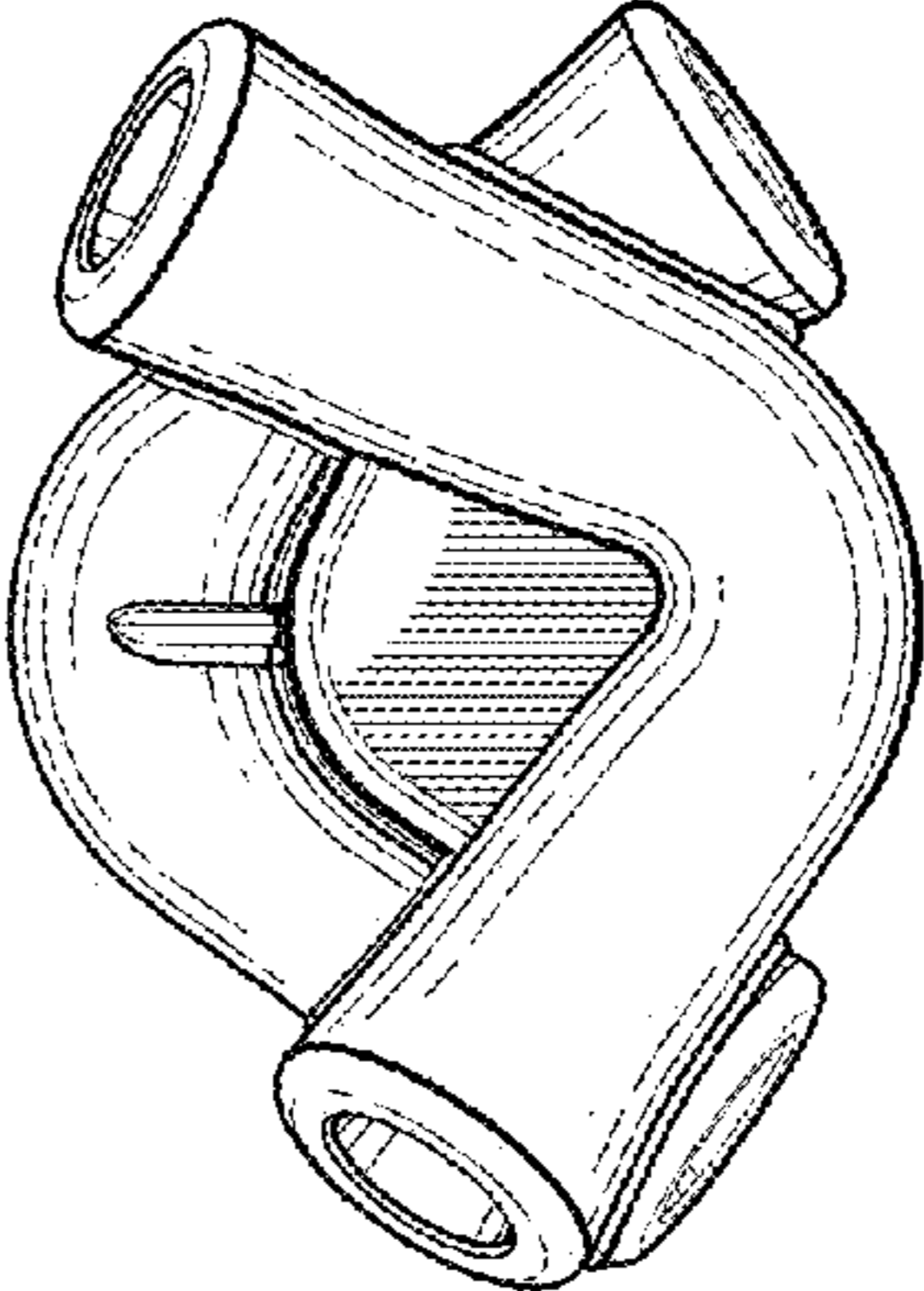
*Fig. 3.*



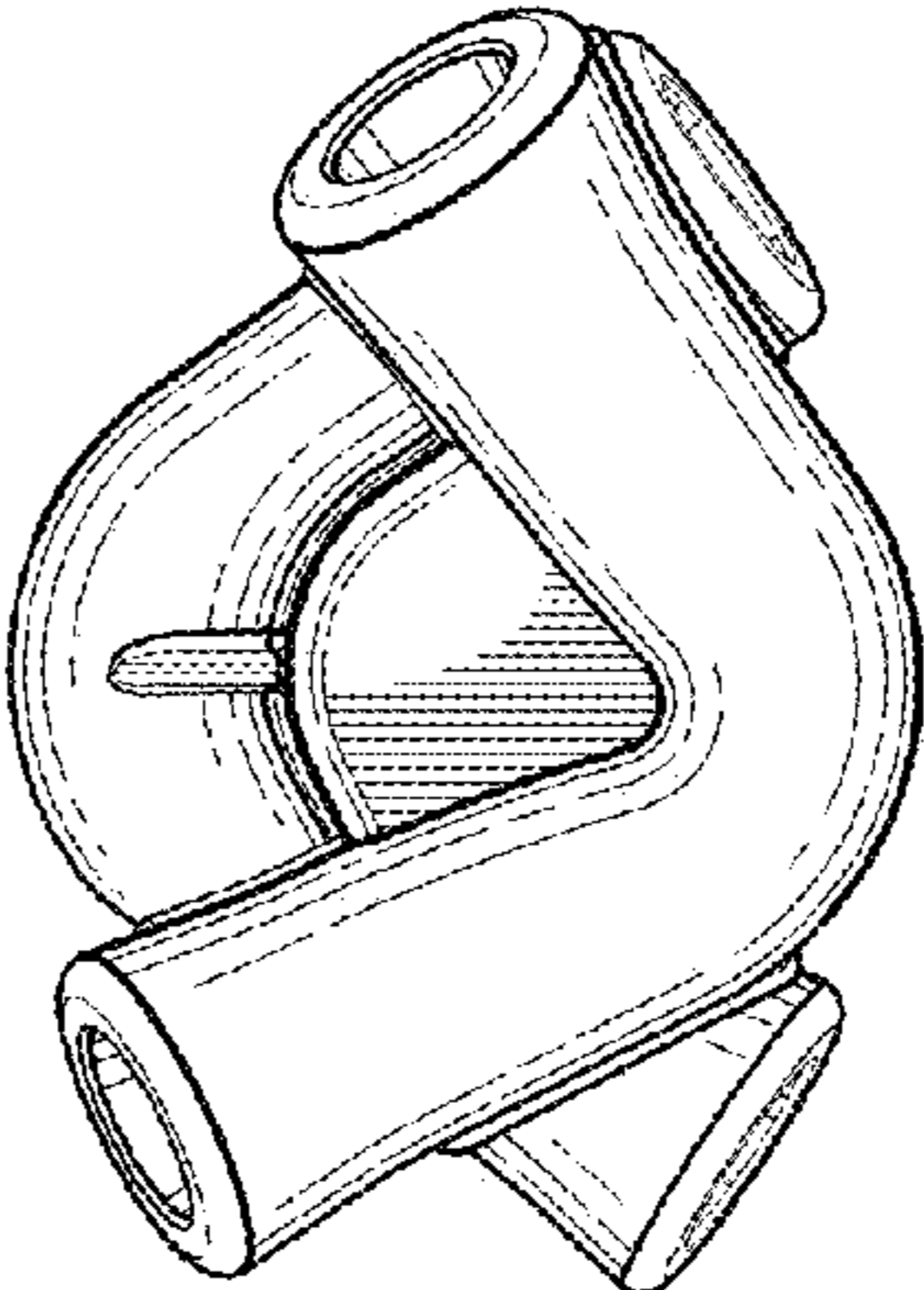
*Fig. 5.*



*Fig. 4.*



*Fig. 7.*



*Fig. 6.*