



US00D745367S

(12) **United States Design Patent**  
**Mier et al.**

(10) **Patent No.:** **US D745,367 S**

(45) **Date of Patent:** **\*\* Dec. 15, 2015**

- (54) **FACING FOR FAIRING BRACKET**
- (71) Applicants: **Jack Mier**, Buffalo, MO (US); **Robin Mier**, Buffalo, MO (US)
- (72) Inventors: **Jack Mier**, Buffalo, MO (US); **Robin Mier**, Buffalo, MO (US)
- (\*\*) Term: **14 Years**
- (21) Appl. No.: **29/421,874**
- (22) Filed: **Oct. 9, 2012**
- (51) **LOC (10) Cl.** ..... **08-05**
- (52) **U.S. Cl.**  
USPC ..... **D8/349**; D8/366
- (58) **Field of Classification Search**  
USPC ..... D8/349, 366, 371, 373, 380;  
D12/93-100, 400, 171, 172, 190, 191,  
D12/193, 223, 181; 296/180.3  
CPC ..... B62D 35/00; B62D 35/001  
See application file for complete search history.

- D423,990 S 5/2000 Meryman et al. .... D12/96
- D467,525 S 12/2002 Sarmiento ..... D12/93
- D491,447 S \* 6/2004 Diss ..... D8/373
- 6,846,035 B2 \* 1/2005 Wong et al. .... 296/180.1
- D503,231 S \* 3/2005 Daugherty ..... D24/128
- 6,886,882 B2 \* 5/2005 Farlow et al. .... 296/180.4
- D576,023 S \* 9/2008 Urmson et al. .... D8/382
- D577,573 S \* 9/2008 Wood ..... D8/356
- D584,939 S \* 1/2009 Snell ..... D8/367
- D608,625 S \* 1/2010 Mercado ..... D8/380
- D609,996 S \* 2/2010 Le ..... D8/380
- 7,712,822 B2 \* 5/2010 Pfaff ..... 296/180.2
- D620,779 S \* 8/2010 Kunnath et al. .... D8/314
- 7,942,466 B2 \* 5/2011 Reiman et al. .... 296/180.4
- D650,082 S \* 12/2011 Roggenkamp ..... D24/184

**OTHER PUBLICATIONS**

U.S. Pub. Pat. App. No. 2004/0075298 A1, Pub. Date. Apr. 2004, Wong et al.

\* cited by examiner

*Primary Examiner* — Mark Goodwin

(74) *Attorney, Agent, or Firm* — Jonathan A. Bay

(56) **References Cited**

**U.S. PATENT DOCUMENTS**

- 2,863,695 A 12/1958 Stamm ..... 296/180.2
- 3,878,914 A 4/1975 Gulich et al. .... 180/89
- D263,040 S \* 2/1982 Fitzgerald et al. .... D12/181
- 4,357,045 A 11/1982 Kinford, Jr. .... 296/1 S
- D287,114 S 12/1986 Herpel ..... D12/181
- D287,817 S \* 1/1987 Henin ..... D8/380
- 4,685,715 A \* 8/1987 Hardin ..... 296/180.3
- 4,775,179 A \* 10/1988 Riggs ..... 296/180.2
- 4,904,015 A 2/1990 Haines ..... 296/180.3
- D326,836 S \* 6/1992 Artman ..... D12/181
- D340,025 S 10/1993 Brownlie et al. .... D12/181
- D342,662 S \* 12/1993 Lavin, Sr. .... D8/354
- 5,308,134 A 5/1994 Stanesic ..... 296/91
- 5,536,062 A \* 7/1996 Spears ..... 296/180.3
- D373,068 S \* 8/1996 Airey ..... D8/349
- D374,418 S 10/1996 Griffin ..... D12/181
- 5,658,038 A \* 8/1997 Griffin ..... 296/180.2
- 5,845,955 A \* 12/1998 Willey ..... 296/78.1
- D423,328 S \* 4/2000 Burrows ..... D8/354

(57) **CLAIM**

The ornamental design for a facing for fairing bracket, as shown and described.

**DESCRIPTION**

FIG. 1 is a perspective view of an ornamental facing for a fairing bracket showing my new design, wherein the scene shown in dashed lines illustrates a representative non-limiting operative use environment and forms no part of the claimed design;

FIG. 2 is an enlarged-scale perspective view thereof;

FIG. 3 is a top plan view thereof;

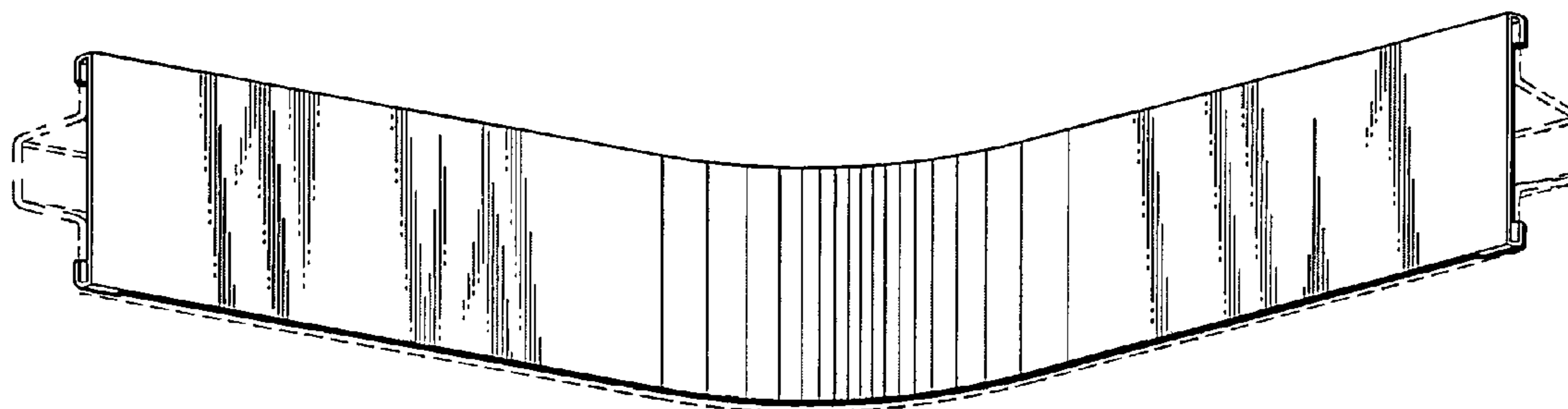
FIG. 4 is an elevational view thereof taken from the rear;

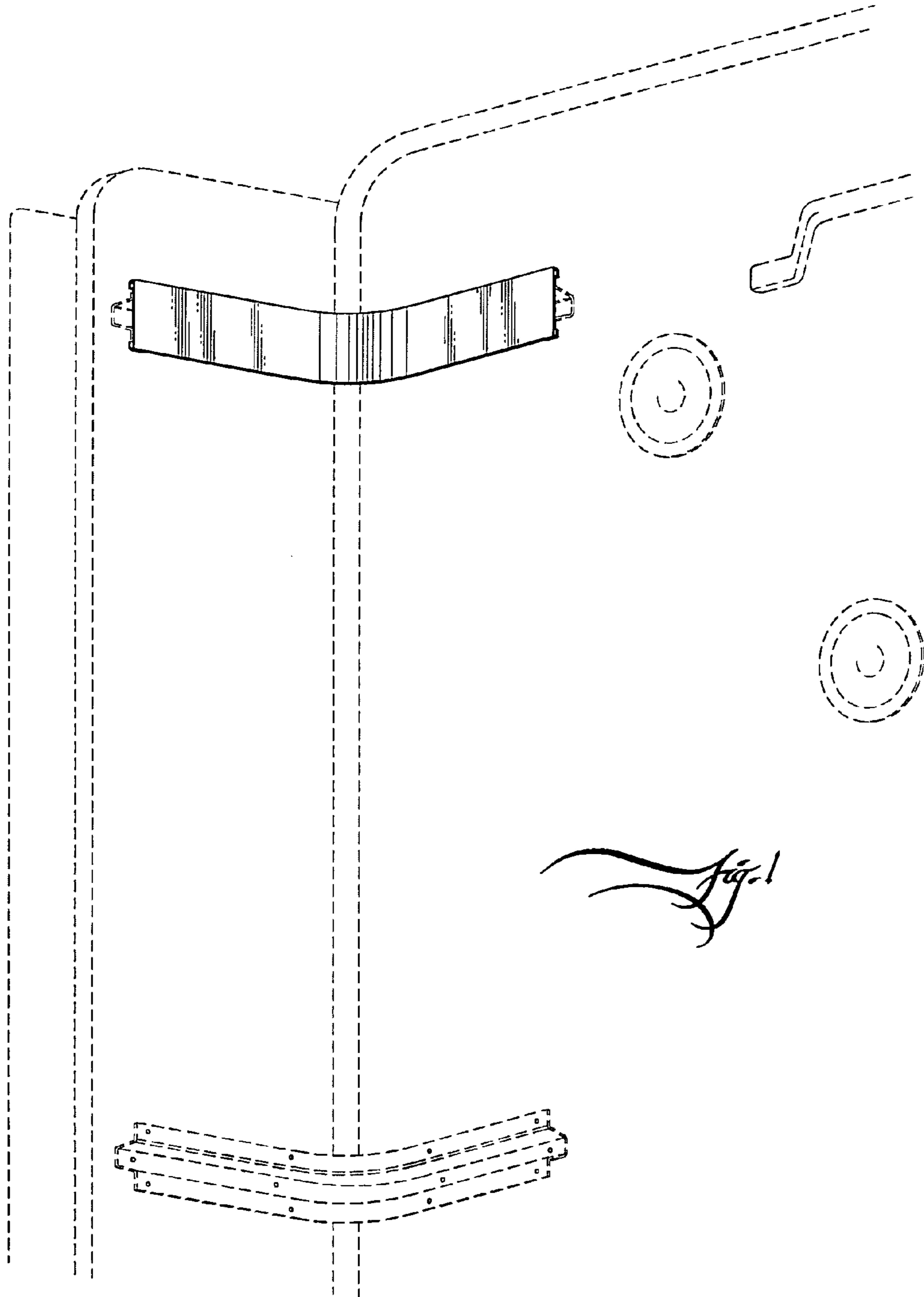
FIG. 5 is an elevational view taken from inboard thereof;

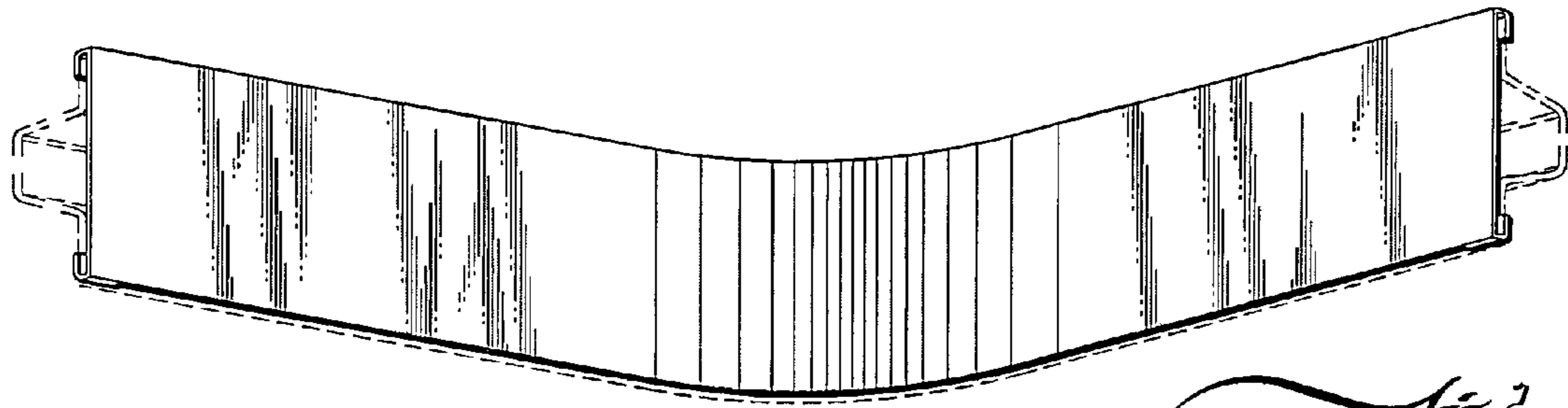
FIG. 6 is an elevational view taken from outboard thereof; and,

FIG. 7 is an elevational view taken from forward thereof.

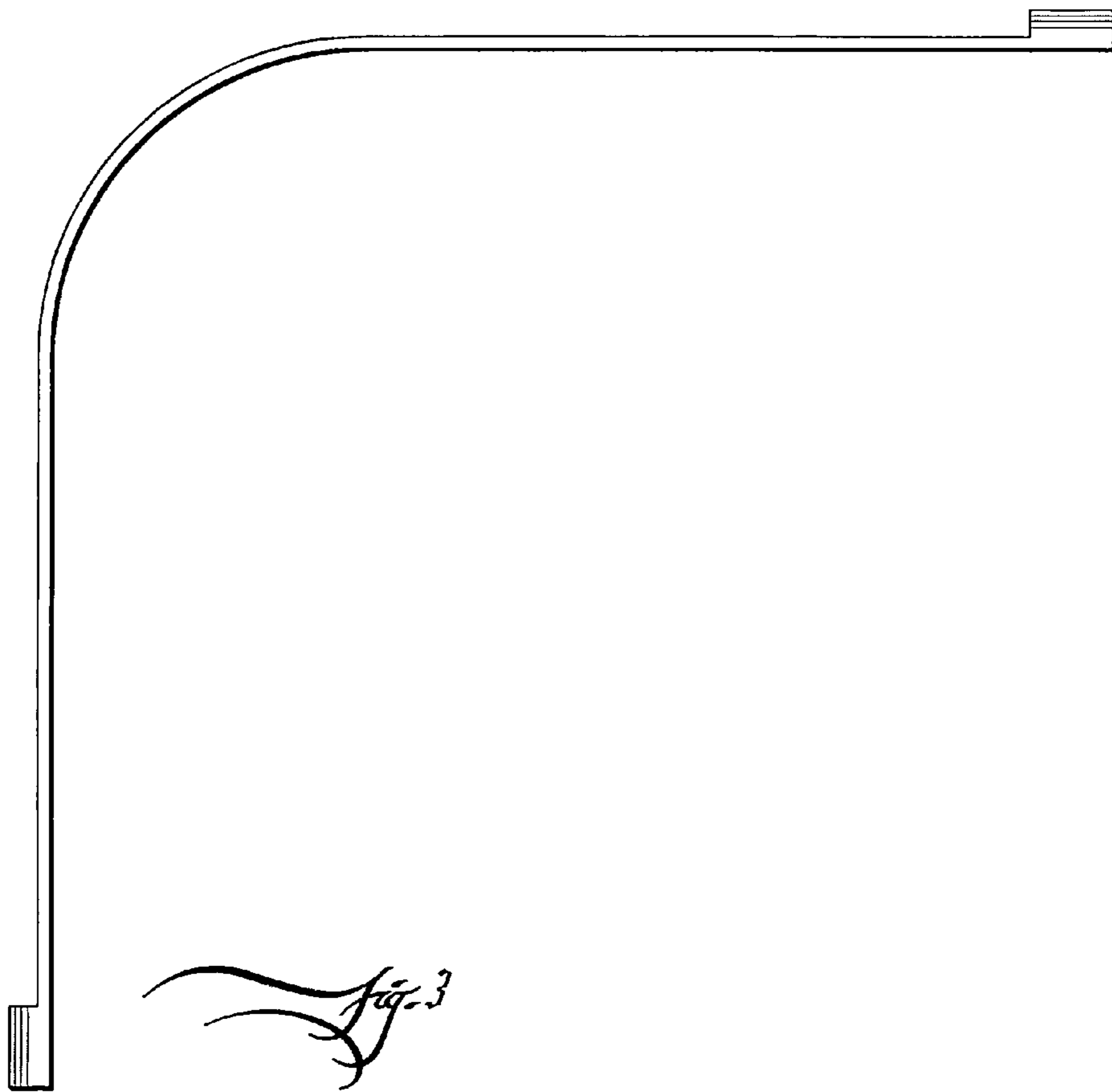
**1 Claim, 3 Drawing Sheets**








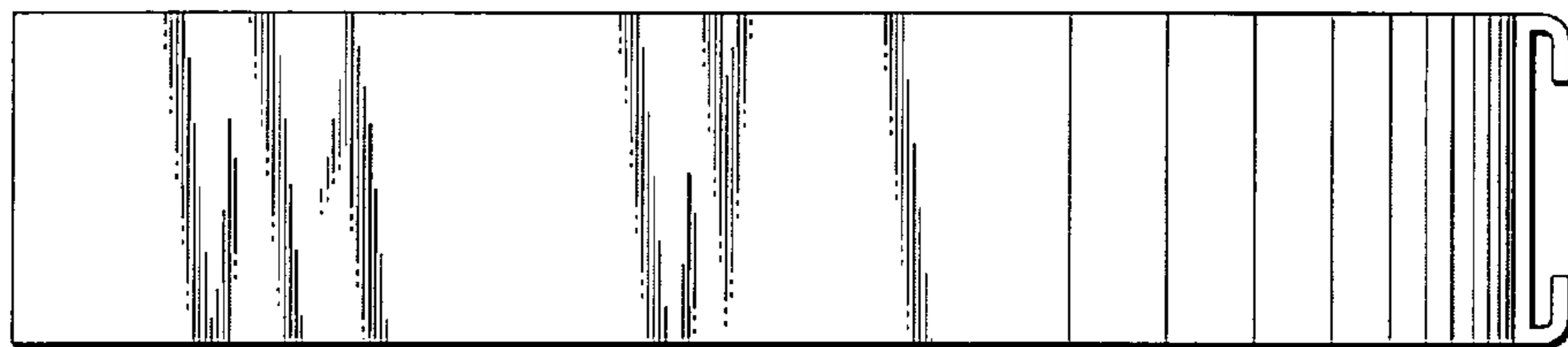
*Fig. 2*




*Fig. 3*




*Fig. 4*



*Fig. 5*



*Fig. 6*



*Fig. 7*