



US00D745364S

(12) **United States Design Patent**
Chen et al.

(10) **Patent No.:** **US D745,364 S**
(45) **Date of Patent:** **** Dec. 15, 2015**

(54) **RECEIVER LOCK**
(71) Applicant: **Connor USA LLC**, Oceanside, NY (US)
(72) Inventors: **Shu Zhen Chen**, Westbury, NY (US);
Henry Chen, Westbury, NY (US)
(73) Assignee: **CONNOR USA LLC**, Oceanside, NY (US)
(**) Term: **14 Years**
(21) Appl. No.: **29/507,906**

5,540,065 A 7/1996 Wyers
5,682,775 A * 11/1997 Baber 70/34
6,055,832 A * 5/2000 Wyers 70/34
D428,795 S * 8/2000 Wyers D8/341
D447,143 S * 8/2001 Crane et al. D14/439
6,364,339 B1 4/2002 Lee
6,402,181 B1 6/2002 Lee
6,425,272 B1 * 7/2002 Chen 70/34
D461,392 S * 8/2002 Zapushek D8/331
6,543,260 B2 4/2003 Koy et al.
6,575,000 B1 * 6/2003 Li 70/34
D484,773 S * 1/2004 Wyers D8/330
D605,927 S * 12/2009 Wyers D8/331
D646,951 S * 10/2011 Tsai D8/330
D729,608 S * 5/2015 Kalous et al. D8/331

* cited by examiner

(22) Filed: **Oct. 31, 2014**
(51) **LOC (10) Cl.** **08-07**
(52) **U.S. Cl.**
USPC **D8/331**; D8/330; D8/336
(58) **Field of Classification Search**
USPC D8/330, 331, 336, 339, 341, 343;
70/181-189, 431, 14, 34, 33, 91, 18,
70/58, 23, 26, 124, 129, 258, 462, 53,
70/38 R; 292/86, 259 R, 288, 340, 32, 156,
292/41, 119
CPC E05C 1/04; E05C 1/06; E05C 3/002;
E05C 3/02; E05C 5/02; E05C 9/00; E05C
19/00; E05B 17/00; E05B 67/36; E05B 67/00
See application file for complete search history.

Primary Examiner — Prabhakar Deshmukh
(74) *Attorney, Agent, or Firm* — The Farrell Law Firm, P.C.

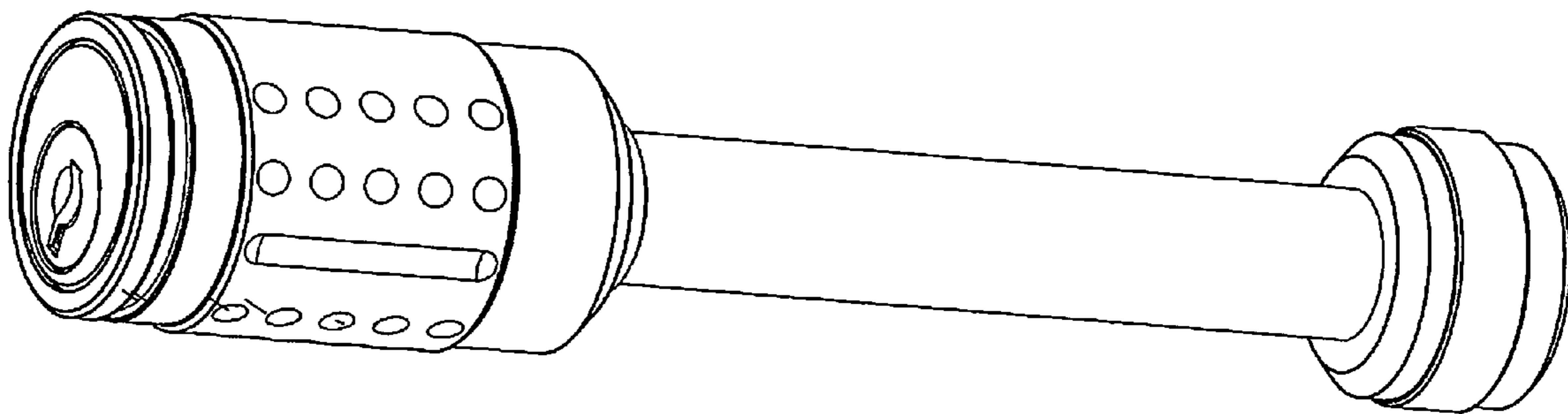
(57) **CLAIM**
The ornamental design for a receiver lock, as shown and described.

DESCRIPTION

FIG. 1 is a perspective view of a receiver lock showing our new design;
FIG. 2 is an exploded perspective view thereof;
FIG. 3 is a side elevational view thereof;
FIG. 4 is a rear elevational view thereof; and,
FIG. 5 is an enlarged front elevational view thereof.

(56) **References Cited**
U.S. PATENT DOCUMENTS
4,459,832 A 7/1984 Avrea et al.
4,711,106 A * 12/1987 Johnson 70/34

1 Claim, 4 Drawing Sheets



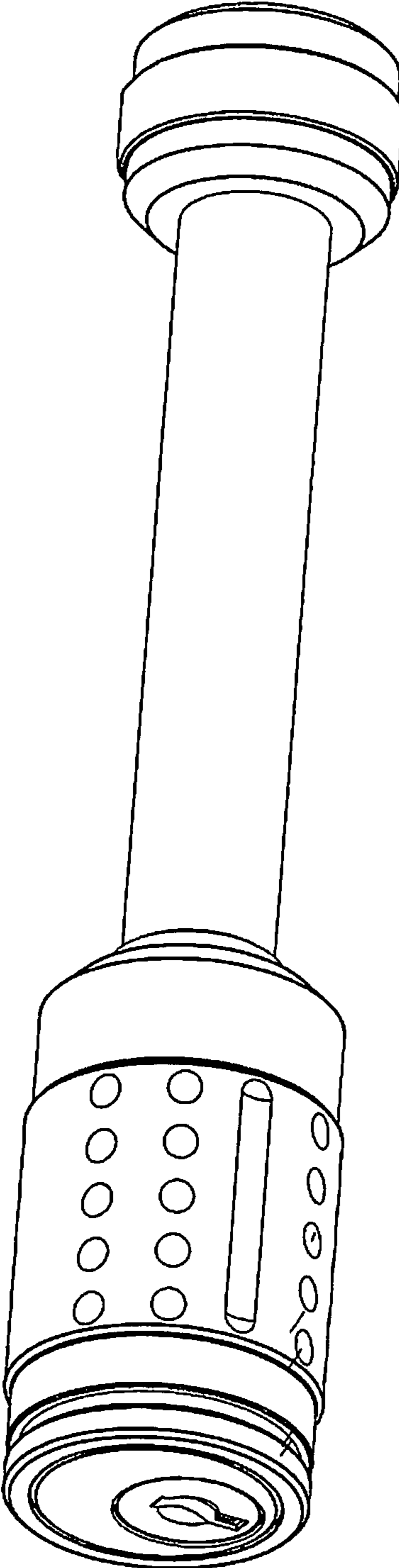


FIG. 1

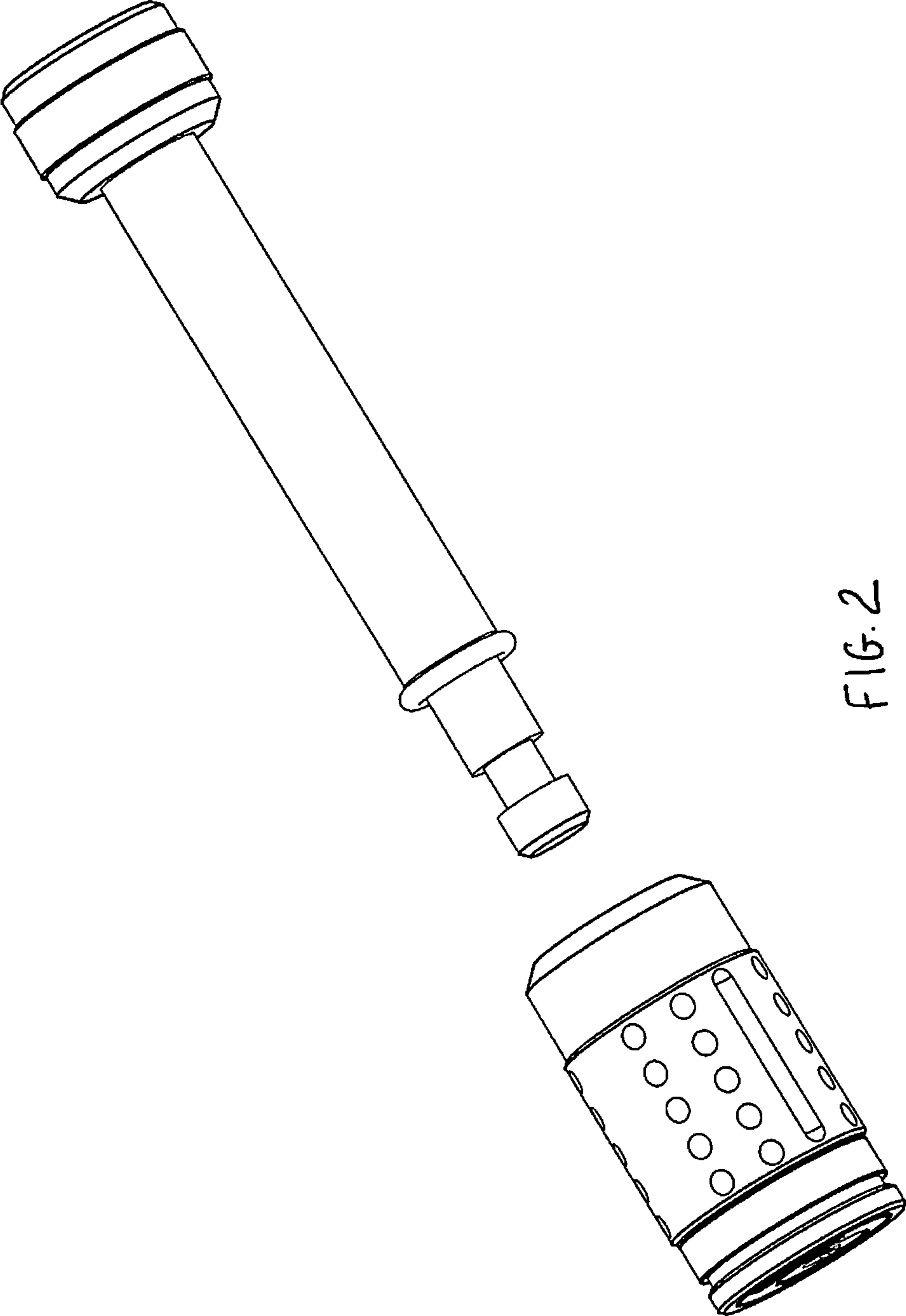


FIG. 2

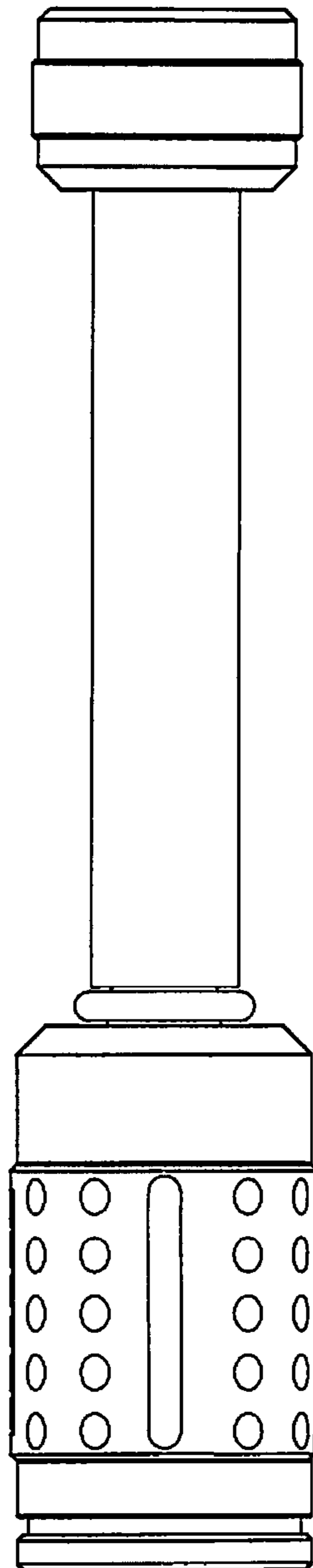


FIG. 3

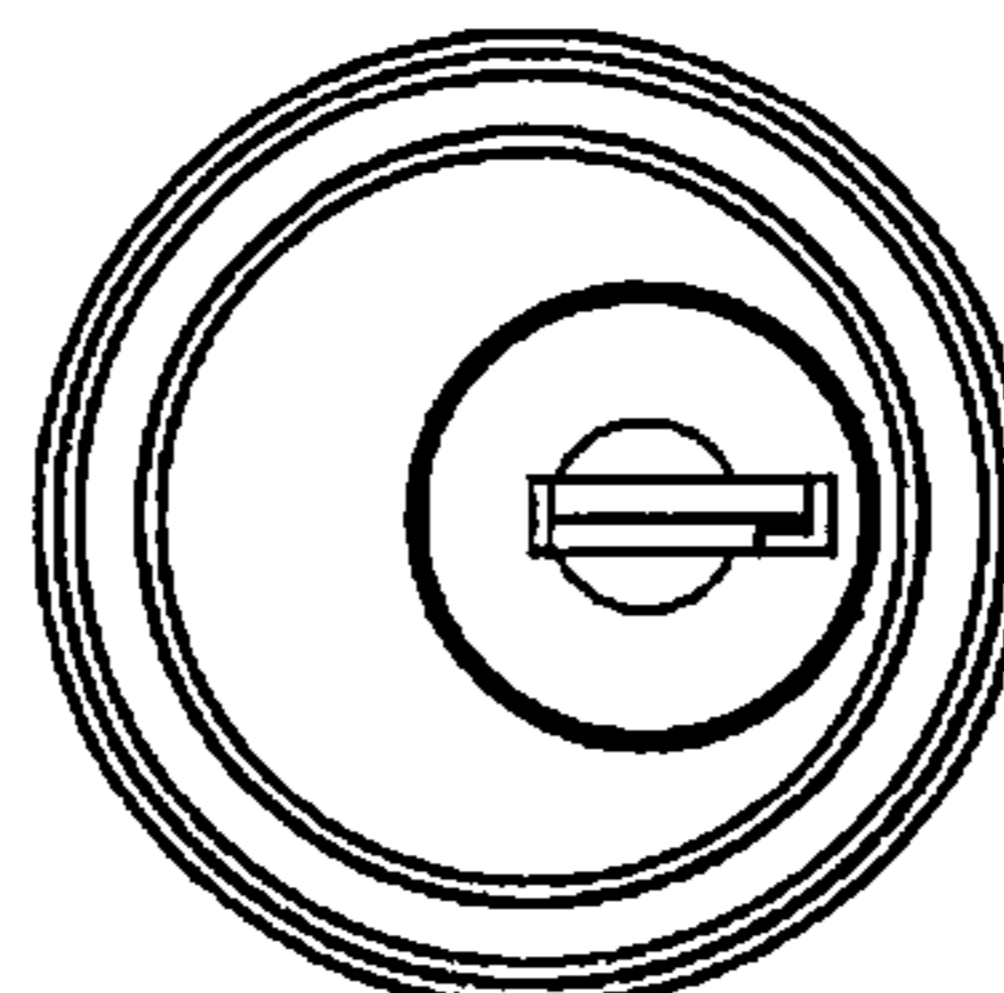


FIG. 4

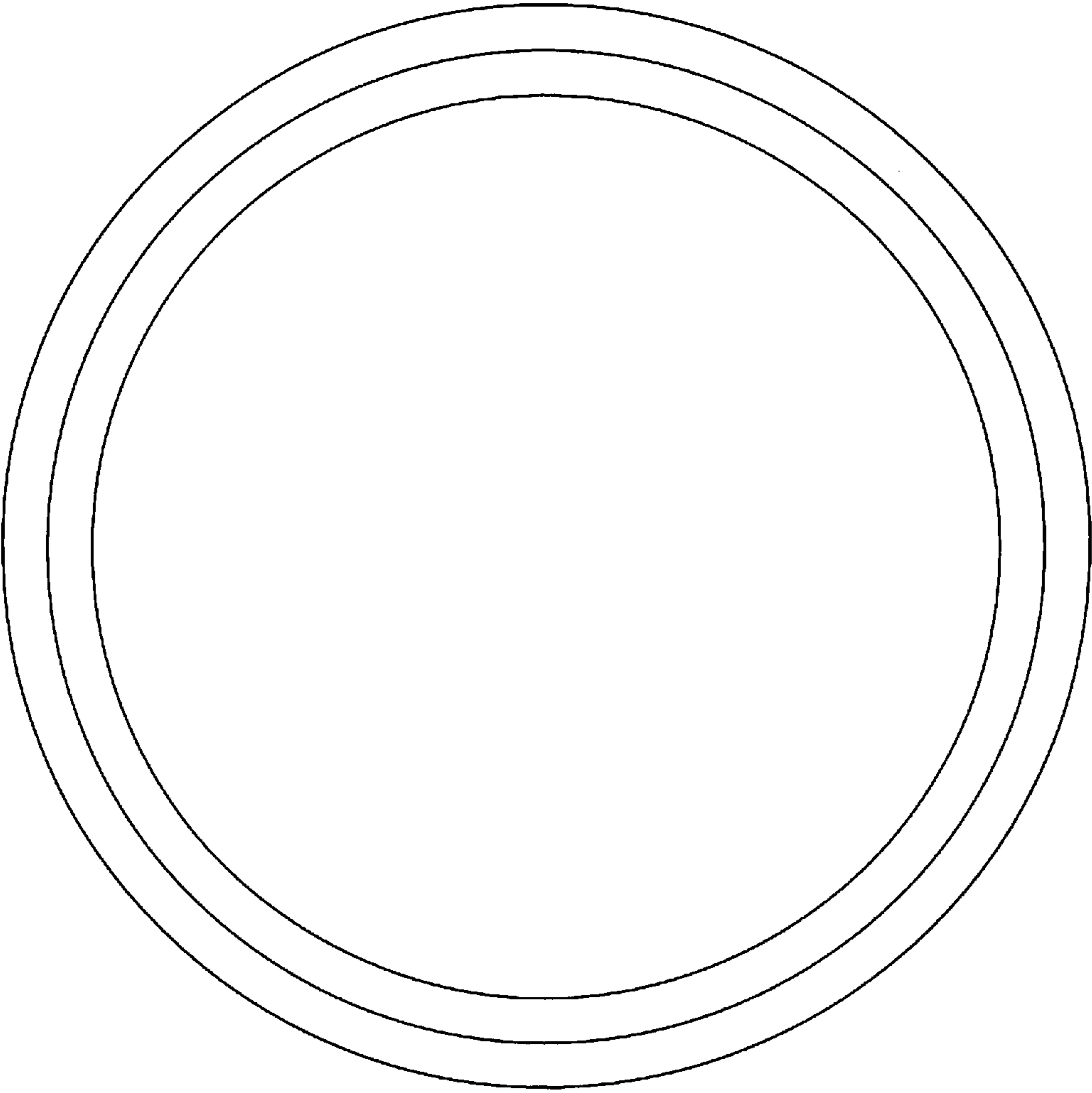


FIG. 5