



US00D745362S

(12) **United States Design Patent**  
**Grasselli et al.**

(10) **Patent No.:** **US D745,362 S**  
(45) **Date of Patent:** **\*\* Dec. 15, 2015**

(54) **HANDLE ASSEMBLY WITH KNURLED PATTERN**

(71) Applicant: **Whirlpool Corporation**, Benton Harbor, MI (US)

(72) Inventors: **Dario Grasselli**, Comerio (IT); **Jason W. Tippetts**, Stevensville, MI (US)

(73) Assignee: **Whirlpool Corporation**, Benton Harbor, MI (US)

(\*\*) Term: **14 Years**

(21) Appl. No.: **29/433,144**

(22) Filed: **Sep. 26, 2012**

(51) **LOC (10) Cl.** ..... **08-06**

(52) **U.S. Cl.**  
USPC ..... **D8/315**

(58) **Field of Classification Search**  
USPC ..... D8/300, 306, 308, 310, 315, 319, 321, D8/349, 350, 352, 353, 354, 355, 356, 359, D8/394; D6/518, 523, 524, 546, 549, 550, D6/575, 578, 580  
CPC ..... E05B 1/00; E05B 5/00; E05B 15/00; E05B 15/02; E05B 21/00; E05B 63/0056  
See application file for complete search history.

(56) **References Cited**

**U.S. PATENT DOCUMENTS**

4,095,642	A	*	6/1978	McKinnon et al.	.....	160/332
D261,725	S	*	11/1981	Stolarz	.....	D8/321
D291,518	S	*	8/1987	Chap	.....	D6/523
D294,321	S	*	2/1988	Olofsson	.....	D6/580
D327,192	S	*	6/1992	Geuvjehizian	.....	D6/518
D334,315	S	*	3/1993	Bengtson	.....	D6/524
D334,682	S	*	4/1993	Weeks	.....	D6/575
D335,604	S	*	5/1993	Lui et al.	.....	D6/575
5,216,766	A	*	6/1993	Lang	.....	4/609

D350,252	S	*	9/1994	Tacchella	.....	D6/575
D373,041	S	*	8/1996	Michaelson	.....	D6/575
D374,167	S	*	10/1996	Scholl	.....	D8/363
5,632,062	A	*	5/1997	Katz et al.	.....	16/412
D386,923	S	*	12/1997	Moore	.....	D6/523
D388,272	S	*	12/1997	Moore	.....	D6/549
D397,899	S	*	9/1998	Velazquez-Crespo	.....	D6/578
D410,376	S	*	6/1999	Scholl	.....	D8/363
D412,420	S	*	8/1999	Harris	.....	D6/524

(Continued)

*Primary Examiner* — Eric Goodman  
*Assistant Examiner* — Bao-Yen Nguyen

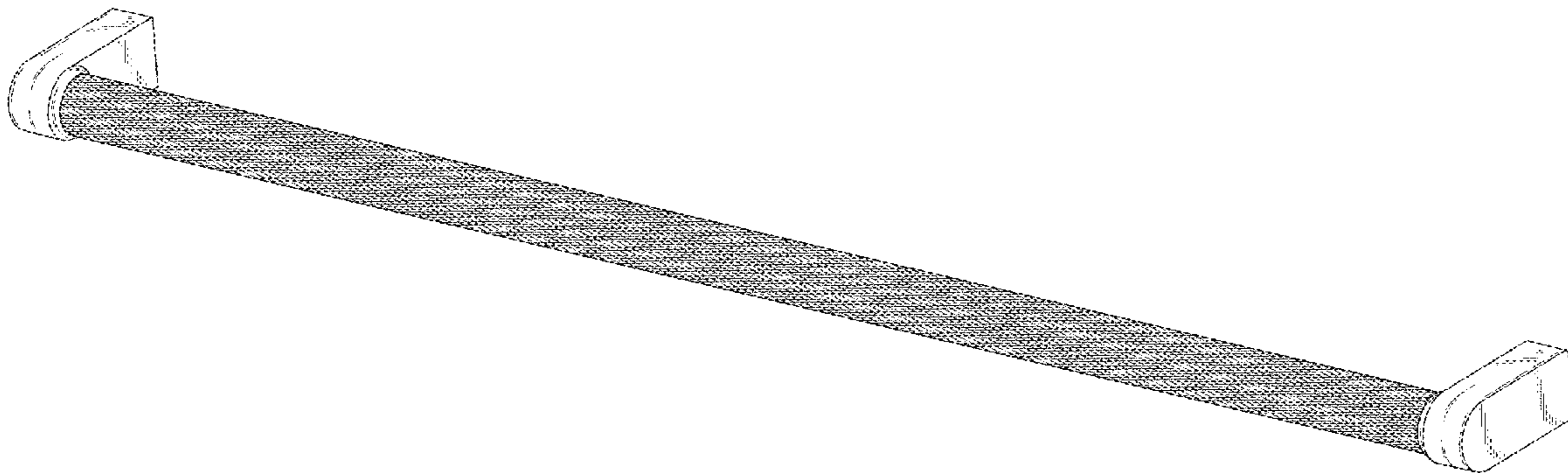
(57) **CLAIM**

The ornamental design for a handle assembly with knurled pattern, as shown and described.

**DESCRIPTION**

FIG. 1 is a perspective view of a first embodiment of a handle assembly with knurled pattern showing our new design; FIG. 2 is a partial perspective view of the handle assembly of FIG. 1; FIG. 3 is a partial front view of the handle assembly of FIG. 1; FIG. 4 is a partial top view of the handle assembly of FIG. 1; FIG. 5 is a perspective view of a second embodiment of a handle assembly with knurled pattern; FIG. 6 is a partial perspective view of the handle assembly of FIG. 5; FIG. 7 is a partial right side view of the handle assembly of FIG. 5; FIG. 8 is a partial front view of the handle assembly of FIG. 5; and, FIG. 9 is a partial top view of the handle assembly of FIG. 5. The handle assembly with a knurled pattern is shown with a symbolic break in its length in FIGS. 2-4, and FIGS. 6, 8, and 9. The appearance of any portion of the article between the break lines forms no part of the claimed design.

**1 Claim, 4 Drawing Sheets**



(56)

**References Cited**

U.S. PATENT DOCUMENTS

D425,747 S *	5/2000	Sloan .....	D6/580	D519,310 S *	4/2006	Schorling .....	D6/580
D432,843 S *	10/2000	Gastelum et al. ....	D6/549	D521,294 S *	5/2006	Ferrer Beltran .....	D6/546
D450,511 S *	11/2001	Gottwald .....	D6/549	D522,787 S *	6/2006	Dekker et al. ....	D6/575
D454,480 S *	3/2002	Ou-Young .....	D8/367	D523,272 S *	6/2006	Ferrer Beltran .....	D6/546
D455,034 S *	4/2002	Ou-Young .....	D6/524	D523,675 S *	6/2006	Schorling .....	D6/580
D455,587 S *	4/2002	Ou-Young .....	D6/523	D530,132 S *	10/2006	Ivankovic .....	D6/580
D466,351 S *	12/2002	Tai .....	D6/550	D554,403 S *	11/2007	Xiao .....	D6/524
D478,447 S *	8/2003	Hoernig .....	D6/549	D554,972 S *	11/2007	Pezzetta .....	D8/319
D488,699 S *	4/2004	Jackovin .....	D8/316	D564,729 S *	3/2008	Fisher .....	D7/402
D504,309 S *	4/2005	Fuchs .....	D8/367	D568,100 S *	5/2008	Jeon .....	D7/402
				D606,789 S *	12/2009	Krumpe .....	D6/523
				D621,189 S *	8/2010	Hutson et al. ....	D6/523

\* cited by examiner

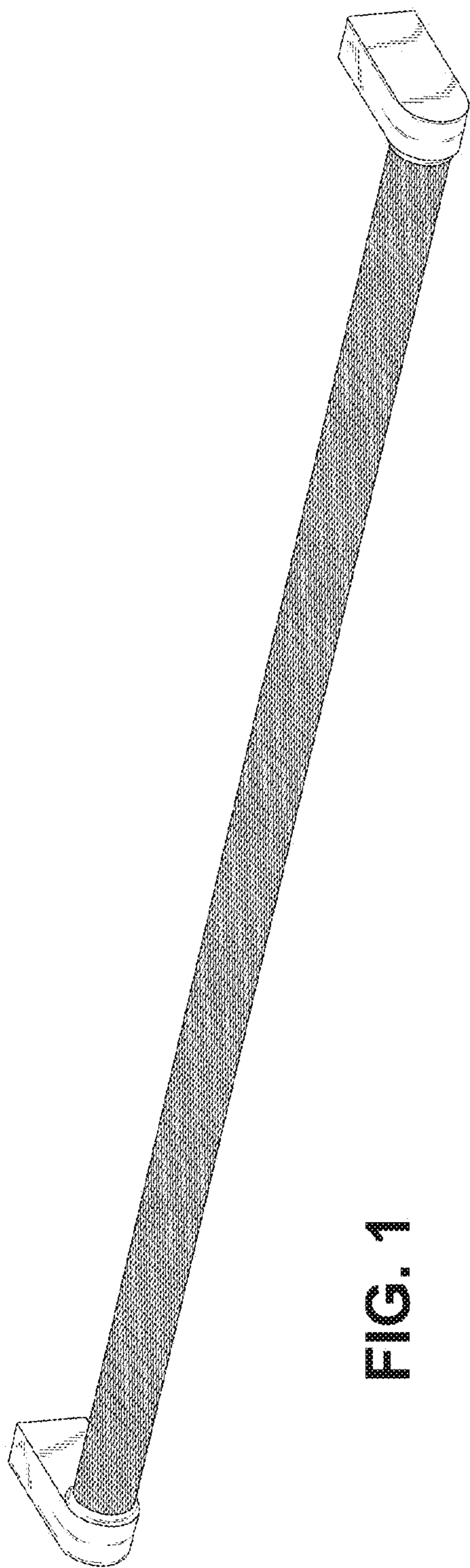


FIG. 1

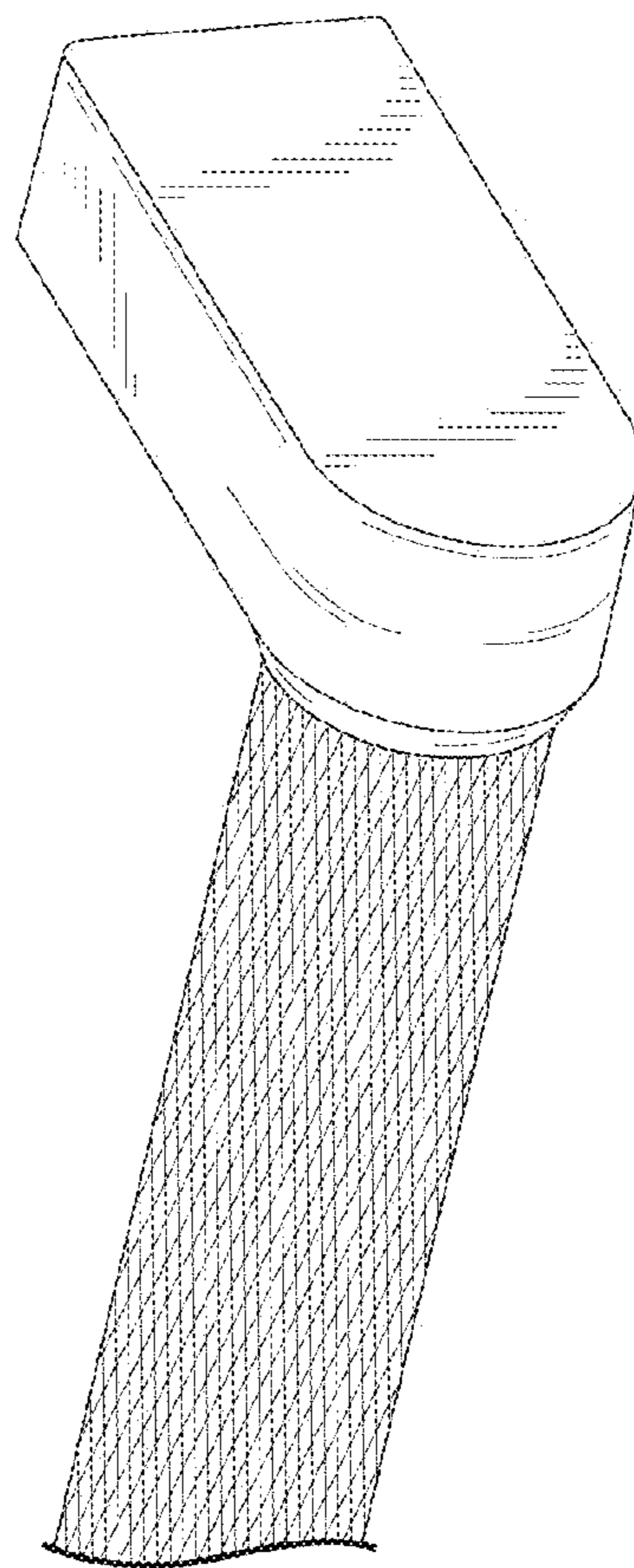


FIG. 2




FIG. 3




FIG. 4




FIG. 5

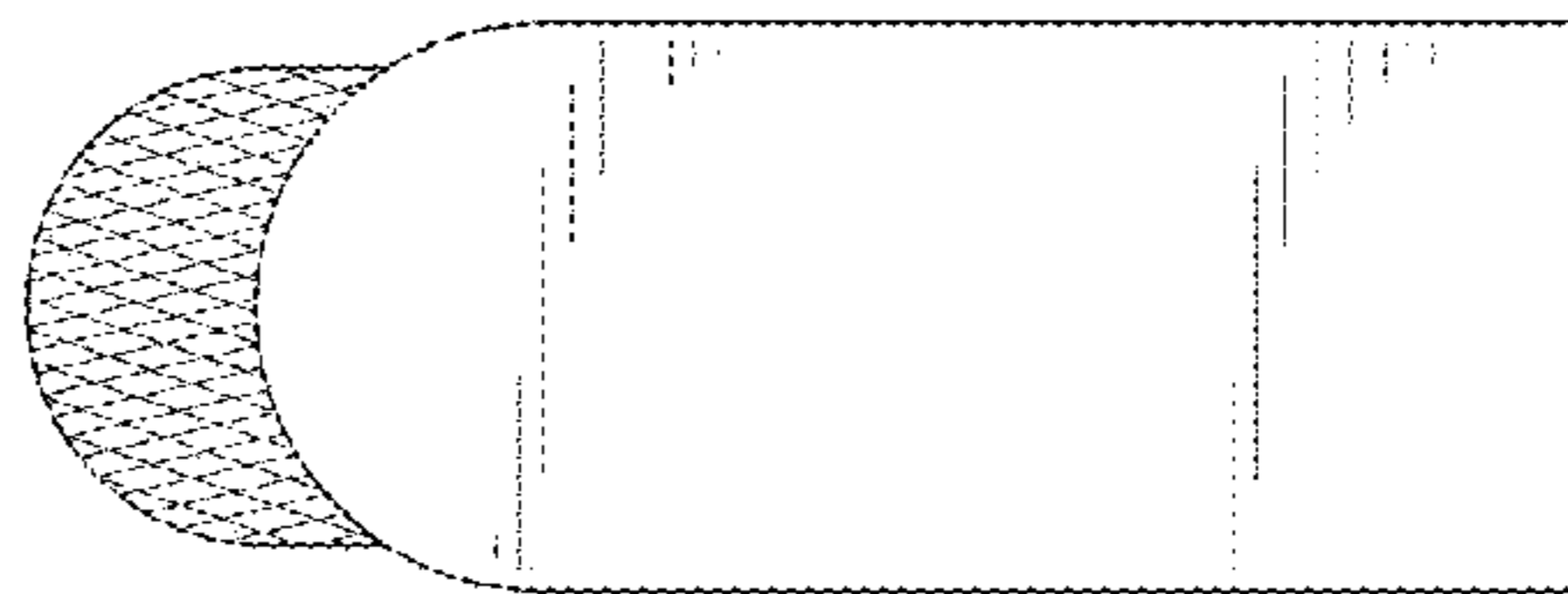


FIG. 7

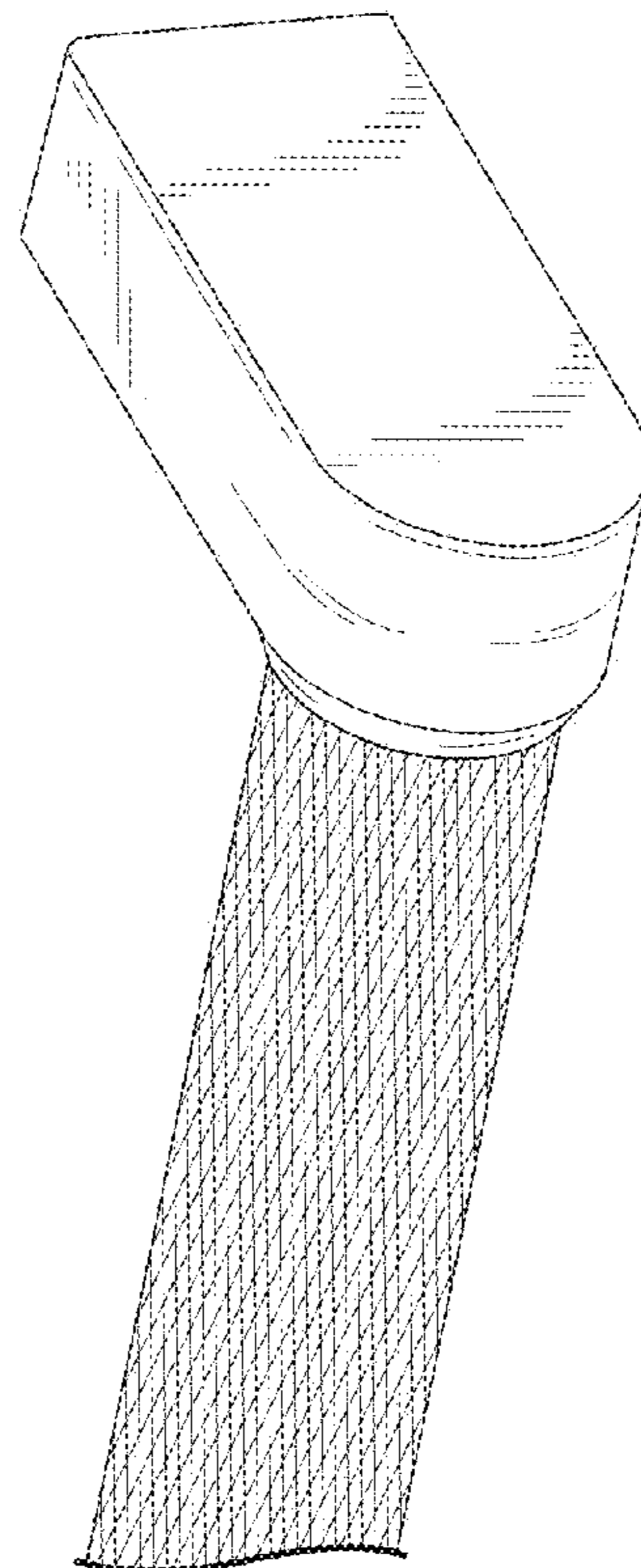


FIG. 6




FIG. 8

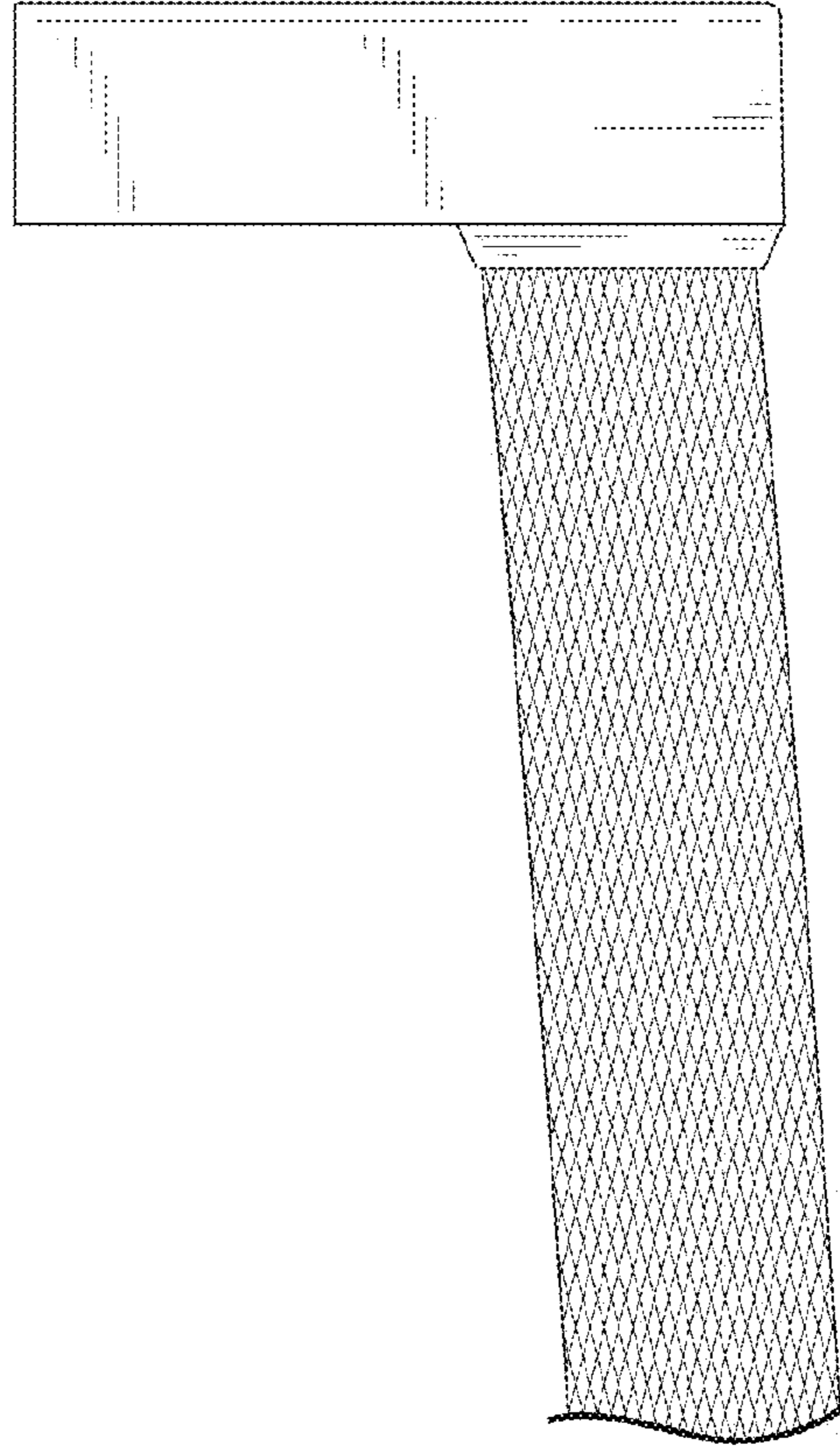


FIG. 9