



US00D745357S

(12) **United States Design Patent**  
Su

(10) **Patent No.:** **US D745,357 S**

(45) **Date of Patent:** **\*\* Dec. 15, 2015**

(54) **TOOL HANDLE**

(71) Applicant: **Hong Ann Tool Industries Co., Ltd.**,  
Taichung (TW)

(72) Inventor: **Cheng-Wei Su**, Taichung (TW)

(73) Assignee: **Hong Ann Tool Industries Co., Ltd.**,  
Taichung (TW)

(\*\*) Term: **14 Years**

(21) Appl. No.: **29/486,032**

(22) Filed: **Mar. 26, 2014**

(51) **LOC (10) Cl.** ..... **08-02**

(52) **U.S. Cl.**  
USPC ..... **D8/80**

(58) **Field of Classification Search**  
USPC ..... D8/75-81, 107, 303, 307; 81/19-26,  
81/489-490; D7/395; D22/117; 254/26 R  
CPC ..... B23K 9/28; B25F 1/00; B25D 1/00;  
B25D 1/02; B25D 1/04; B25D 1/045; B25D  
1/06; B25D 1/12; B25G 1/02  
See application file for complete search history.

(56) **References Cited**

**U.S. PATENT DOCUMENTS**

378,632 A \* 2/1888 Svensson ..... 81/19  
D285,284 S \* 8/1986 Blomqvist ..... D8/77

D295,013 S \* 4/1988 Vosbikian ..... D8/10  
D410,362 S \* 6/1999 Lai ..... D7/401.2  
D460,318 S \* 7/2002 Richied et al. .... D7/395  
D478,471 S \* 8/2003 Rowe ..... D7/395  
D504,797 S \* 5/2005 Lu ..... D7/395

\* cited by examiner

*Primary Examiner* — Philip S Hyder

*Assistant Examiner* — Roselynn Cody

(74) *Attorney, Agent, or Firm* — Alan D. Kamrath; Kamrath  
IP Lawfirm, P.A.

(57) **CLAIM**

The ornamental design for a tool handle, as shown and  
described.

**DESCRIPTION**

FIG. 1 is a perspective view of a tool handle showing my new  
design;

FIG. 2 is a front view thereof, with the opposite side being a  
mirror image thereof;

FIG. 3 is a left view thereof;

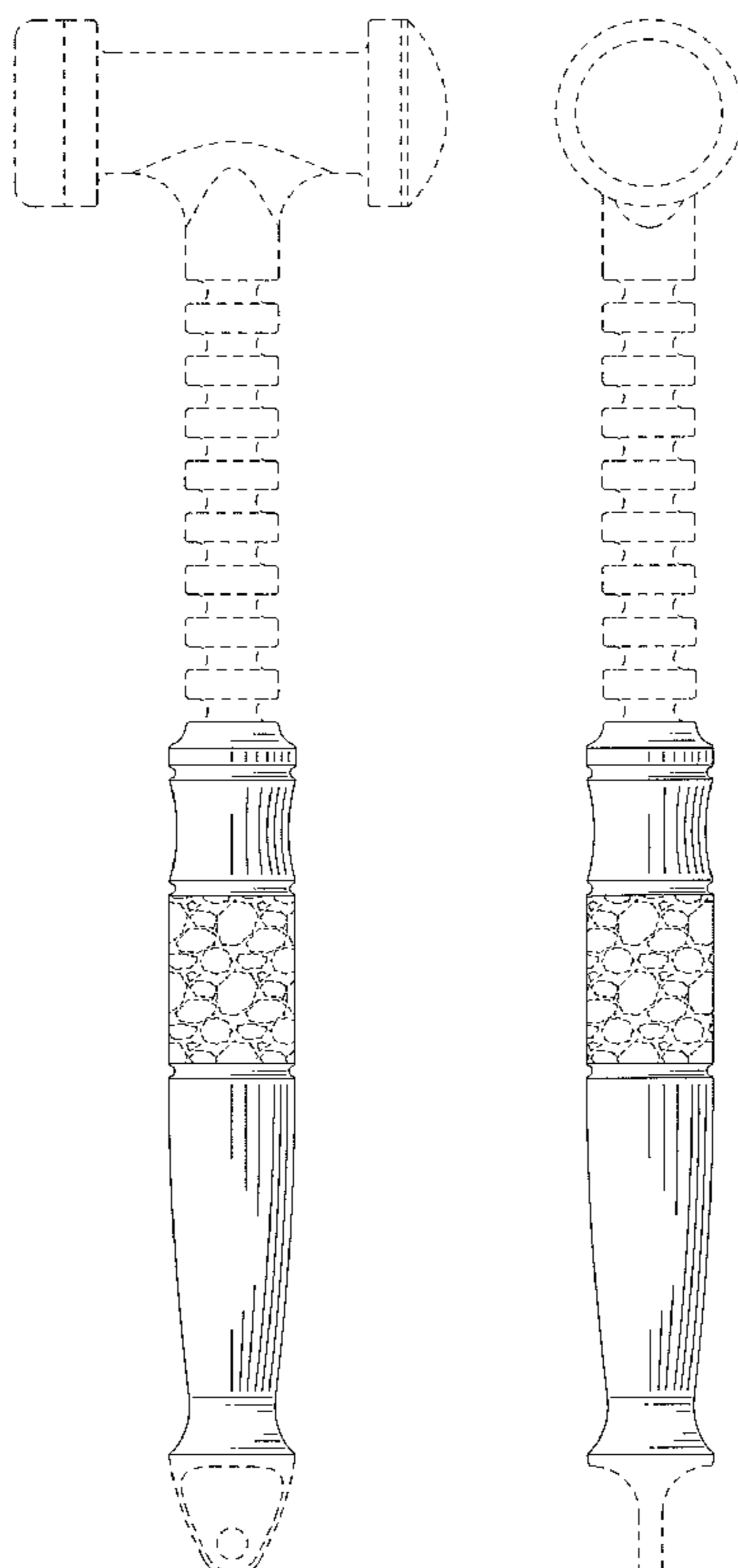
FIG. 4 is a right view thereof;

FIG. 5 is a top view thereof; and,

FIG. 6 is a bottom view thereof.

The broken lines shown in the drawings illustrating portions  
of a tool are included to demonstrate environmental structures  
and form no part of the claimed design.

**1 Claim, 3 Drawing Sheets**



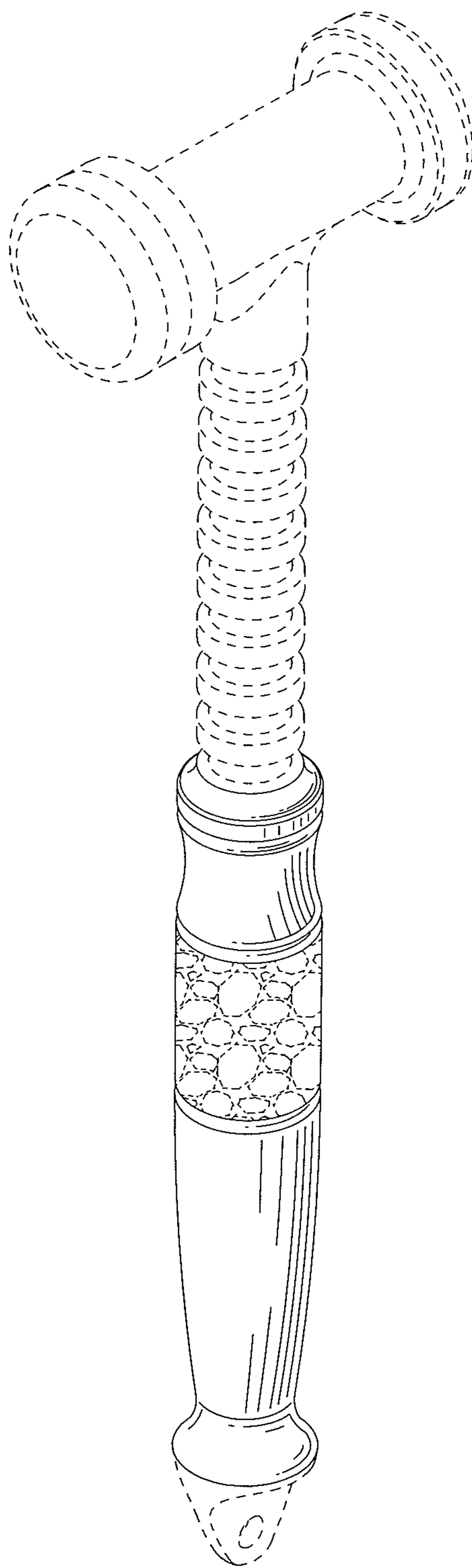


FIG. 1

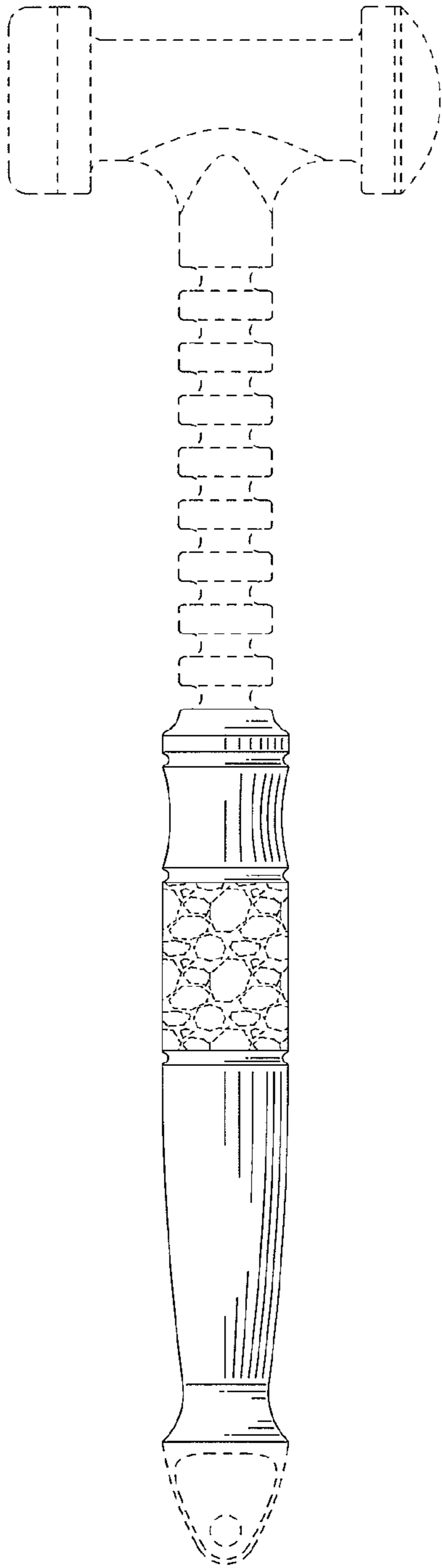


FIG. 2




FIG. 3

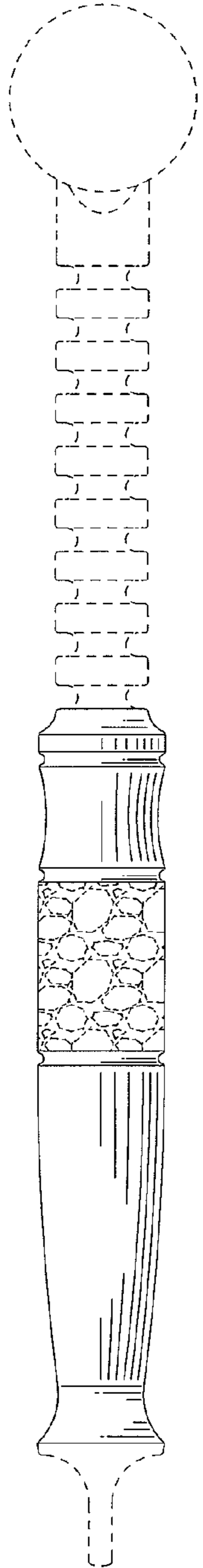


FIG. 4

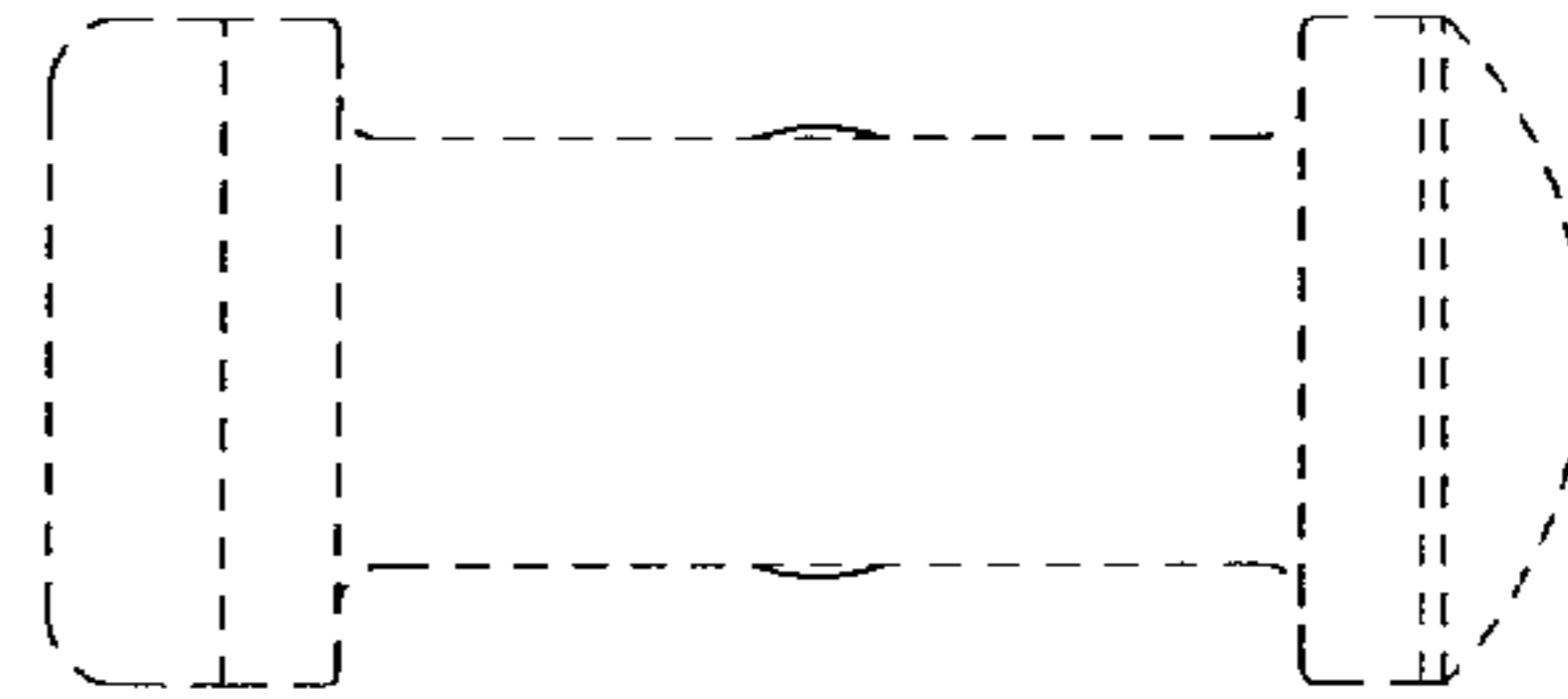


FIG. 5

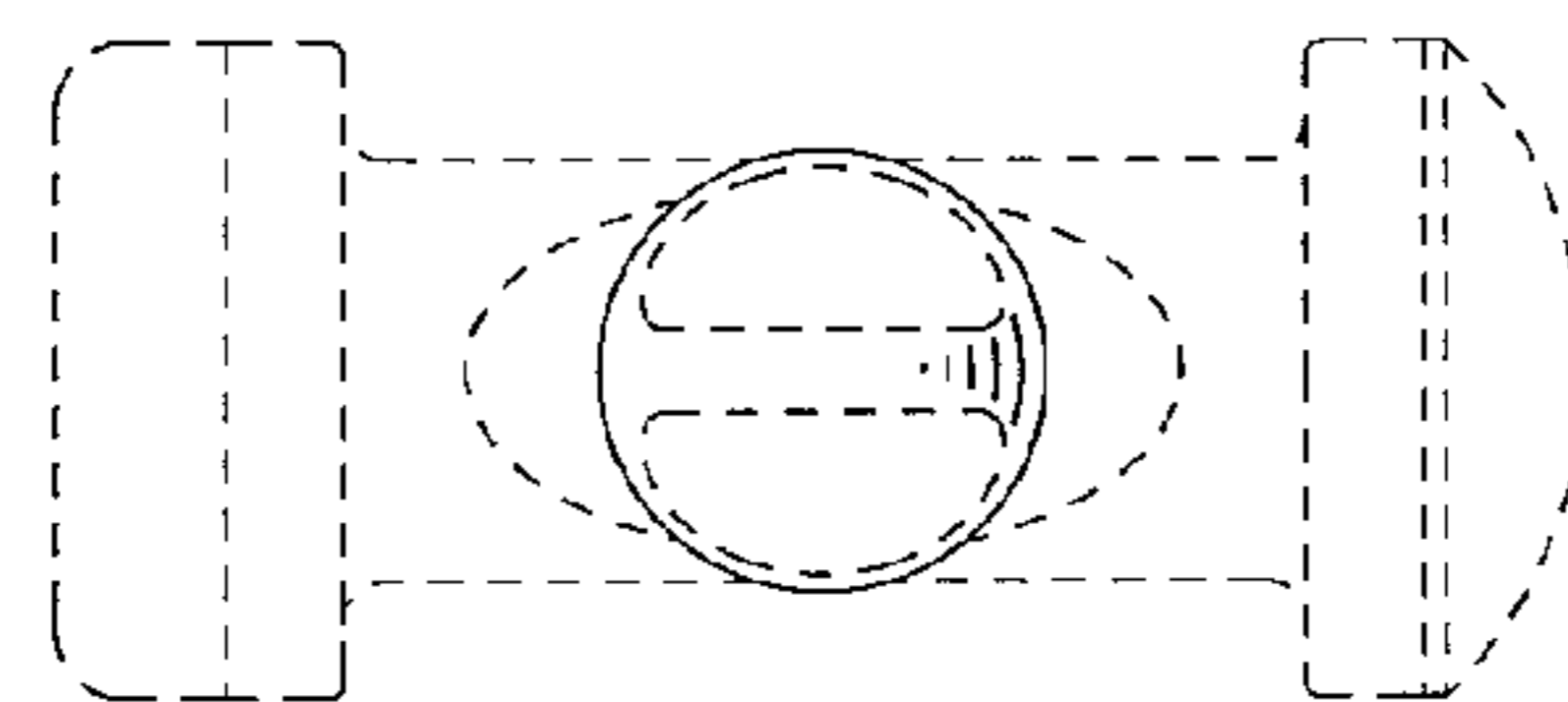


FIG. 6