



US00D745354S

(12) **United States Design Patent**
Butler

(10) **Patent No.:** **US D745,354 S**

(45) **Date of Patent:** **** Dec. 15, 2015**

- (54) **CIRCULAR SAW BLADE VENT**
- (71) Applicant: **Irwin Industrial Tool Company**,
Huntersville, NC (US)
- (72) Inventor: **Brian Butler**, Kalamazoo, MI (US)
- (73) Assignee: **Irwin Industrial Tool Company**,
Huntersville, NC (US)
- (**) Term: **14 Years**
- (21) Appl. No.: **29/510,820**
- (22) Filed: **Dec. 3, 2014**
- (51) **LOC (10) Cl.** **08-03**
- (52) **U.S. Cl.**
USPC **D8/70**
- (58) **Field of Classification Search**
USPC D7/649-652, 662, 663; D8/19, 20, 70,
D8/98; D15/127, 128, 129, 133, 134, 138,
D15/139; D24/146, 147, 149
CPC .. B23D 61/025; B23D 61/121; B23D 61/126;
B23D 51/08; B23D 51/10; B23D 61/02;
B23D 61/04
See application file for complete search history.

5,875,700	A *	3/1999	Powell	83/837
5,896,800	A *	4/1999	Curtsinger et al.	83/835
D421,566	S *	3/2000	Achterberg	D8/499
6,065,370	A *	5/2000	Curtsinger et al.	76/112
D437,762	S *	2/2001	Suzuki	D8/70
D442,979	S *	5/2001	Turner et al.	D15/139
6,427,568	B1 *	8/2002	Gebelius et al.	83/13
D465,984	S *	11/2002	Harada et al.	D8/70
6,568,383	B2 *	5/2003	Spangenberg	125/15
D483,631	S *	12/2003	Koike et al.	D8/20
6,739,227	B2 *	5/2004	Thompson	83/13
D523,452	S *	6/2006	Pinchot	D15/139
7,100,595	B2 *	9/2006	Koike et al.	125/13.01
7,451,677	B2 *	11/2008	Souza et al.	83/835
D587,979	S *	3/2009	Jeiziner et al.	D8/70
D612,874	S *	3/2010	Nilsson et al.	D15/138
D622,120	S *	8/2010	Brutscher et al.	D8/70
D677,290	S *	3/2013	Brutscher et al.	D15/133

(Continued)

OTHER PUBLICATIONS

AvantiPro Saw Blade, on or before Dec. 3, 2014, 1 page.

(Continued)

Primary Examiner — Elizabeth Albert

(57) **CLAIM**

The ornamental design for a “circular saw blade vent,” as shown and described.

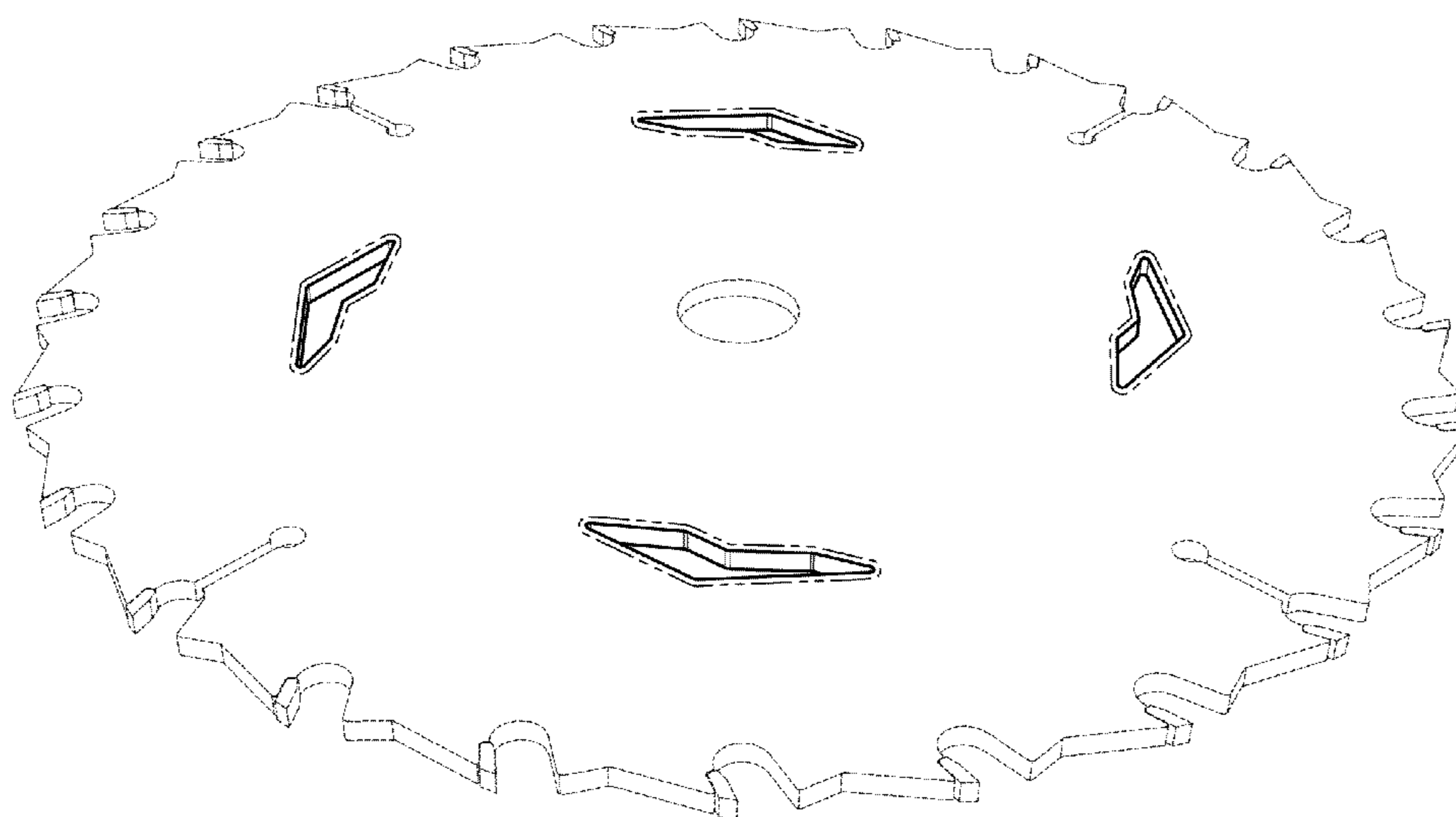
DESCRIPTION

FIG. 1 is a perspective view;
 FIG. 2 is a front view;
 FIG. 3 is a back view;
 FIG. 4 is a bottom view;
 FIG. 5 is a top view;
 FIG. 6 is a left view; and,
 FIG. 7 is a right view.
 The broken lines in FIGS. 1-3 are included for the purpose of showing portions that form no part of the claimed design.

1 Claim, 7 Drawing Sheets

(56) **References Cited**
U.S. PATENT DOCUMENTS

1,083,645	A *	1/1914	Wettstein	83/835
3,176,455	A *	4/1965	Buchanan	56/295
3,872,763	A *	3/1975	Kayahara	83/835
D266,001	S *	8/1982	Wertheimer	D15/140
D323,965	S *	2/1992	Moller et al.	D8/70
5,182,976	A *	2/1993	Wittkopp	83/835
5,555,788	A *	9/1996	Gakhar et al.	83/835
D382,786	S *	8/1997	Achterberg et al.	D8/70
D382,787	S *	8/1997	Gakhar et al.	D8/70
D383,368	S *	9/1997	Achterberg et al.	D8/74
D388,318	S *	12/1997	Achterberg et al.	D8/499
5,758,561	A *	6/1998	Curtsinger et al.	83/835



(56)

References Cited

U.S. PATENT DOCUMENTS

2006/0207402 A1* 9/2006 Davidson et al. 83/836
2008/0264231 A1* 10/2008 Coe et al. 83/835

OTHER PUBLICATIONS

Daredevil Saw Blade, on or before Dec. 3, 2014, 1 page.

DeWalt Saw Blade, on or before Dec. 3, 2014, 1 page.

Design U.S. Appl. No. 29/510,822 entitled "Circular Saw Blade Vent" filed Dec. 3, 2014, Inventor: Brian Butler.

Design U.S. Appl. No. 29/510,824 entitled "Circular Saw Blade Vent" filed Dec. 3, 2014, Inventor: Brian Butler.

* cited by examiner

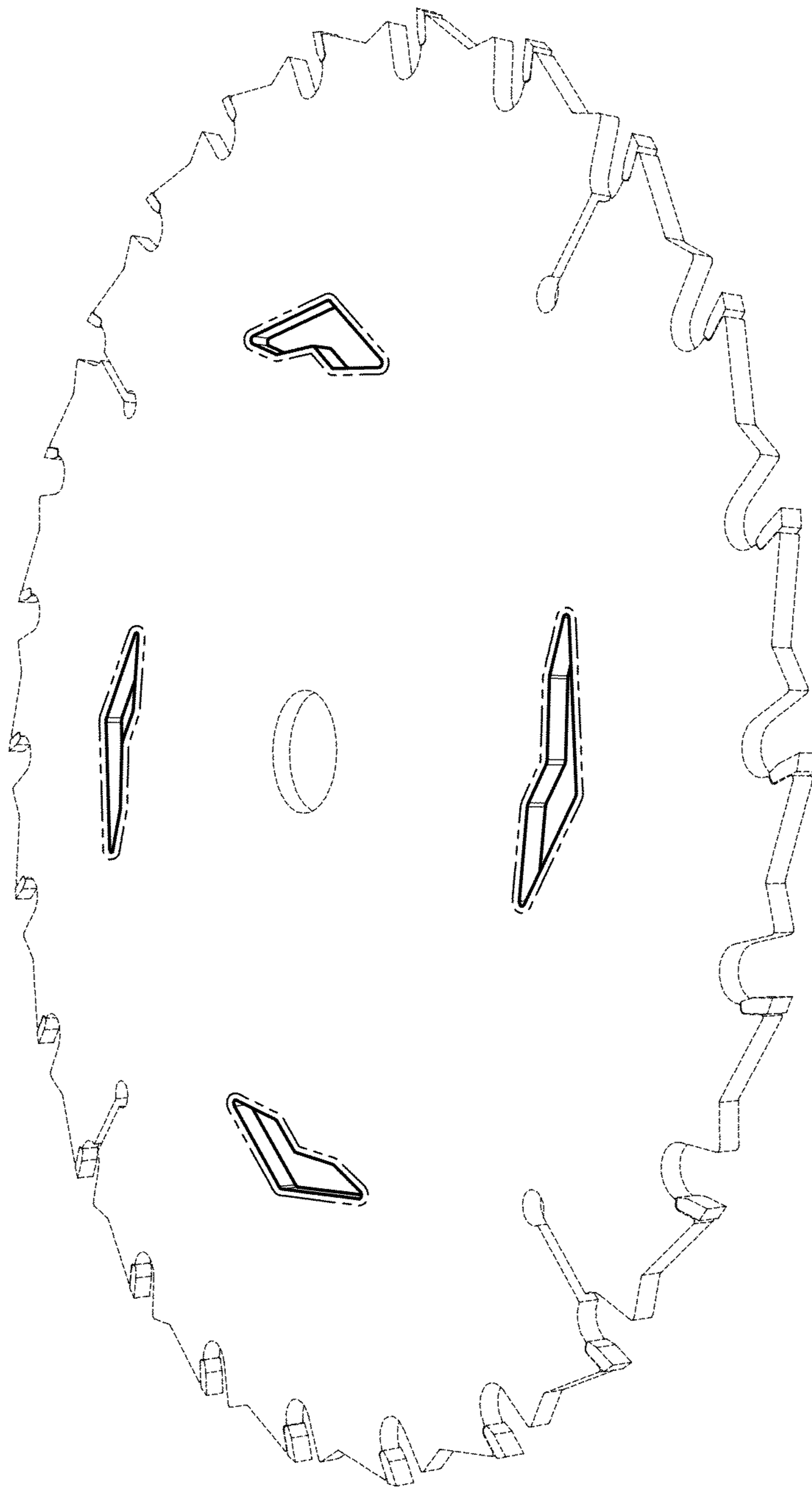


FIG. 1

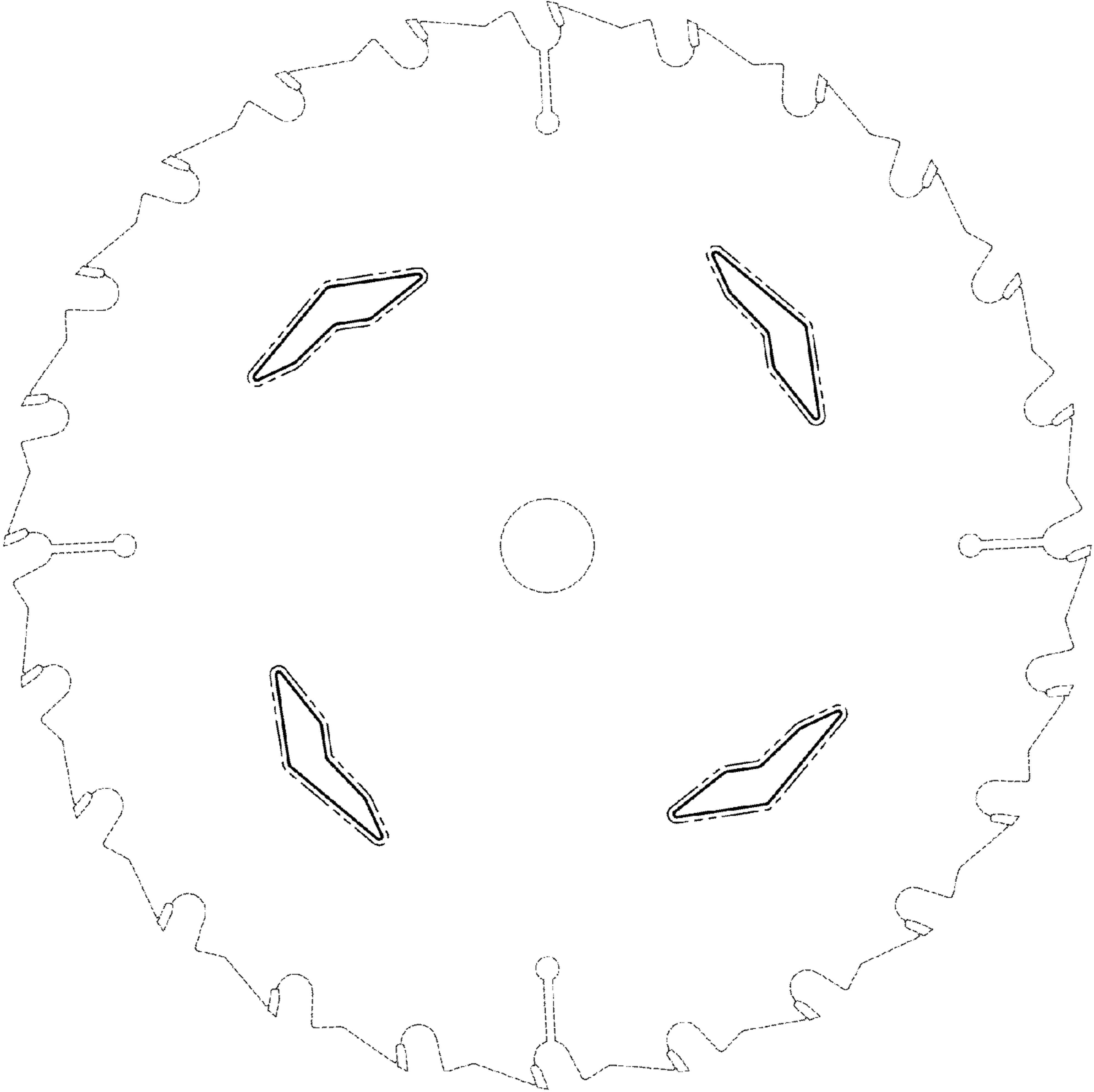


FIG. 2

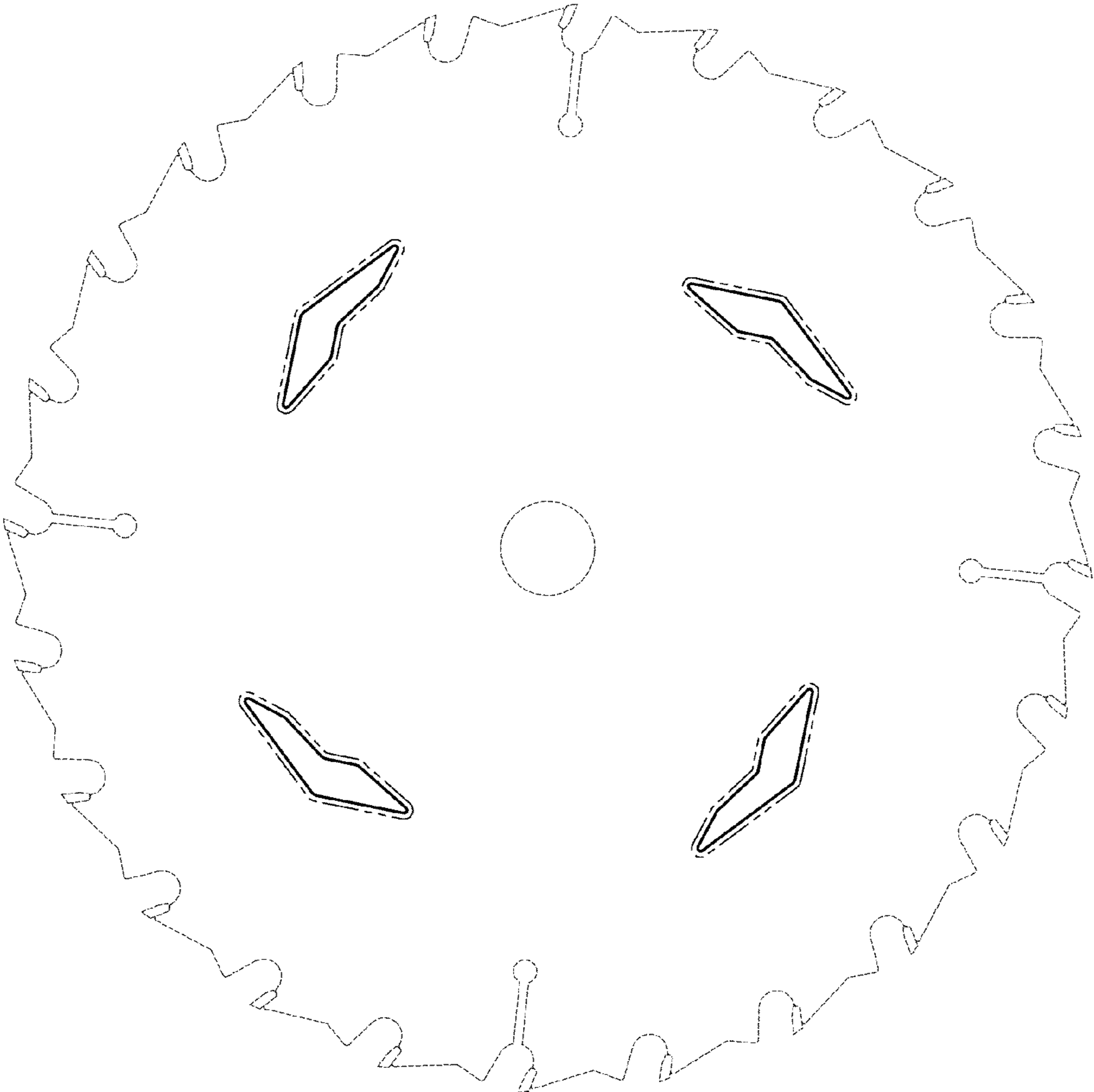


FIG. 3



FIG. 4




FIG. 5



FIG. 6

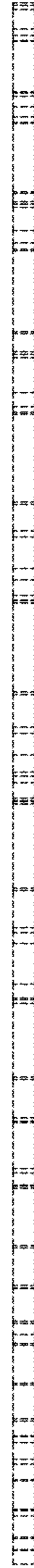


FIG. 7