



US00D745350S

(12) **United States Design Patent**
Hampton et al.

(10) **Patent No.:** **US D745,350 S**

(45) **Date of Patent:** **** Dec. 15, 2015**

- (54) **SAW BLADE TANG**
- (71) Applicant: **Irwin Industrial Tool Company**,
Huntersville, NC (US)
- (72) Inventors: **Stephen A. Hampton**, East
Longmeadow, MA (US); **William B. Korb**, Broad Brook, CT (US); **Douglas K. Fosberg, Jr.**, Wilbraham, MA (US)
- (73) Assignee: **Irwin Industrial Tool Company**,
Huntersville, NC (US)
- (**) Term: **14 Years**
- (21) Appl. No.: **29/504,094**
- (22) Filed: **Oct. 2, 2014**
- (51) **LOC (10) Cl.** **08-03**
- (52) **U.S. Cl.**
USPC **D8/20**
- (58) **Field of Classification Search**
USPC D7/649-652, 662, 663; D8/19, 20, 98;
D15/127, 128, 129, 133, 134, 138,
D15/139; D24/146, 147, 149
CPC ... B23D 61/025; B23D 61/121; B23D 61/126
See application file for complete search history.

- D385,164 S * 10/1997 Hutchins et al. D8/20
- D448,634 S * 10/2001 Hickman D8/20
- D492,412 S * 6/2004 Desoutter et al. D24/146
- D536,791 S * 2/2007 Eskridge et al. D24/146
- D545,650 S * 7/2007 Kiely D8/19
- D601,869 S * 10/2009 Nelson D8/20
- D603,231 S * 11/2009 Fisher et al. D8/20
- D687,275 S * 8/2013 Neitzell
- D706,099 S * 6/2014 Neitzell et al. D8/20
- 2013/0247392 A1 9/2013 Neitzell et al.

OTHER PUBLICATIONS

Design U.S. Appl. No. 29/504,092, filed Oct. 2, 2014 entitled "Saw Tang Blade", Inventor: Hampton et al.
 Design U.S. Appl. No. 29/504,093, filed Oct. 2, 2014 entitled "Saw Tang Blade", Inventor: Hampton et al.
 Design U.S. Appl. No. 29/504,095, filed Oct. 2, 2014 entitled "Saw Tang Blade", Inventor: Hampton et al.

* cited by examiner

Primary Examiner — Elizabeth Albert

(57) **CLAIM**

The ornamental design for a "saw blade tang," as shown and described.

DESCRIPTION

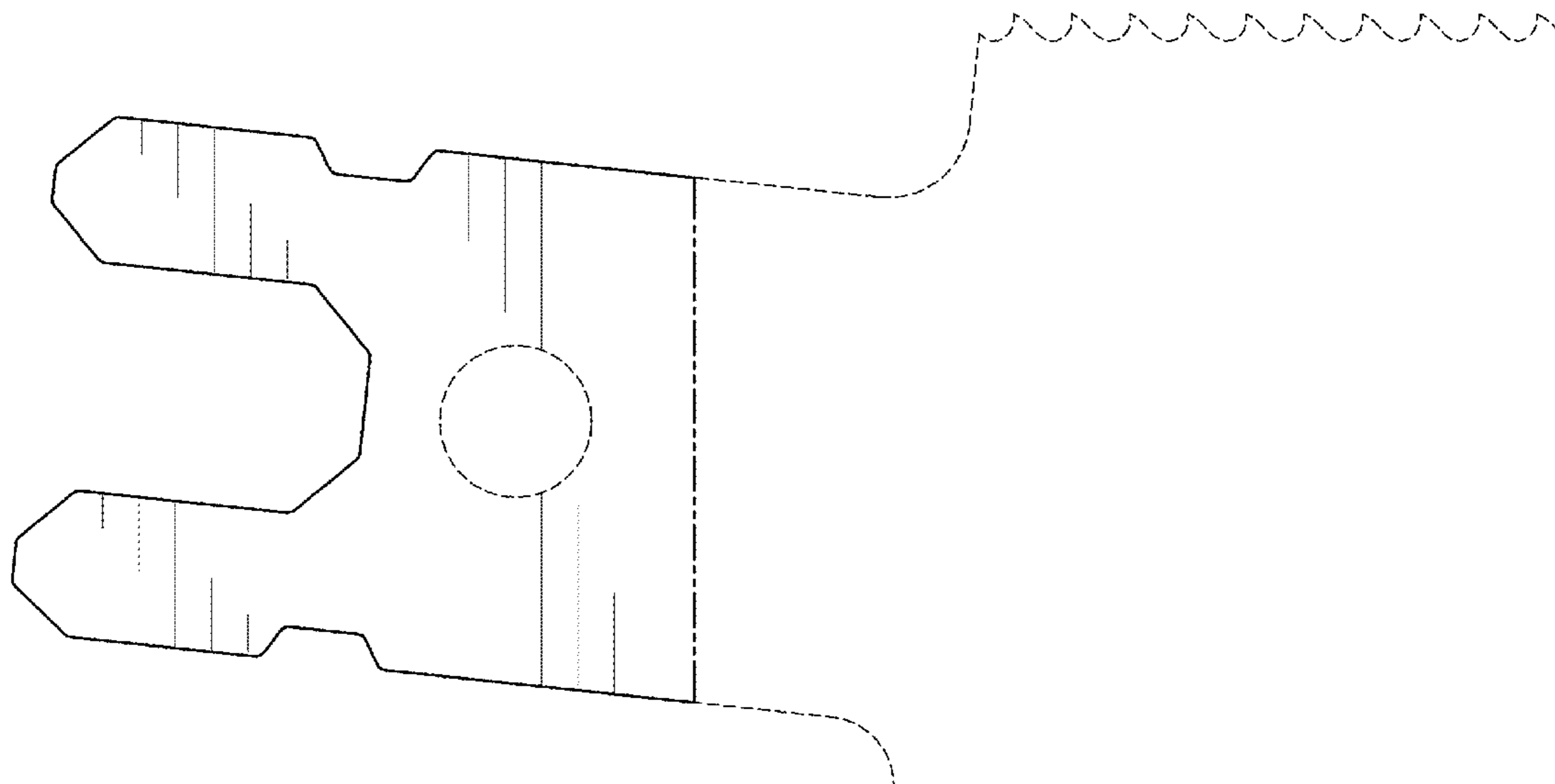
FIG. 1 is a front view of a saw blade tang, showing our new design;
 FIG. 2 is a left view of the saw blade tang;
 FIG. 3 is a right view of the saw blade tang;
 FIG. 4 is a bottom view of the saw blade tang; and,
 FIG. 5 is a top view of the saw blade tang.
 The evenly spaced broken lines in FIGS. 1-5 are included to show features that form no part of the claimed design. The repeated one long and two short broken lines in FIG. 1 that define the bounds of the claimed design form no part thereof.

1 Claim, 3 Drawing Sheets

(56) **References Cited**

U.S. PATENT DOCUMENTS

- 1,125,234 A * 1/1915 White 30/157
- 2,954,808 A * 10/1960 Sweeney et al. 30/375
- 3,028,889 A * 4/1962 McCarty 83/852
- 3,033,251 A * 5/1962 Atkinson et al. 83/835
- 3,703,036 A * 11/1972 Karubian 30/339
- D294,861 S * 3/1988 Detsch D24/147
- D346,318 S * 4/1994 Evans D8/20
- D385,163 S * 10/1997 Hutchins et al. D8/20



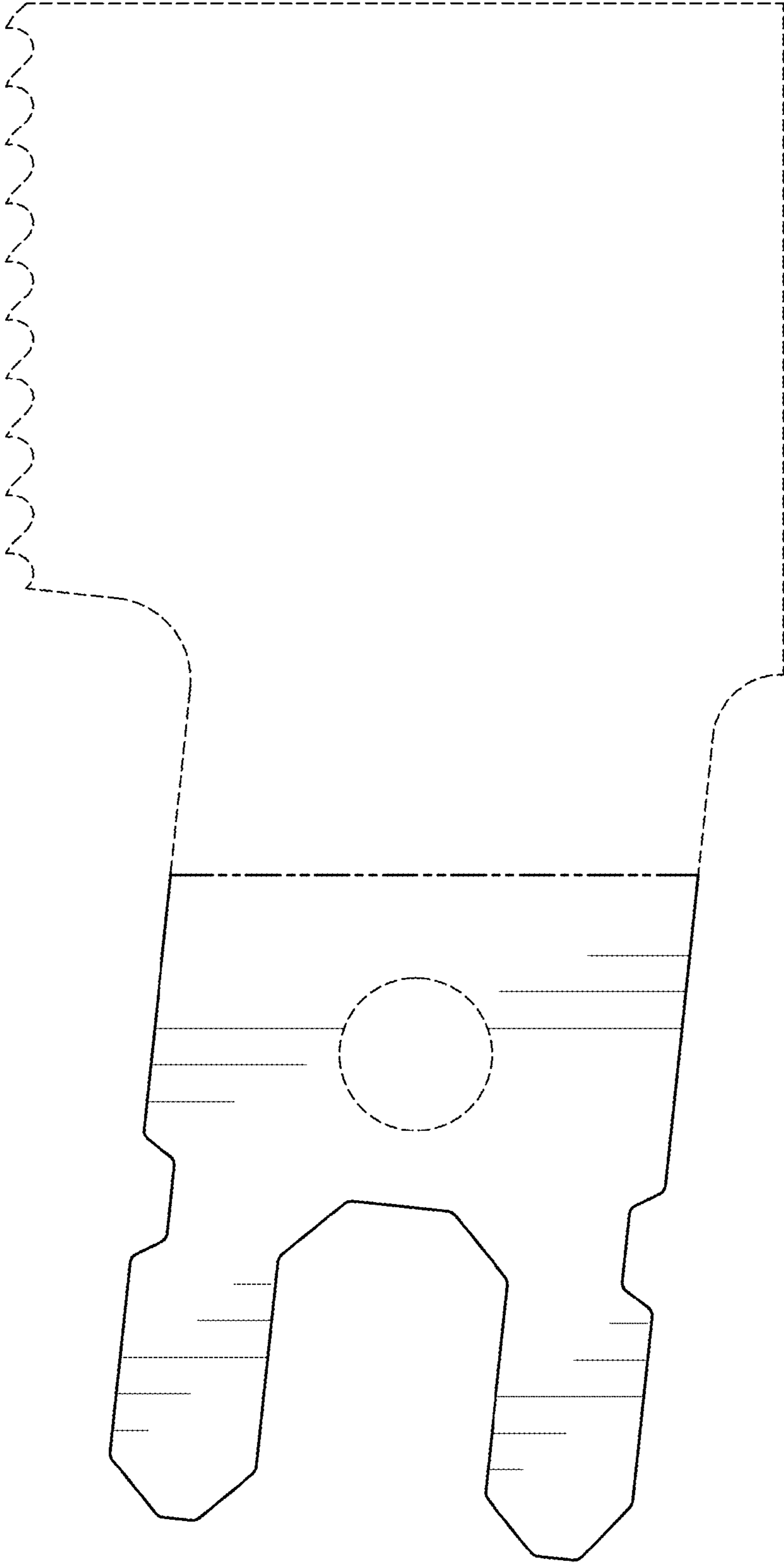


FIG. 1

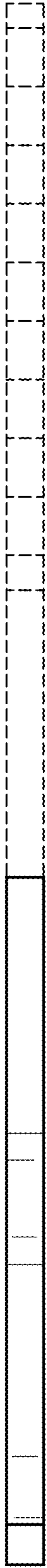


FIG. 2

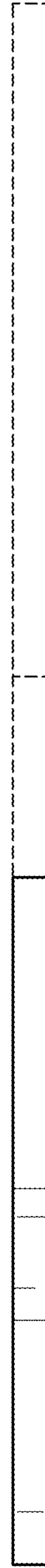


FIG. 3




FIG. 5



FIG. 4