



US00D745326S

(12) **United States Design Patent**
Klar

(10) **Patent No.:** **US D745,326 S**

(45) **Date of Patent:** **** Dec. 15, 2015**

(54) **DIVIDED BOWL**

(71) Applicant: **Trendsformers LLC**, West Orange, NJ (US)

(72) Inventor: **David Klar**, West Orange, NJ (US)

(73) Assignee: **Trendsformers**

(**) Term: **14 Years**

(21) Appl. No.: **29/474,228**

(22) Filed: **Jul. 15, 2014**

(51) **LOC (10) Cl.** **07-01**

(52) **U.S. Cl.**
USPC **D7/555**

(58) **Field of Classification Search**
USPC D7/584, 500, 560, 554.3, 550.1, 538,
D7/571, 587, 586, 551.2, 543, 545, 505,
D7/566, 509, 555; 220/574; D30/129;
D3/304; D19/107, 135, 95
CPC A47G 19/02; A47G 19/06; A47G 23/06;
A47G 19/12; B65D 1/34; A01K 5/0142;
A01K 5/0114

See application file for complete search history.

(56) **References Cited**

U.S. PATENT DOCUMENTS

1,945,013	A *	1/1934	Wilson	A47G 19/02 220/4.23
D413,044	S *	8/1999	Zappolo	D7/555
D426,751	S *	6/2000	Obra	D7/549
D434,276	S *	11/2000	Obra	D7/549
D496,829	S *	10/2004	Guzzini	D7/553.6
D514,384	S *	2/2006	Mitchell	D7/352
D670,041	S *	10/2012	Chance	D30/129
D718,092	S *	11/2014	Lion	D7/555

* cited by examiner

Primary Examiner — Cynthia Underwood

(57) **CLAIM**

The ornamental design for a divided bowl, as shown and described.

DESCRIPTION

FIG. 1 is a perspective view of the divided bowl;
FIG. 2 is a top plan view of the divided bowl;
FIG. 3 is a bottom plan view of the divided bowl;
FIG. 4 is a side view; seen from the direction of line 4-4 in FIG. 2.
FIG. 5 is a side view, as seen from the direction of line 5-5 in FIG. 2; and,
FIG. 6 is a side view; the opposite side is being a mirror image.

1 Claim, 1 Drawing Sheet




Fig.1

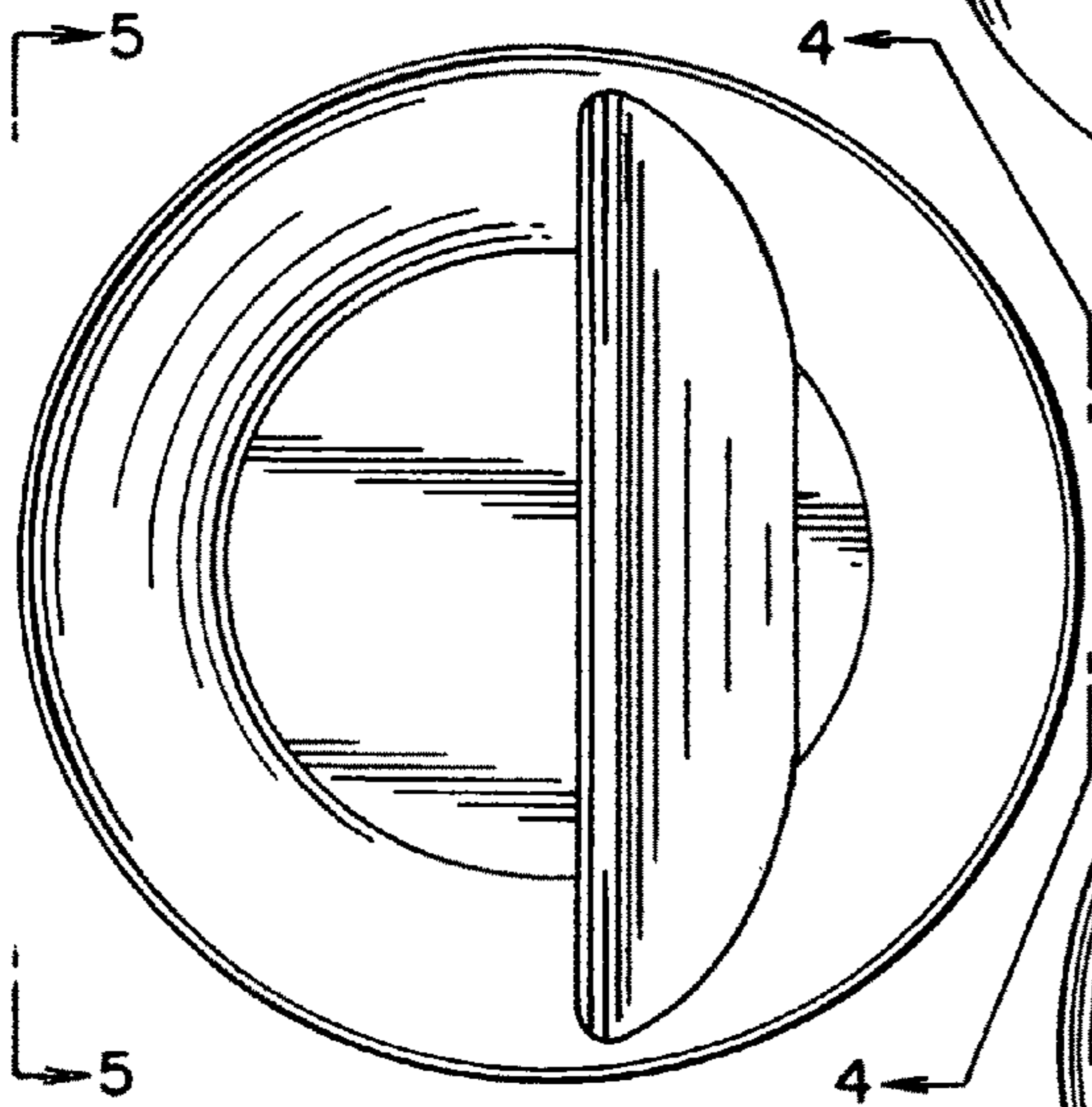



Fig.2

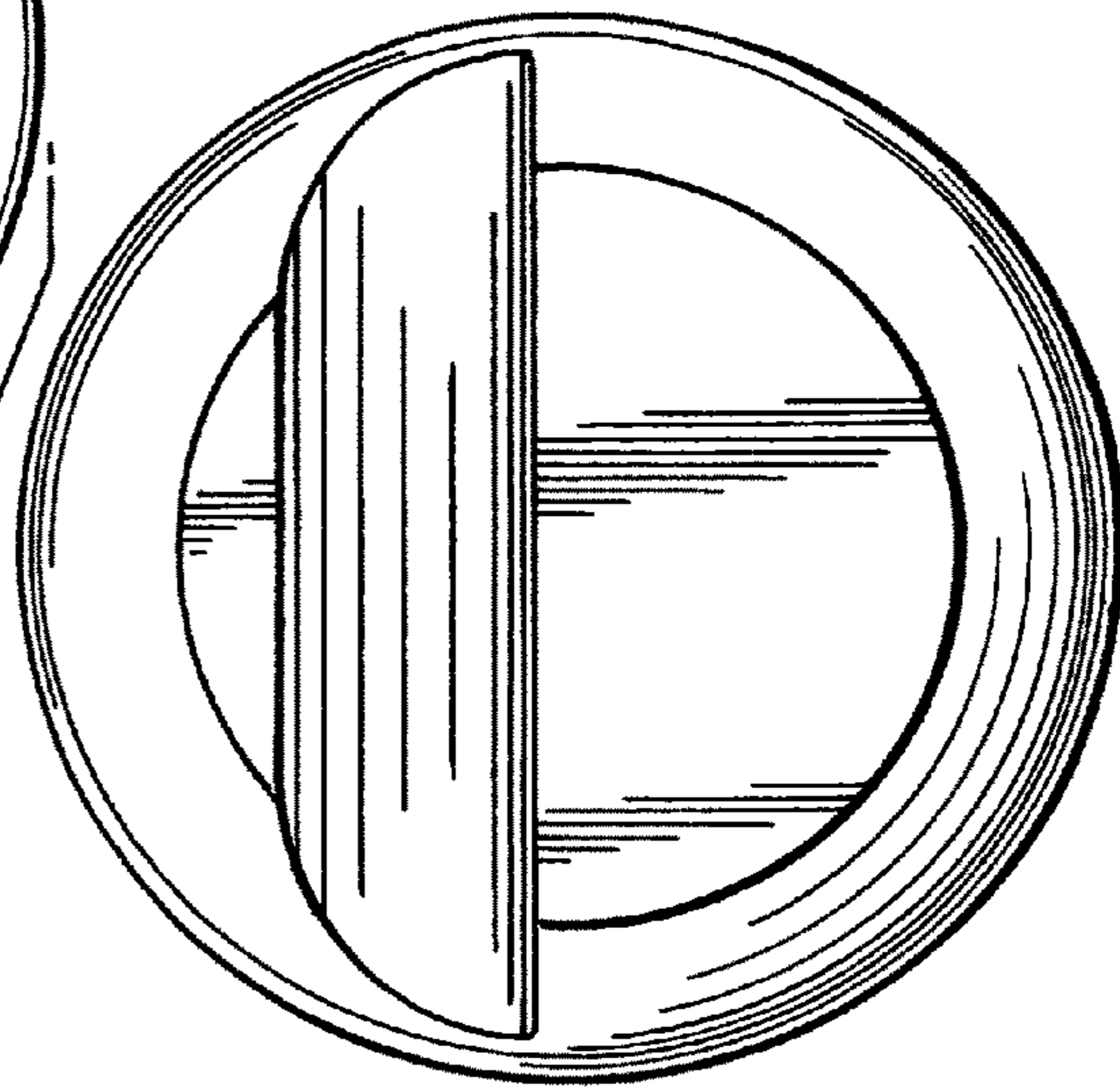


Fig.3




Fig.4




Fig.5

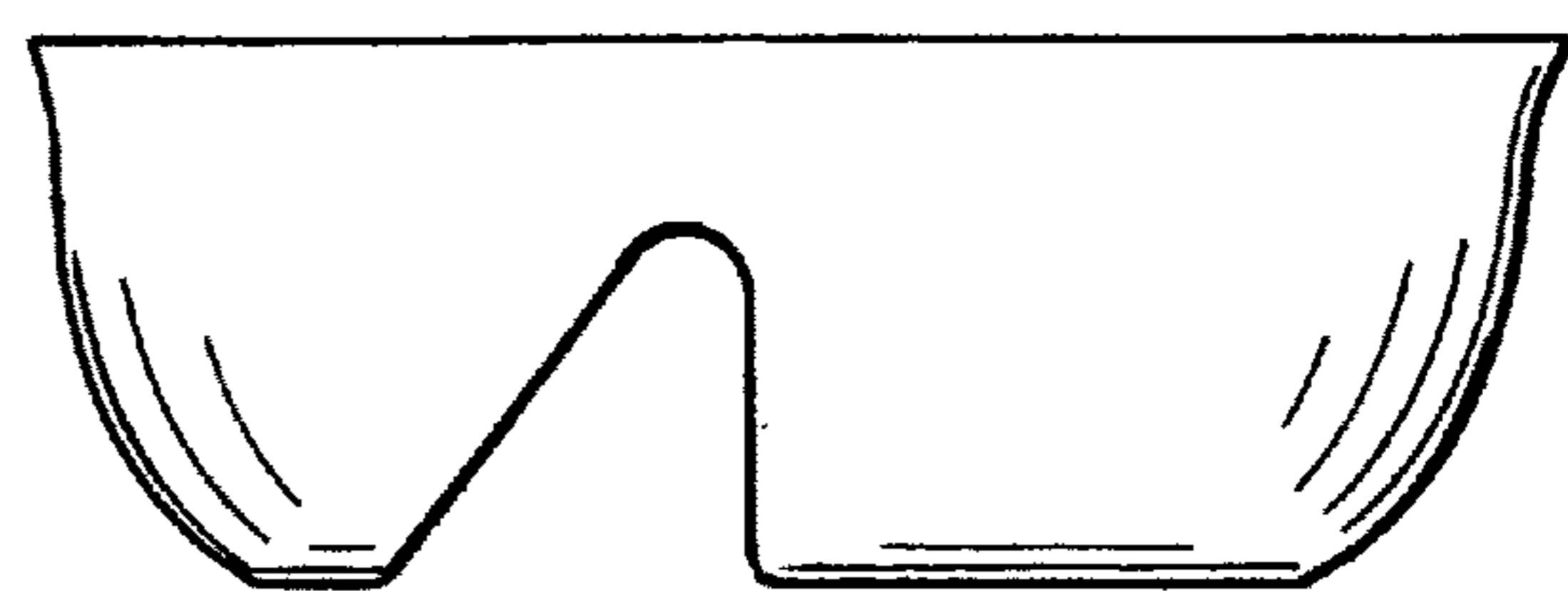


Fig.6