



US00D745312S

(12) **United States Design Patent**
Lovgren

(10) **Patent No.:** **US D745,312 S**
(45) **Date of Patent:** **** Dec. 15, 2015**

(54) **BAKING PAN AND CONTAINER SYSTEM FOR CUPCAKES**

(71) Applicant: **Stephen John Lovgren**, Bay Shore, NY (US)

(72) Inventor: **Stephen John Lovgren**, Bay Shore, NY (US)

(**) Term: **14 Years**

(21) Appl. No.: **29/470,249**

(22) Filed: **Dec. 26, 2013**

(51) **LOC (10) Cl.** **07-02**

(52) **U.S. Cl.**
USPC **D7/357; D7/354**

(58) **Field of Classification Search**
USPC D7/323, 354-361, 543, 545, 549, 550.1, D7/553.1-553.8, 554.1-554.4, 555, 584, D7/586; D9/430-433, 455-456, 737, D9/756-762
CPC A21B 3/00; A21B 3/13; A21B 3/15; A21B 3/132; A21B 3/134; A21B 5/00; A21B 5/02; A47J 36/022; A47J 36/025; A47J 36/027; A47J 37/00; A47J 37/04; B65D 1/22; B65D 1/24; B65D 1/34; B65D 1/36; B65D 25/02; B65D 43/162; B65D 81/343; B65D 85/36
See application file for complete search history.

(56) **References Cited**

U.S. PATENT DOCUMENTS

D346,528 S * 5/1994 Crawford et al. D7/357
D353,977 S * 1/1995 Muschett D7/708

D400,055 S * 10/1998 Mc Fadzean D7/610
6,003,671 A * 12/1999 McDonough et al. 206/493
6,146,673 A * 11/2000 Ferguson 426/115
D481,584 S * 11/2003 Nolan D7/357
6,905,017 B1 * 6/2005 Sarnoff et al. 206/223
D553,902 S * 10/2007 Barber D7/357
D574,180 S * 8/2008 Broom D7/357
D596,444 S * 7/2009 Harvey D7/354
8,545,914 B1 * 10/2013 Mastroianni 426/115
2005/0242099 A1 * 11/2005 Berryhill 220/573.1
2008/0314259 A1 * 12/2008 Broom 99/426

* cited by examiner

Primary Examiner — Ricky Pham

(74) *Attorney, Agent, or Firm* — Harold G. Furlow, Esq

(57) **CLAIM**

The ornamental design for a baking pan and container system for cupcakes, as shown and described.

DESCRIPTION

FIG. 1 is an exploded side view of a baking pan and container system for cupcakes embodying my new design;
FIG. 2 is a top plan view of the lid thereof; shown without the baking pan for ease of illustration;
FIG. 3 is a rear view of the lid thereof; shown without the baking pan for ease of illustration;
FIG. 4 is a front view of the lid thereof; shown without the baking pan for ease of illustration;
FIG. 5 is a top plan view of the baking pan thereof; shown without the lid for ease of illustration; and,
FIG. 6 is a front view of the baking pan thereof; the rear view being a mirror image.
The broken lines in the drawings are for illustrative purposes only and form no part of claimed designs.

1 Claim, 3 Drawing Sheets

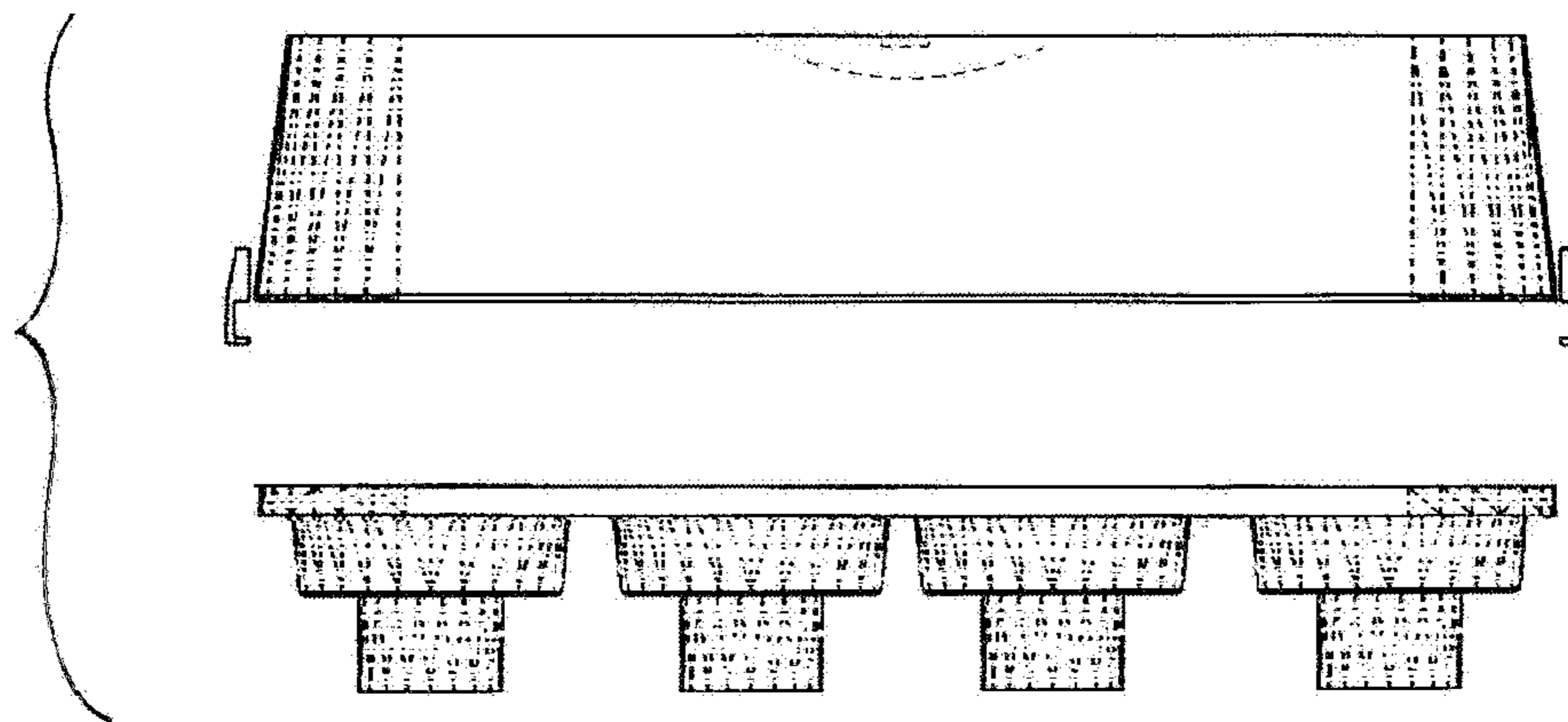
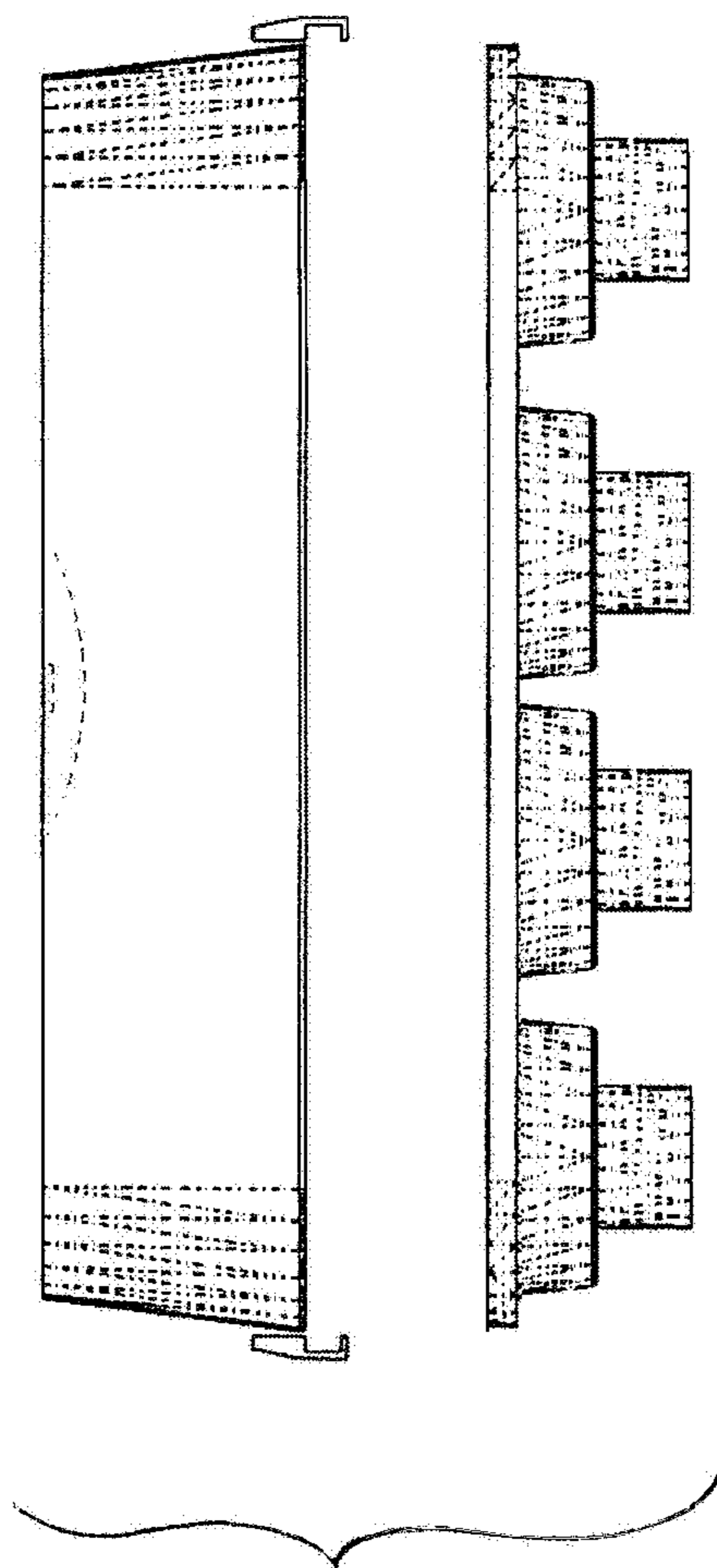


Figure 1






Figure 4

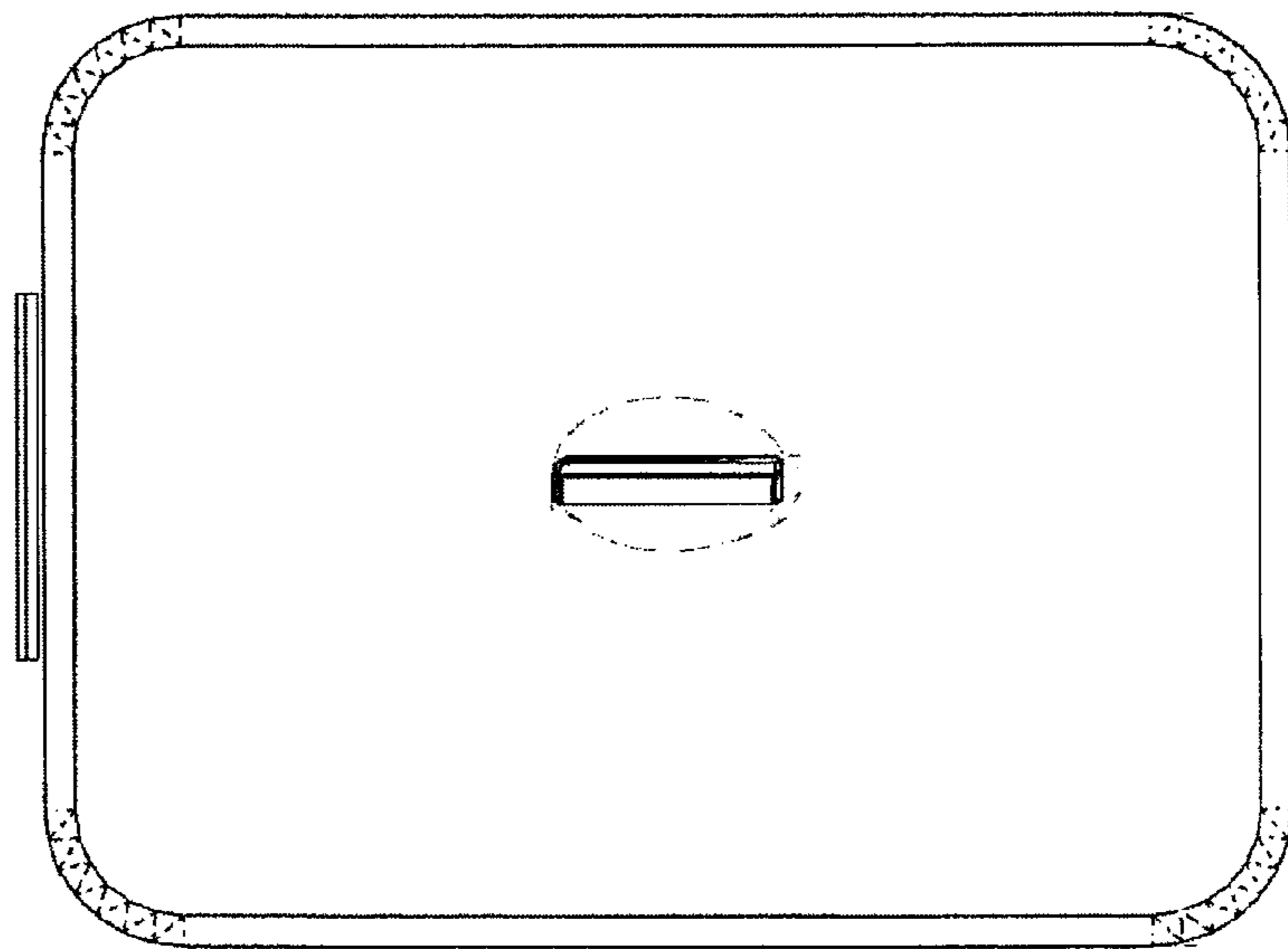


Figure 2

Figure 5

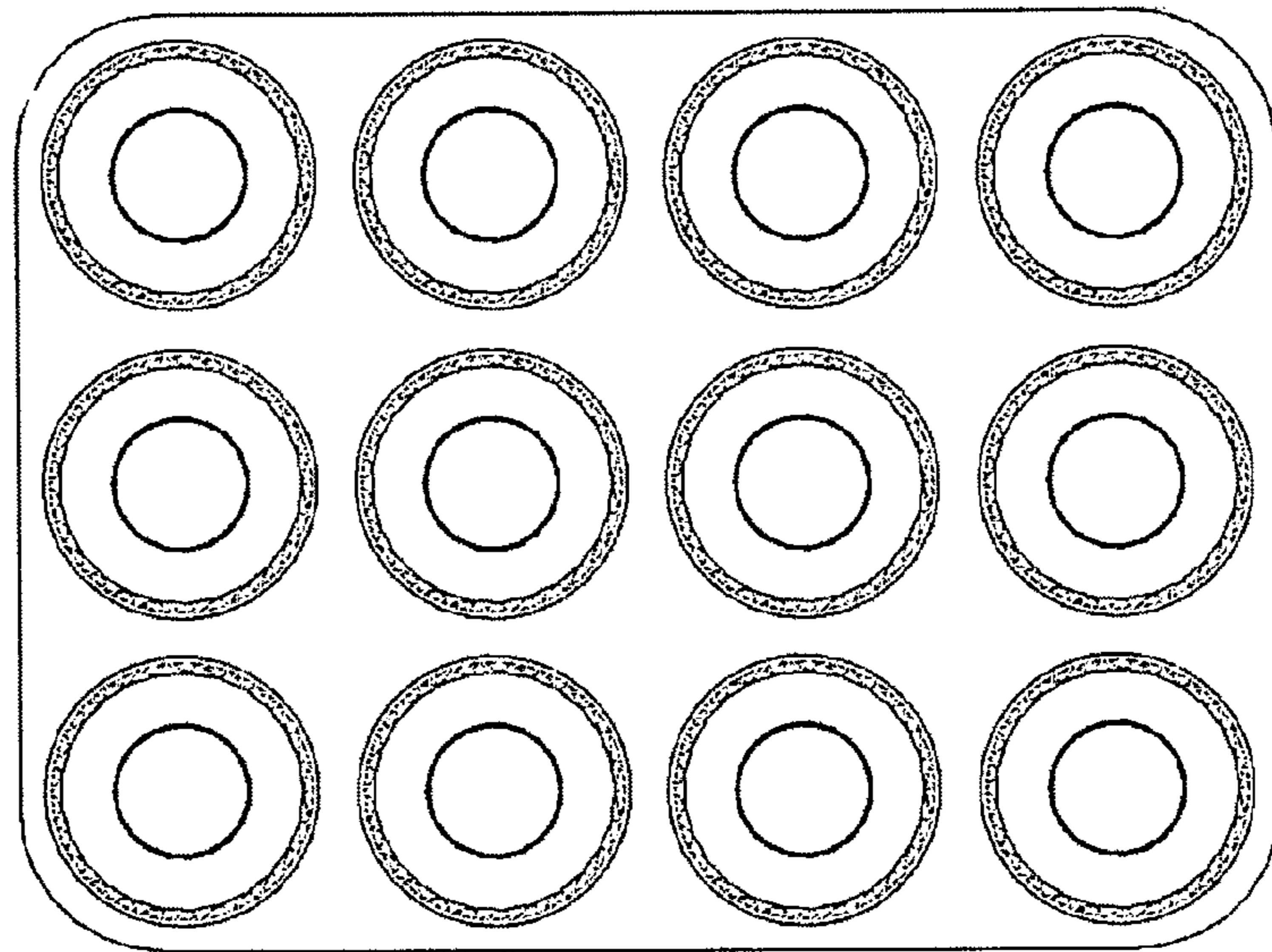


Figure 3




Figure 6

