



US00D745308S

(12) **United States Design Patent**
Roth et al.

(10) **Patent No.:** **US D745,308 S**
(45) **Date of Patent:** **** Dec. 15, 2015**

(54) **PITCHER WITH TWO-STAGE WATER FILTRATION**

(71) Applicant: **Cool Gear International, LLC**,
Plymouth, MA (US)

(72) Inventors: **Donna Roth**, Duxbury, MA (US);
Henry Roth, Plymouth, MA (US); **John D. Mason**, Brockton, MA (US)

(73) Assignee: **Cool Gear International, LLC**,
Plymouth, MA (US)

(**) Term: **14 Years**

(21) Appl. No.: **29/490,818**

(22) Filed: **May 13, 2014**

(51) **LOC (10) Cl.** **07-01**

(52) **U.S. Cl.**
USPC **D7/319; D7/317; D23/209**

(58) **Field of Classification Search**
USPC D7/318, 319, 300, 303, 310, 311, 312,
D7/320, 314, 315, 316, 317, 321, 322, 589,
D7/590, 667, 392, 397, 399, 400; 222/461,
222/146.5, 481, 544, 129.1, 189.06,
222/189.07; 99/279, 358, 453, 451, 287;
D10/46.2; D23/209

CPC A47J 27/21; A47J 27/21008; A47J
27/21041; A47J 41/00; A47J 31/005; A47J
31/06; A47J 31/00; A47J 31/24; A47J 31/14;
B65D 25/28; B65D 25/40; B65D 21/02;
G01F 19/00; B01D 35/02; B01D 35/28

See application file for complete search history.

(56) **References Cited**

U.S. PATENT DOCUMENTS

866,545 A * 9/1907 Whitman 222/189.07
2,258,524 A * 10/1941 Vigurs 210/467

D235,183 S *	5/1975	Braun	D7/667
5,637,214 A *	6/1997	Kahana	210/282
D383,351 S *	9/1997	DeMore	D7/319
D389,004 S *	1/1998	Hampshire et al.	D7/319
5,803,316 A *	9/1998	Couture	222/189.07
D450,521 S *	11/2001	Joergensen	D7/319
D531,445 S *	11/2006	Bodum	D7/312
D536,205 S *	2/2007	Jensen et al.	D7/316
D558,508 S *	1/2008	Picozza et al.	D7/317
D558,516 S *	1/2008	Bulala et al.	D7/400
D568,666 S *	5/2008	Souloglou	D7/317
D585,231 S *	1/2009	Bulala et al.	D7/319
D585,232 S *	1/2009	Bodum	D7/319
D587,514 S *	3/2009	Bodum	D7/319
D598,234 S *	8/2009	Bodum	D7/319
D603,648 S *	11/2009	Bodum	D7/321
D626,777 S *	11/2010	Bell et al.	D7/319
D626,779 S *	11/2010	Bell et al.	D7/319
D632,520 S *	2/2011	Bell et al.	D7/319
D633,325 S *	3/2011	McArdle	D7/319
D644,072 S *	8/2011	McDonald et al.	D7/667
D649,827 S *	12/2011	Smiedt et al.	D7/319

(Continued)

Primary Examiner — Marianne Pandozzi

Assistant Examiner — Jae Liang

(74) *Attorney, Agent, or Firm* — Mintz Levin Cohn Ferris
Glovsky and Popeo, P.C.; Steve Jensen; Richard B. Emmons

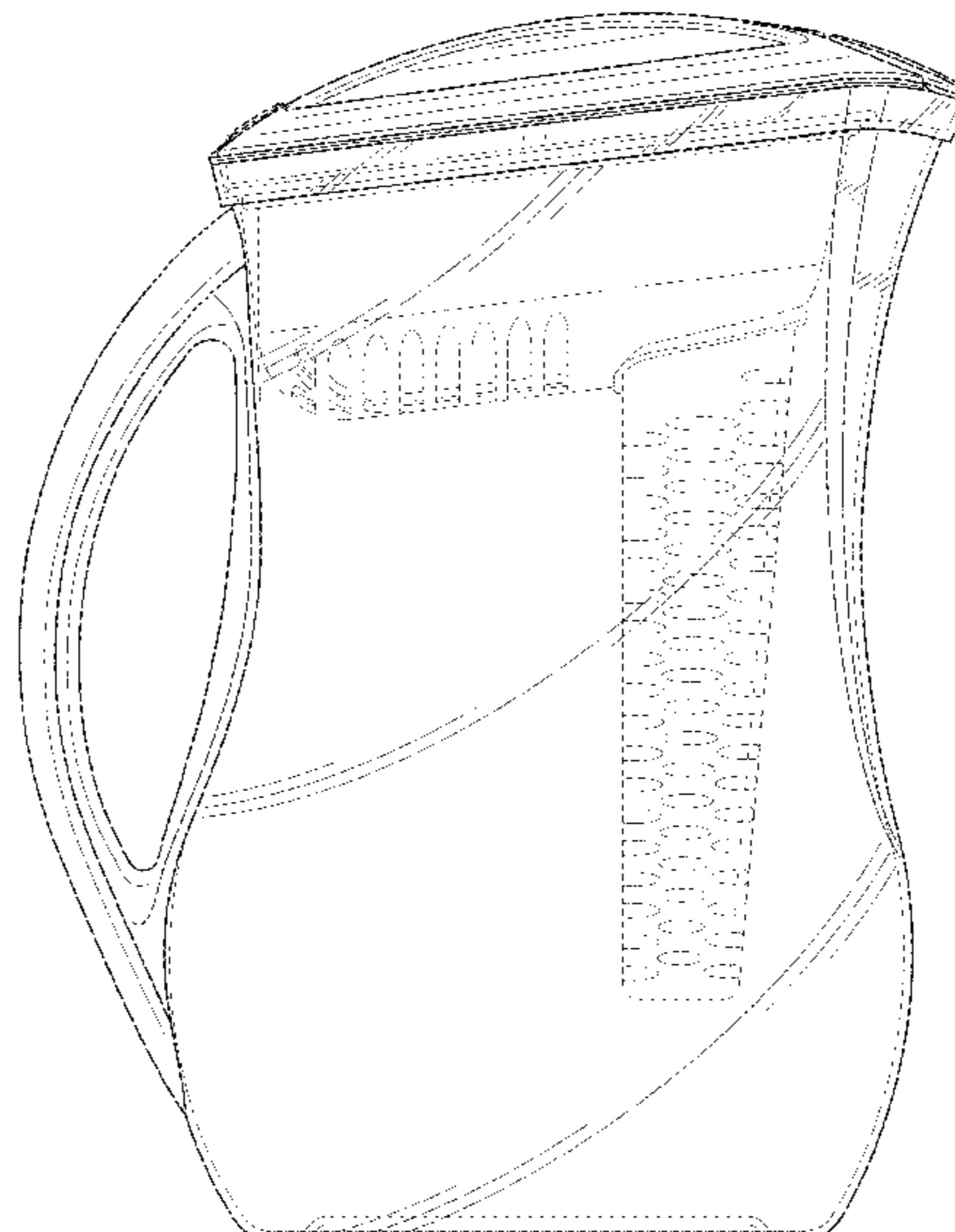
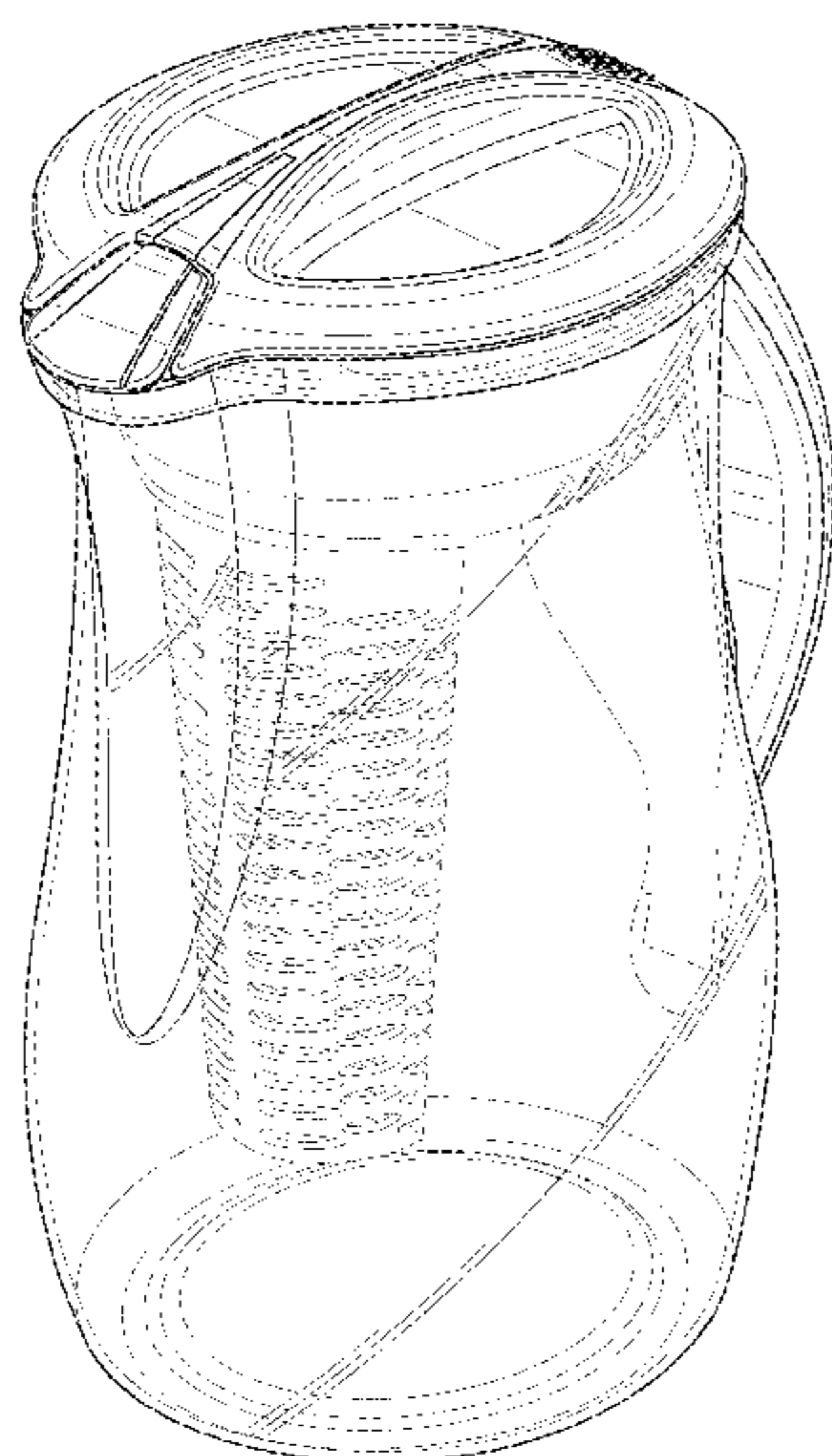
(57) **CLAIM**

The ornamental design for a pitcher with two-stage water filtration, as shown and described.

DESCRIPTION

FIG. 1 is a perspective of a pitcher with two-stage water filtration showing our new design;
FIG. 2 is a front view thereof;
FIG. 3 is a rear view thereof;
FIG. 4 is a left side view thereof;
FIG. 5 is a right side view thereof;
FIG. 6 is a top view thereof; and,
FIG. 7 is a bottom view thereof.

1 Claim, 7 Drawing Sheets



(56)

References Cited

U.S. PATENT DOCUMENTS

D657,180 S *	4/2012	Smiedt et al.	D7/319	D691,418 S *	10/2013	Minton et al.	D7/400
D658,827 S *	5/2012	Lipscomb et al.	D30/162	D713,685 S *	9/2014	Eyal	D7/507
D663,580 S *	7/2012	Vagnby	D7/400	D717,594 S *	11/2014	Taketani et al.	D7/400
D680,791 S *	4/2013	Bell et al.	D7/317	D720,174 S *	12/2014	Melzer et al.	D7/319
D687,713 S *	8/2013	Kallenbach et al.	D9/531	2011/0265438 A1 *	11/2011	Ryan	55/503
				2013/0118358 A1 *	5/2013	Lown	99/279
				2013/0199989 A1 *	8/2013	Carter et al.	210/464

* cited by examiner

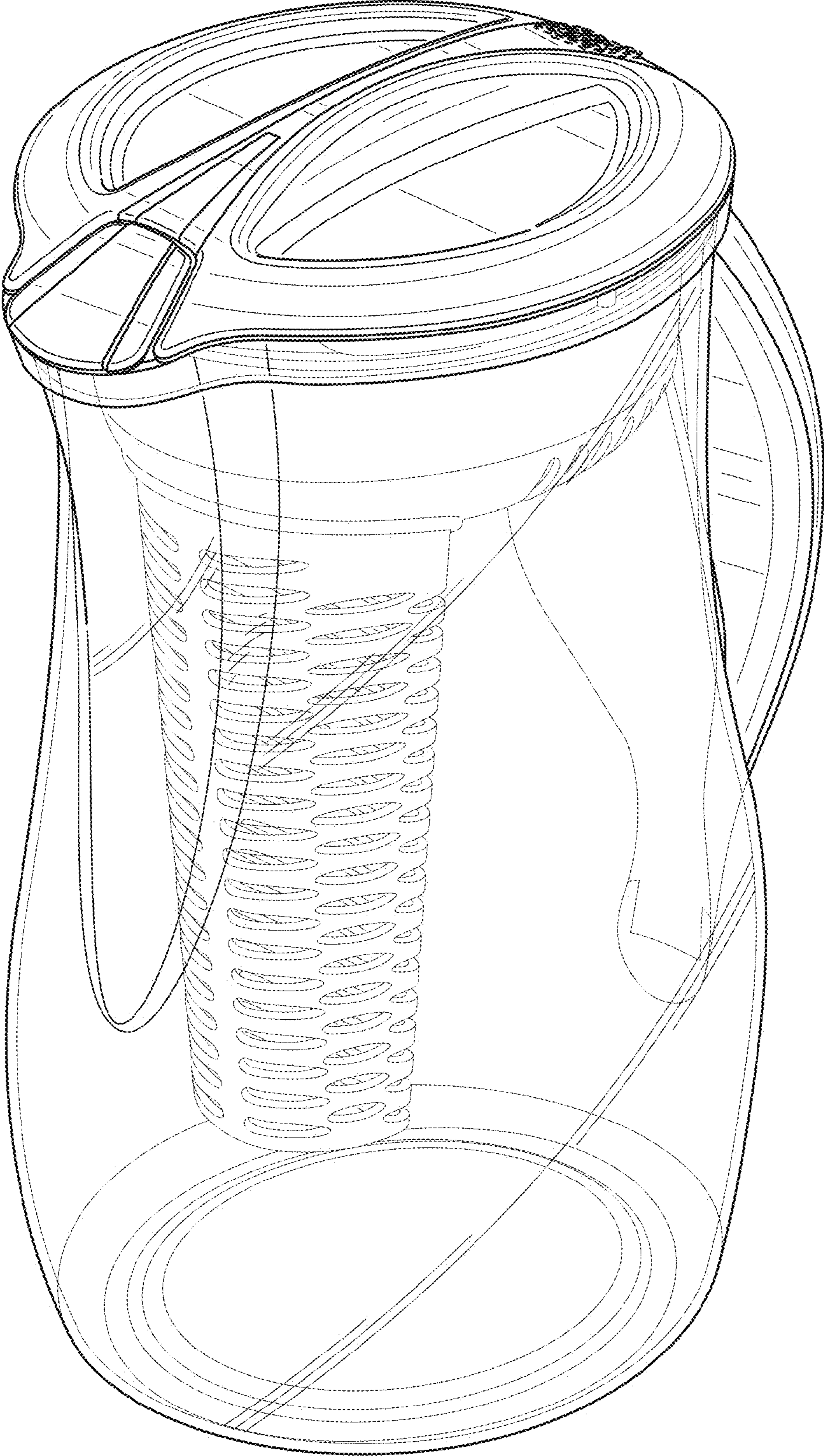


FIG. 1

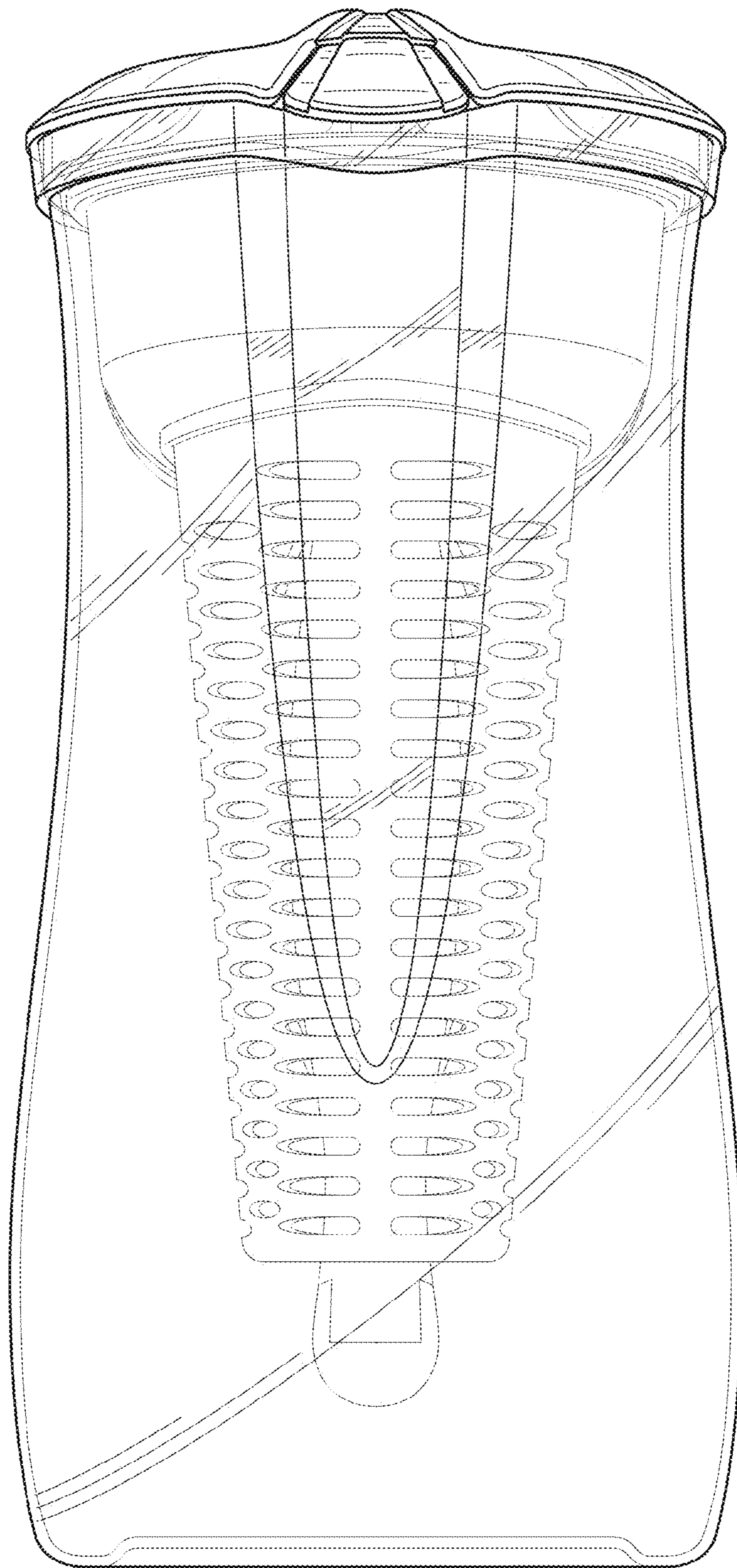


FIG. 2

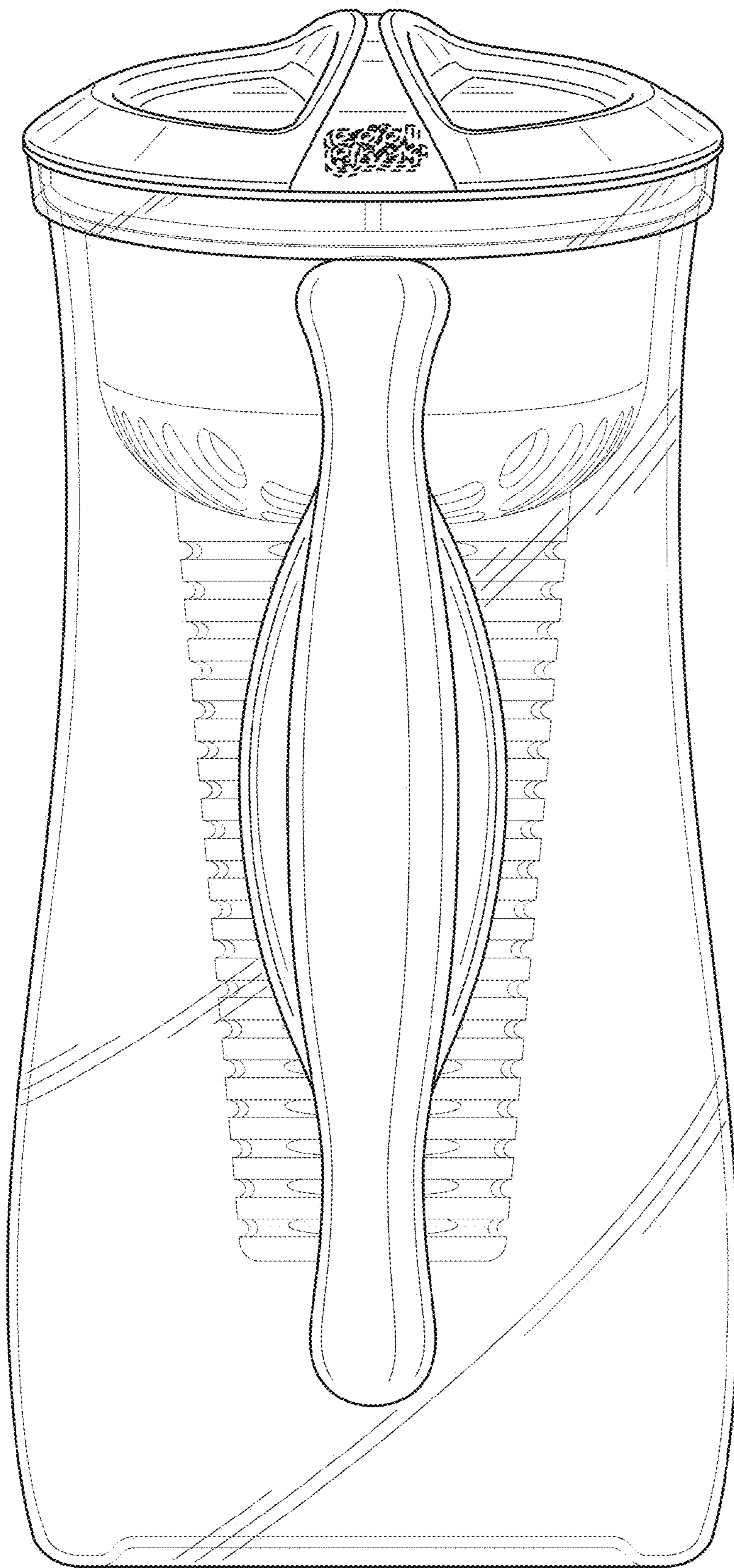


FIG. 3

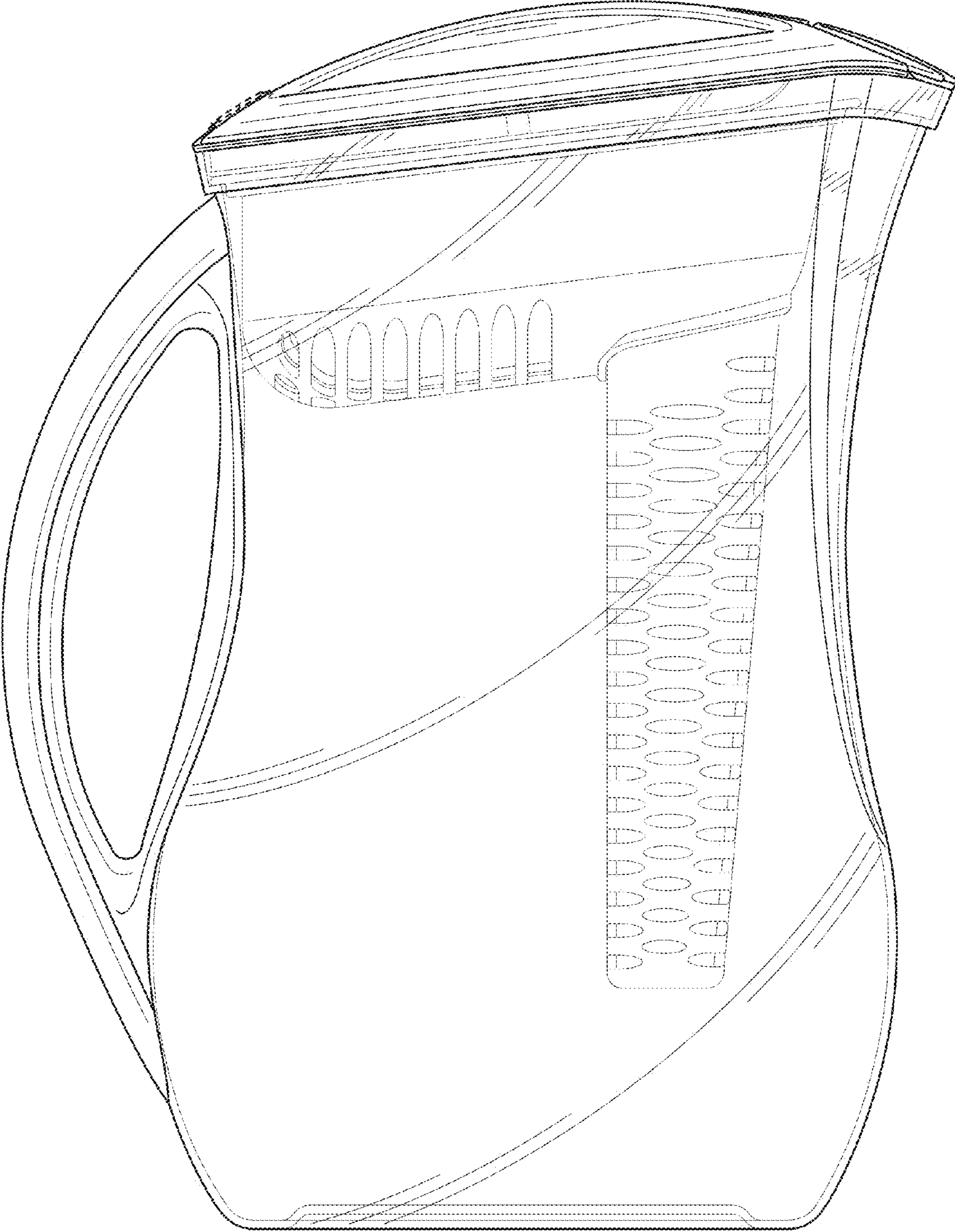


FIG. 4

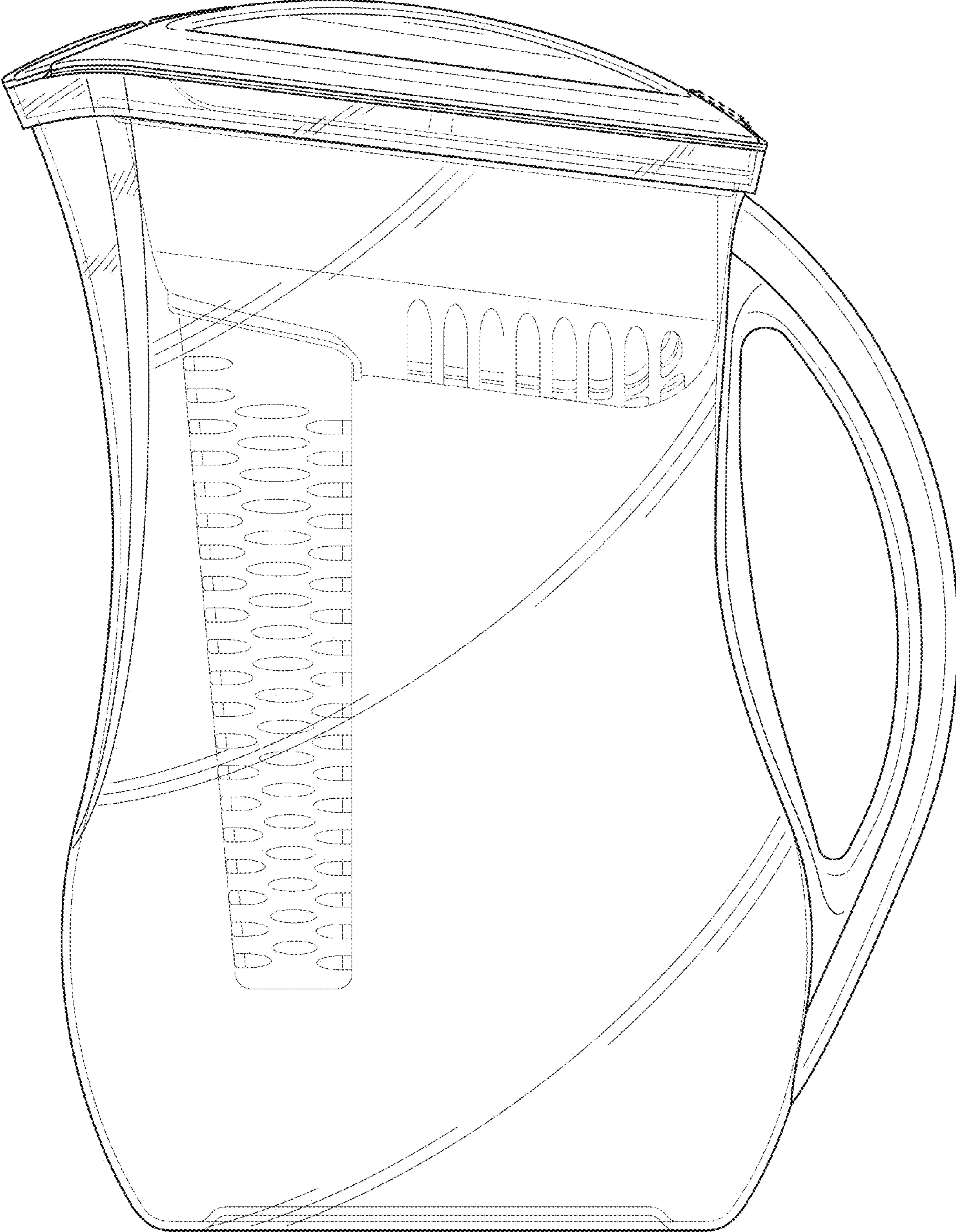


FIG. 5

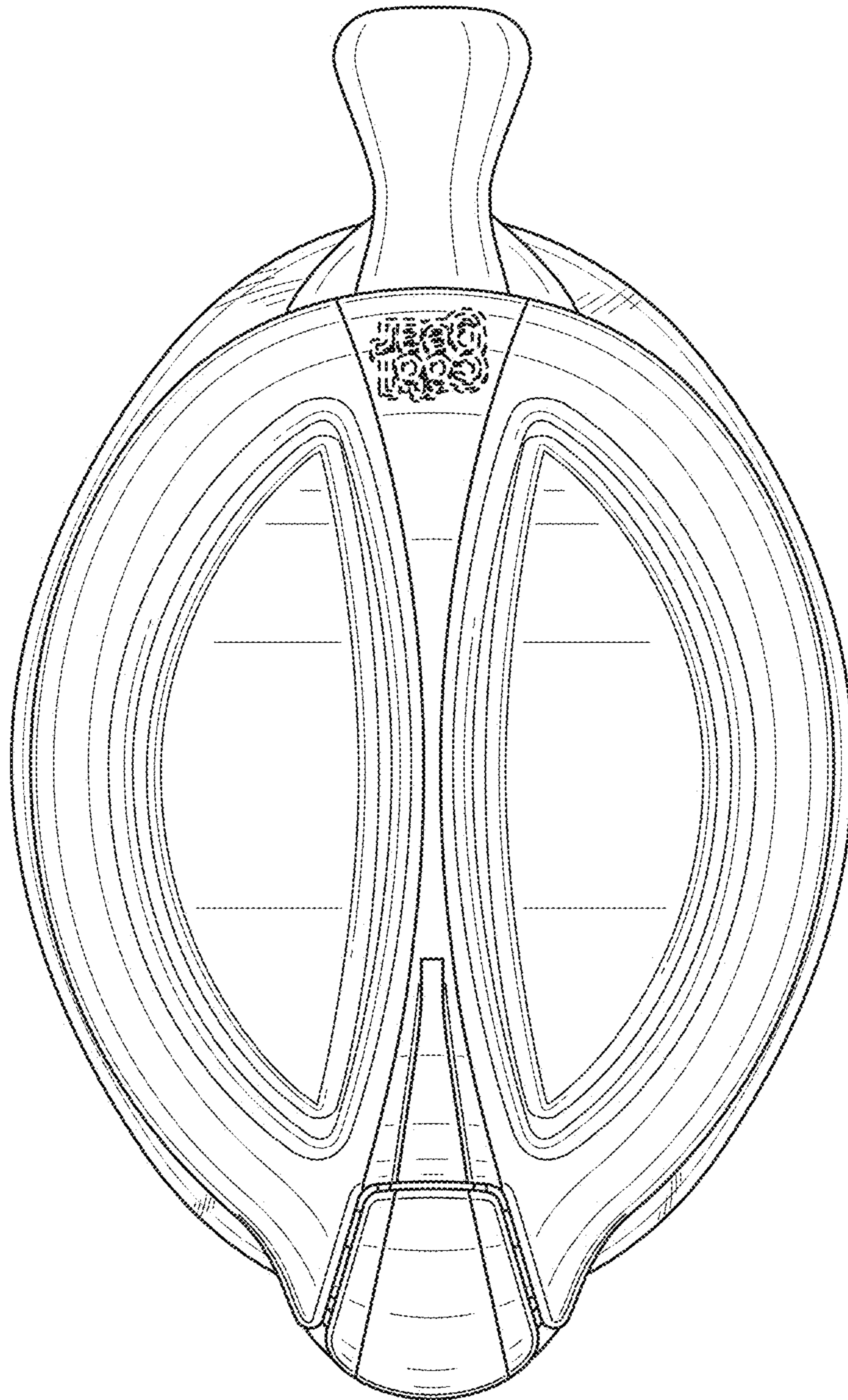


FIG. 6

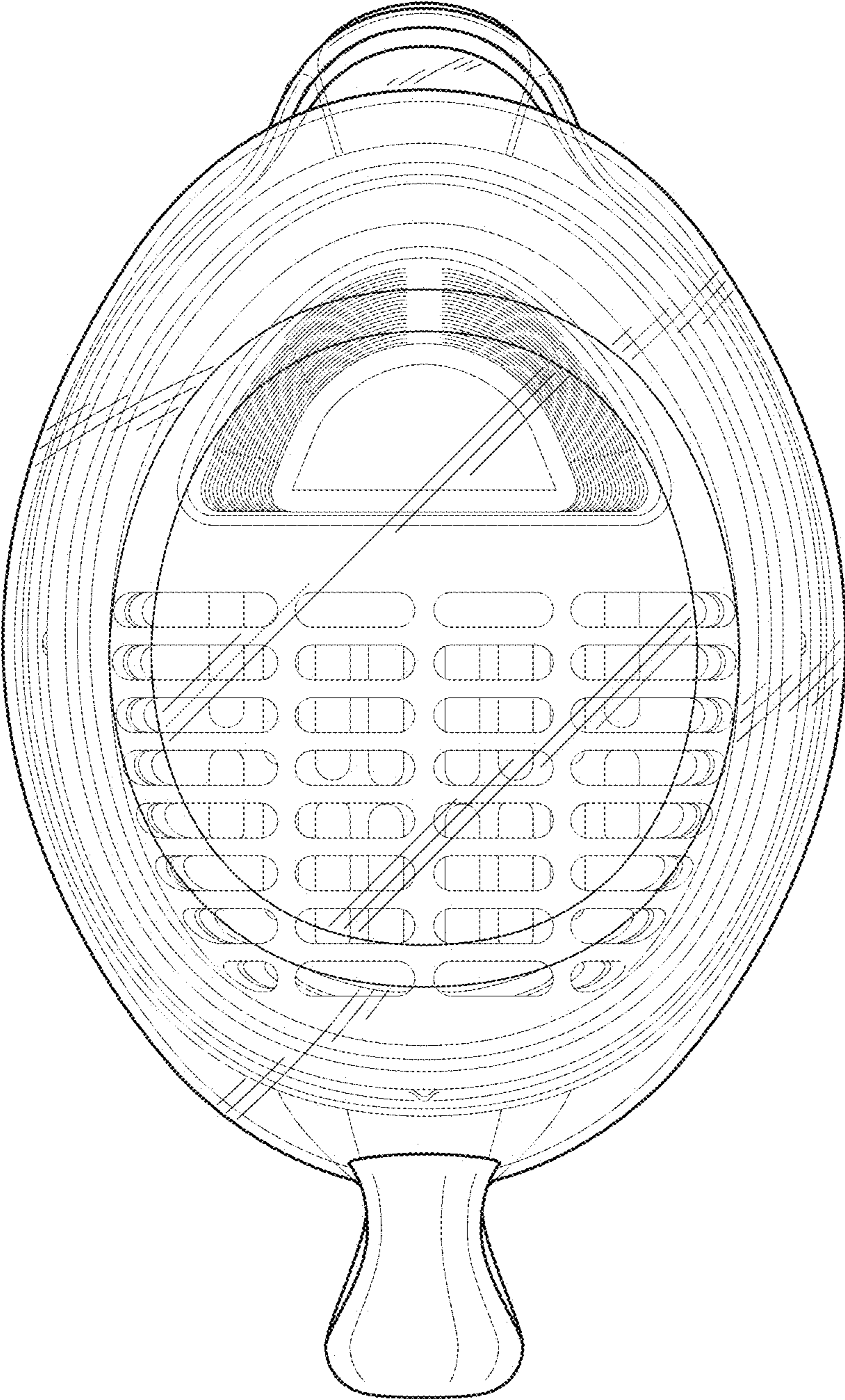


FIG. 7