



US00D745303S

(12) **United States Design Patent**
Harvey et al.

(10) **Patent No.:** **US D745,303 S**

(45) **Date of Patent:** **** Dec. 15, 2015**

(54) **BEVERAGE DISPENSER**

(56) **References Cited**

(71) Applicant: **The Coca-Cola Company**, Atlanta, GA
(US)

U.S. PATENT DOCUMENTS

(72) Inventors: **David Harvey**, Suwanee, GA (US);
Daniel S. Quartarone, Atlanta, GA
(US); **Scott M. Harrison**, Atlanta, GA
(US); **Jae Ho Cha**, Atlanta, GA (US);
Kris Tomasson, Atlanta, GA (US);
Simon Alan Daniel, London (GB);
Christopher Michael Weston, London
(GB)

D418,000	S	*	12/1999	Mork et al.	D7/309
D437,173	S	*	2/2001	Naft et al.	D7/309
D453,655	S	*	2/2002	Powell et al.	D7/306
D481,580	S	*	11/2003	Daniels et al.	D7/309
D514,371	S	*	2/2006	Yang et al.	D7/309
D529,752	S	*	10/2006	Sumser et al.	D7/309
D556,496	S	*	12/2007	Fung	D7/309
D608,129	S	*	1/2010	Spear et al.	D7/306
D623,000	S	*	9/2010	Murayyou et al.	D7/309
D709,722	S	*	7/2014	Luippold et al.	D7/306
8,776,671	B2	*	7/2014	Van Os et al.	99/286
D710,643	S	*	8/2014	Broen et al.	D7/306
D716,093	S	*	10/2014	Jakeman et al.	D7/306

* cited by examiner

(73) Assignee: **The Coca Cola Company**, Atlanta, GA
(US)

Primary Examiner — Marianne Pandozzi

(**) Term: **14 Years**

(74) *Attorney, Agent, or Firm* — McAndrews Held & Malloy, Ltd.

(21) Appl. No.: **29/489,820**

(57) **CLAIM**

The ornamental design for a beverage dispenser, as shown and described.

(22) Filed: **May 2, 2014**

DESCRIPTION

(51) **LOC (10) Cl.** **07-01**

(52) **U.S. Cl.**

USPC **D7/306; D7/311**

(58) **Field of Classification Search**

USPC D7/306-311, 305, 300, 313, 399, 398,
D7/397; 99/279, 284, 290, 280, 299, 307,
99/305, 295, 308, 309, 323.1; 222/23,
222/129.1; 62/395; D20/1; D23/207, 209

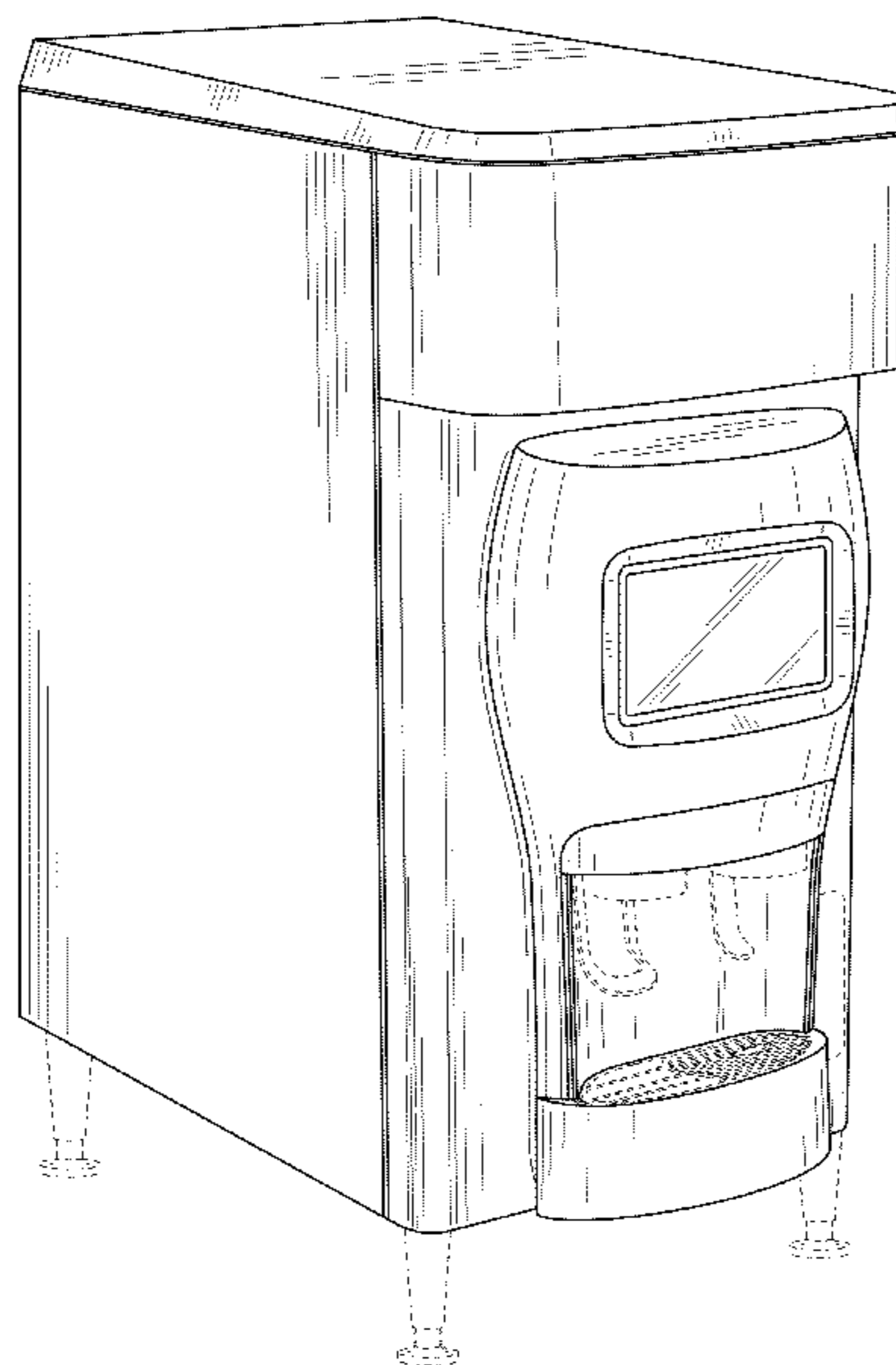
CPC A47J 31/44; A47J 31/00; B67D 1/0041;
B67D 3/00

FIG. 1 is a left perspective view of a beverage dispenser showing our new design;
FIG. 2 is a right perspective view thereof;
FIG. 3 is a front elevation view thereof;
FIG. 4 is a rear elevation view thereof;
FIG. 5 is a left-side elevation view thereof;
FIG. 6 is a right-side elevation view thereof;
FIG. 7 is a top plan view thereof; and,
FIG. 8 is a bottom plan view thereof.

The broken lines are for environmental purposes only and form no part of the claimed design.

See application file for complete search history.

1 Claim, 8 Drawing Sheets



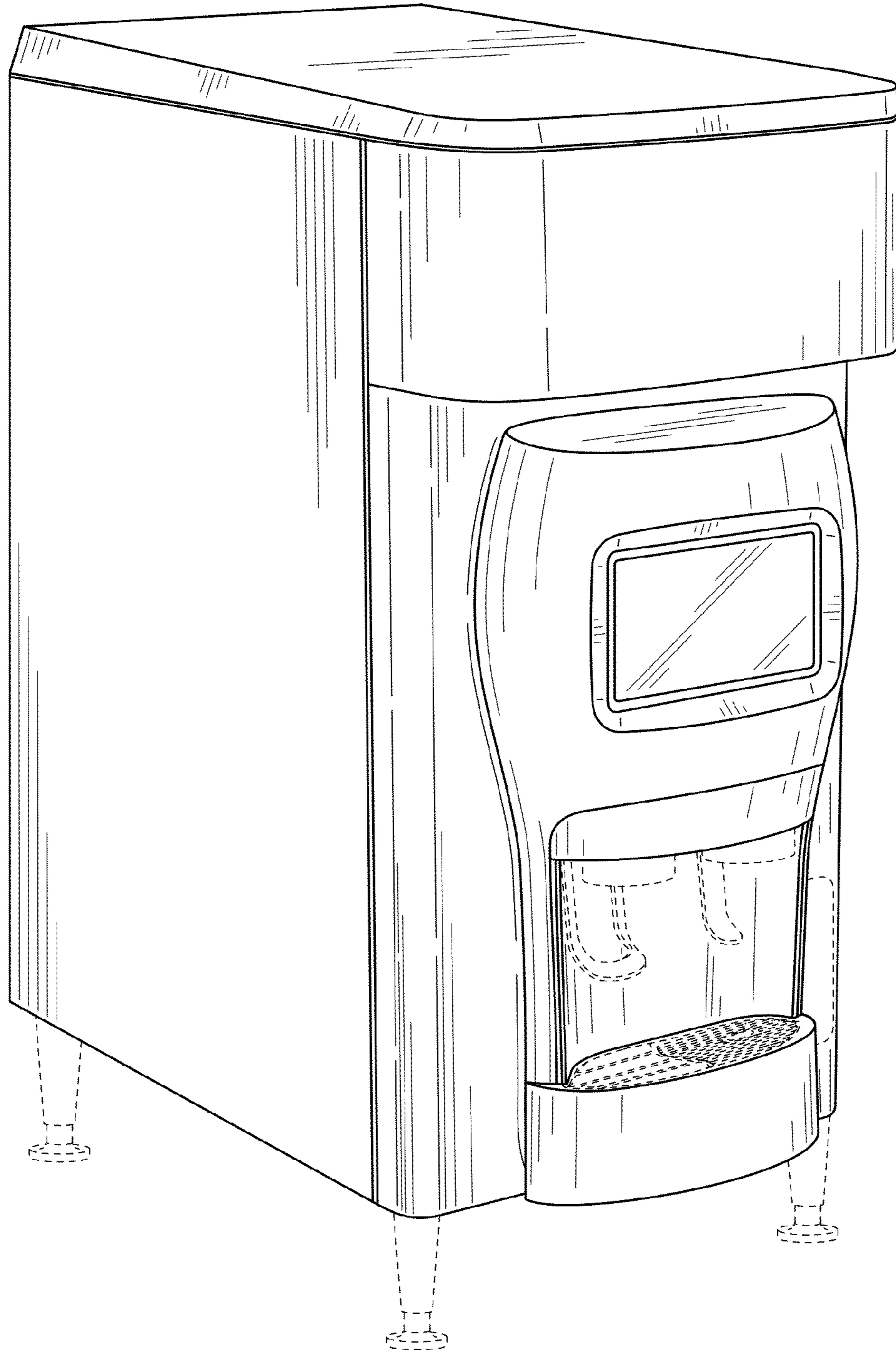


FIG. 1

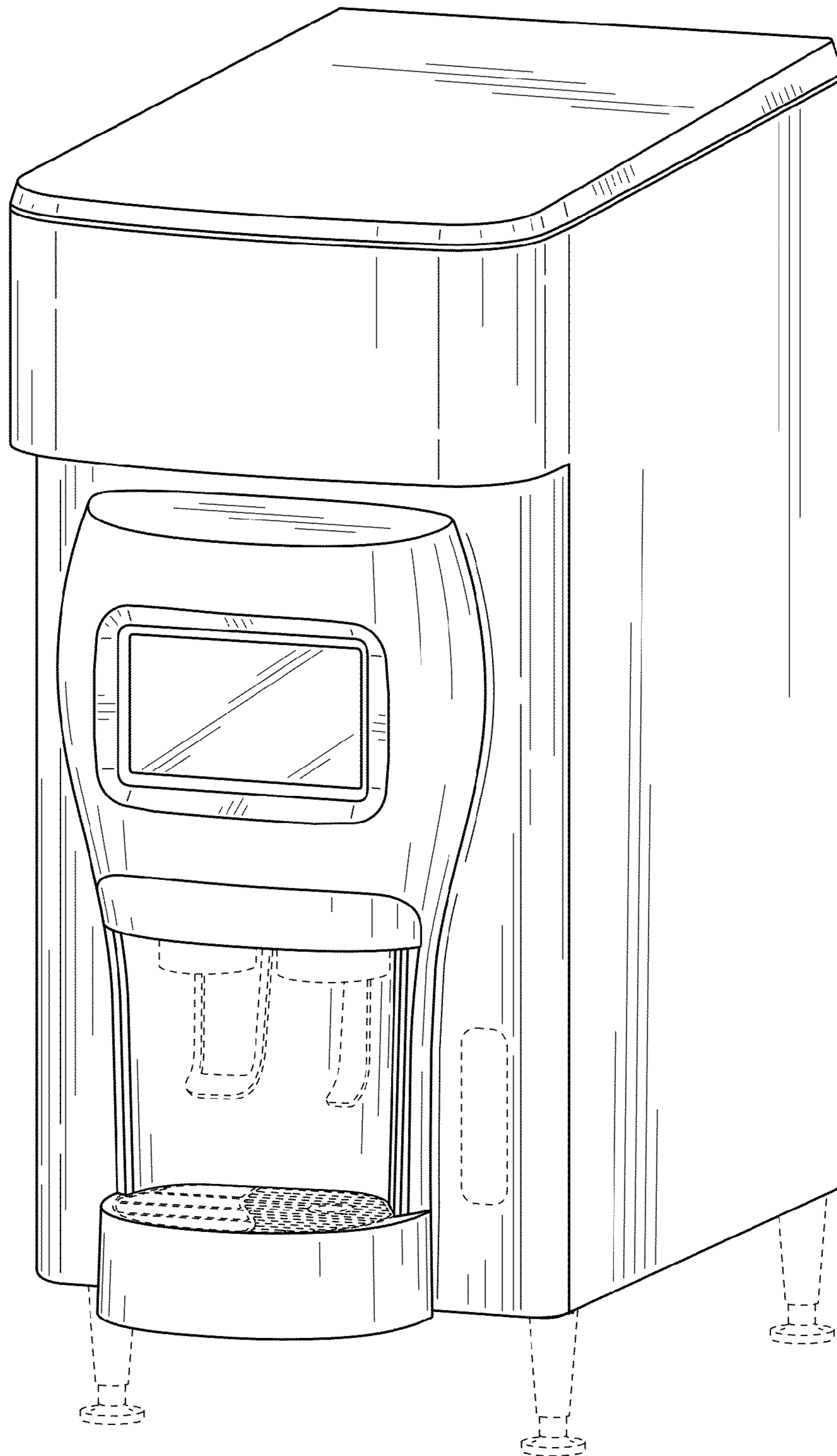


FIG. 2

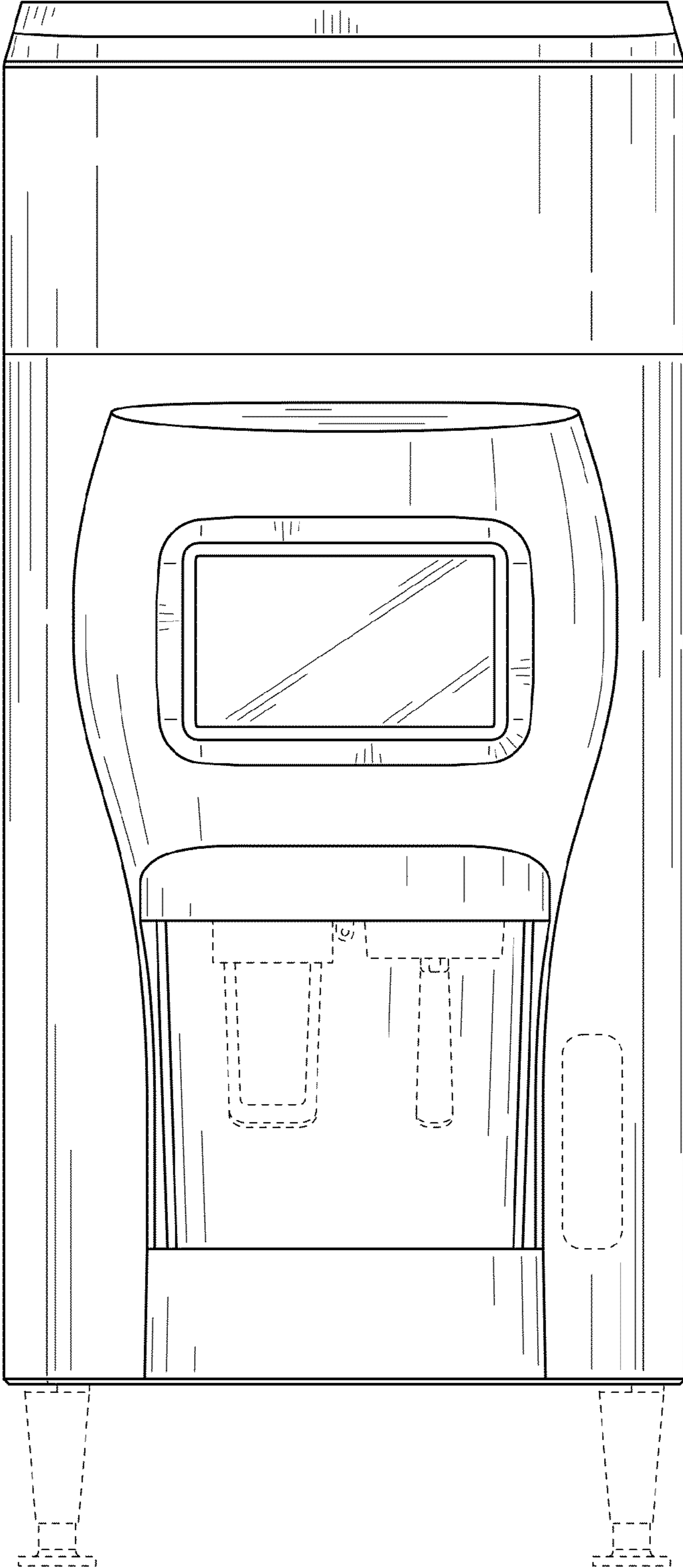


FIG. 3




FIG. 4

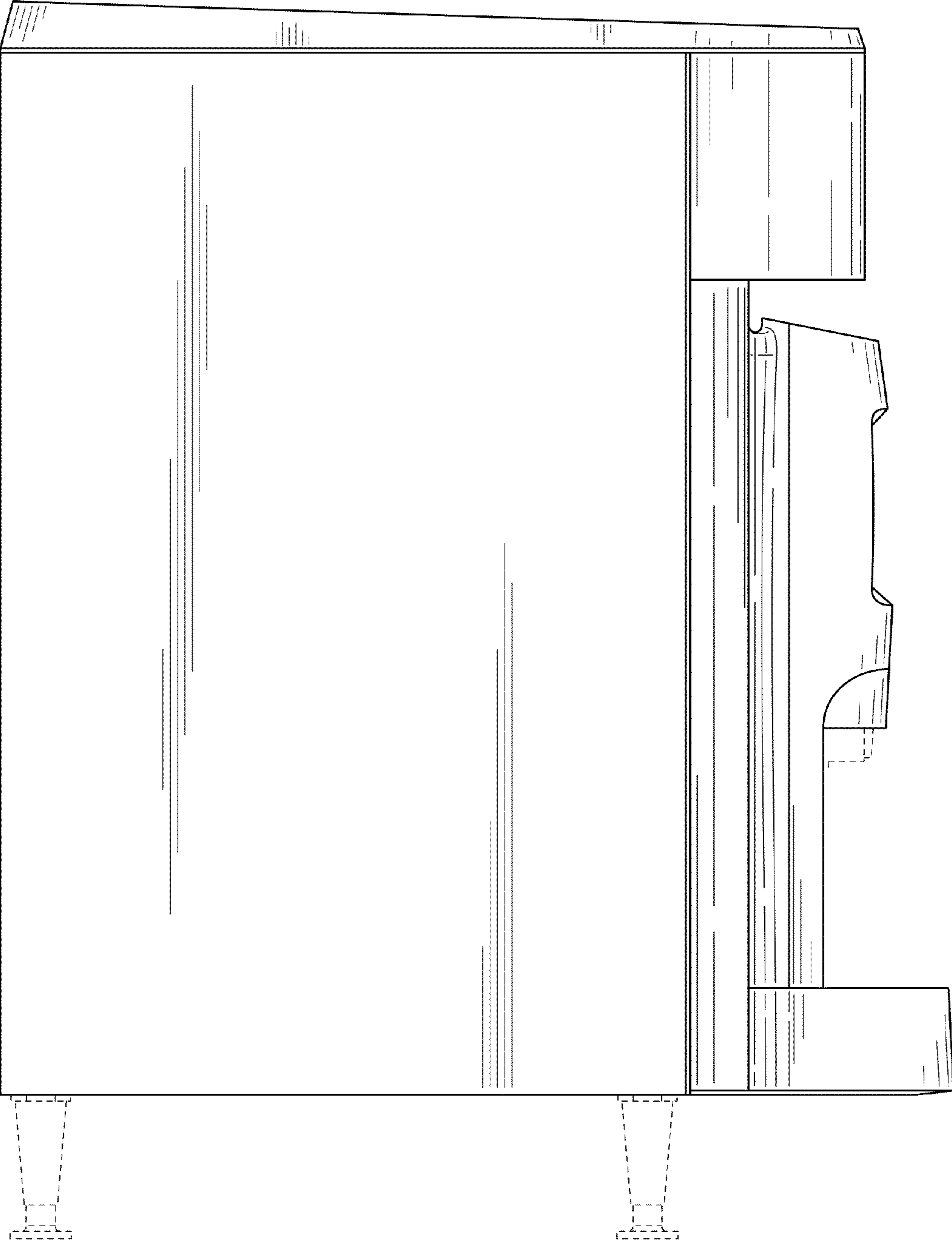


FIG. 5

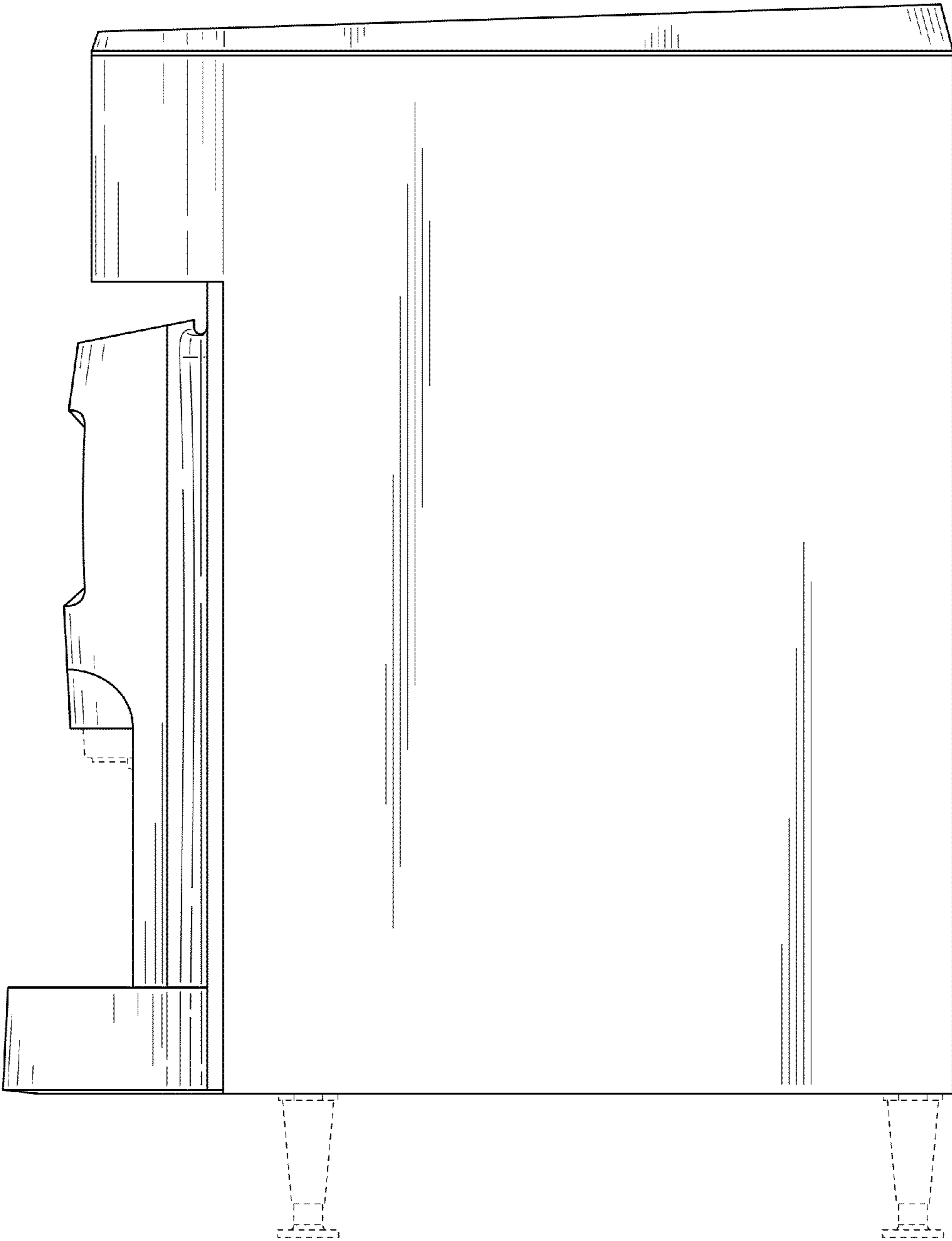


FIG. 6




FIG. 7

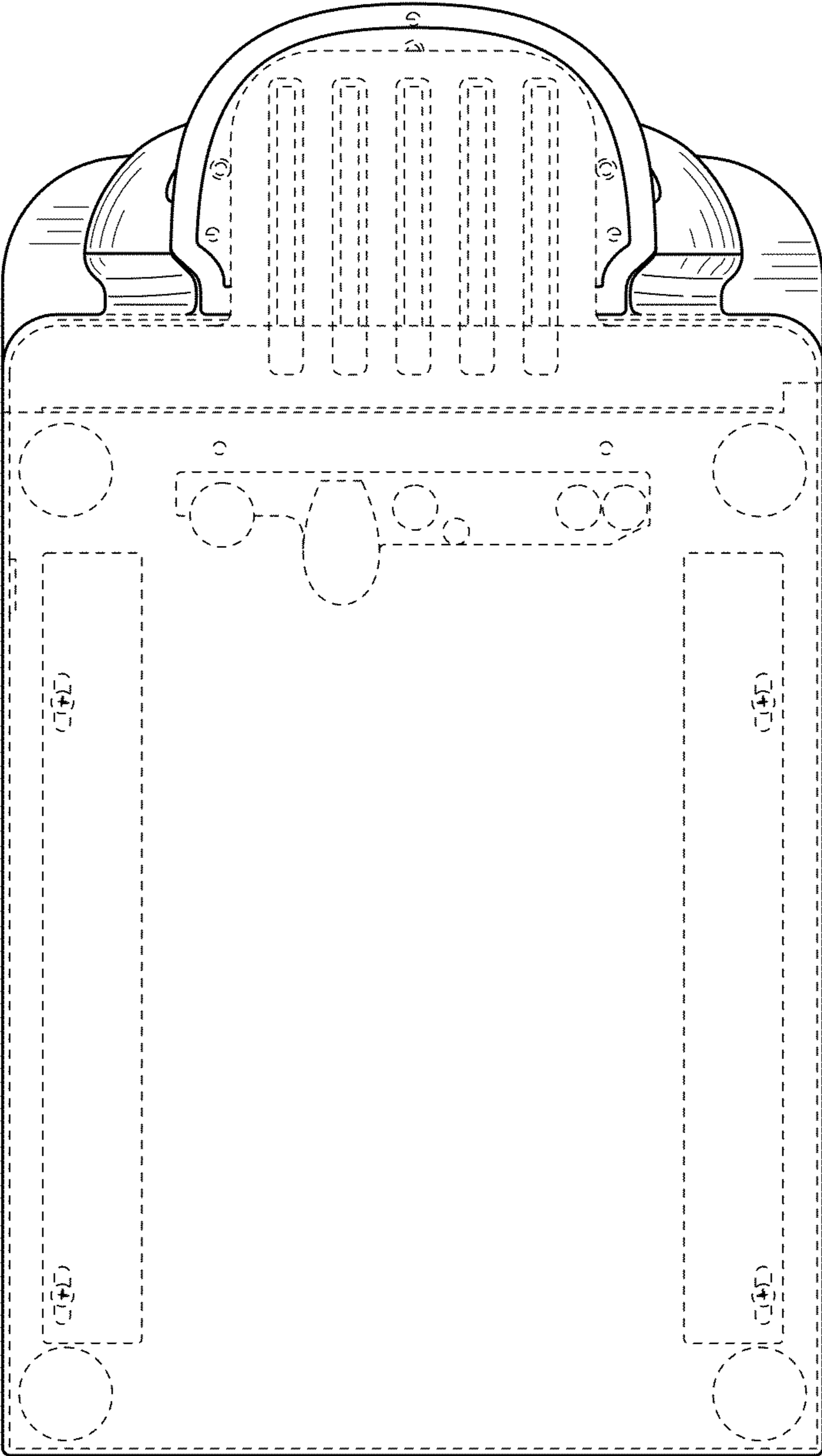


FIG. 8