



US00D745296S

(12) **United States Design Patent**
Ebert

(10) **Patent No.:** **US D745,296 S**

(45) **Date of Patent:** **** Dec. 15, 2015**

(54) **DISPLAY STAND**

(71) Applicant: **J.S. Staedtler GmbH & Co. KG,**
Nürnberg (DE)

(72) Inventor: **Helmut Ebert,** Trautskirchen (DE)

(73) Assignee: **J.S. STAEDTLER GMBH & CO. KG,**
Nürnberg (DE)

(**) Term: **14 Years**

(21) Appl. No.: **29/499,158**

(22) Filed: **Aug. 12, 2014**

(30) **Foreign Application Priority Data**

Feb. 21, 2014 (EM) 002 409 516-0004

(51) **LOC (10) Cl.** **06-06**

(52) **U.S. Cl.**
USPC **D6/672**

(58) **Field of Classification Search**
USPC D6/318, 320, 321, 323, 327, 363, 364,
D6/672, 680, 680.2, 691.4, 691.5; D10/22;
D21/332, 337, 506, 509; D26/93, 100;
D28/76, 78, 183; D30/143; 108/16;
248/161; 307/28

CPC A47F 5/0025; A47F 7/06; A47F 7/24
See application file for complete search history.

(56) **References Cited**

U.S. PATENT DOCUMENTS

D80,647 S * 3/1930 Thomas D6/321
1,886,752 A * 11/1932 Stansberry 211/33
D124,431 S * 12/1940 Vogt D6/320
D169,058 S * 3/1953 Cohn D6/411
2,709,004 A * 5/1955 Dahlstrom 108/20
D197,221 S * 12/1963 Dreyfuss D6/421

D268,307 S * 3/1983 Korn D6/469
D321,441 S * 11/1991 Khantzis D6/468
D321,445 S * 11/1991 Khantzis D6/468
7,015,596 B2 * 3/2006 Pail 307/28
D600,925 S * 9/2009 Guffey et al. D6/327
D627,570 S * 11/2010 Simmons D6/323
8,360,373 B2 * 1/2013 Johnson et al. 248/161
8,814,128 B2 * 8/2014 Trinh et al. 248/551

OTHER PUBLICATIONS

Museum Mount for Ethnic Jewelry: announced Jul. 23, 2011,
[online], site visited [Mar. 17, 2015]. Available from Internet
URL:<<http://www.behance.net/.../Museum-Mounts-for-Ethnic-Jewelry>>.*

* cited by examiner

Primary Examiner — Thomas Johannes

Assistant Examiner — Catherine Posthauer

(74) *Attorney, Agent, or Firm* — Lucas & Mercanti, LLP;
Klaus P. Stoffel

(57) **CLAIM**

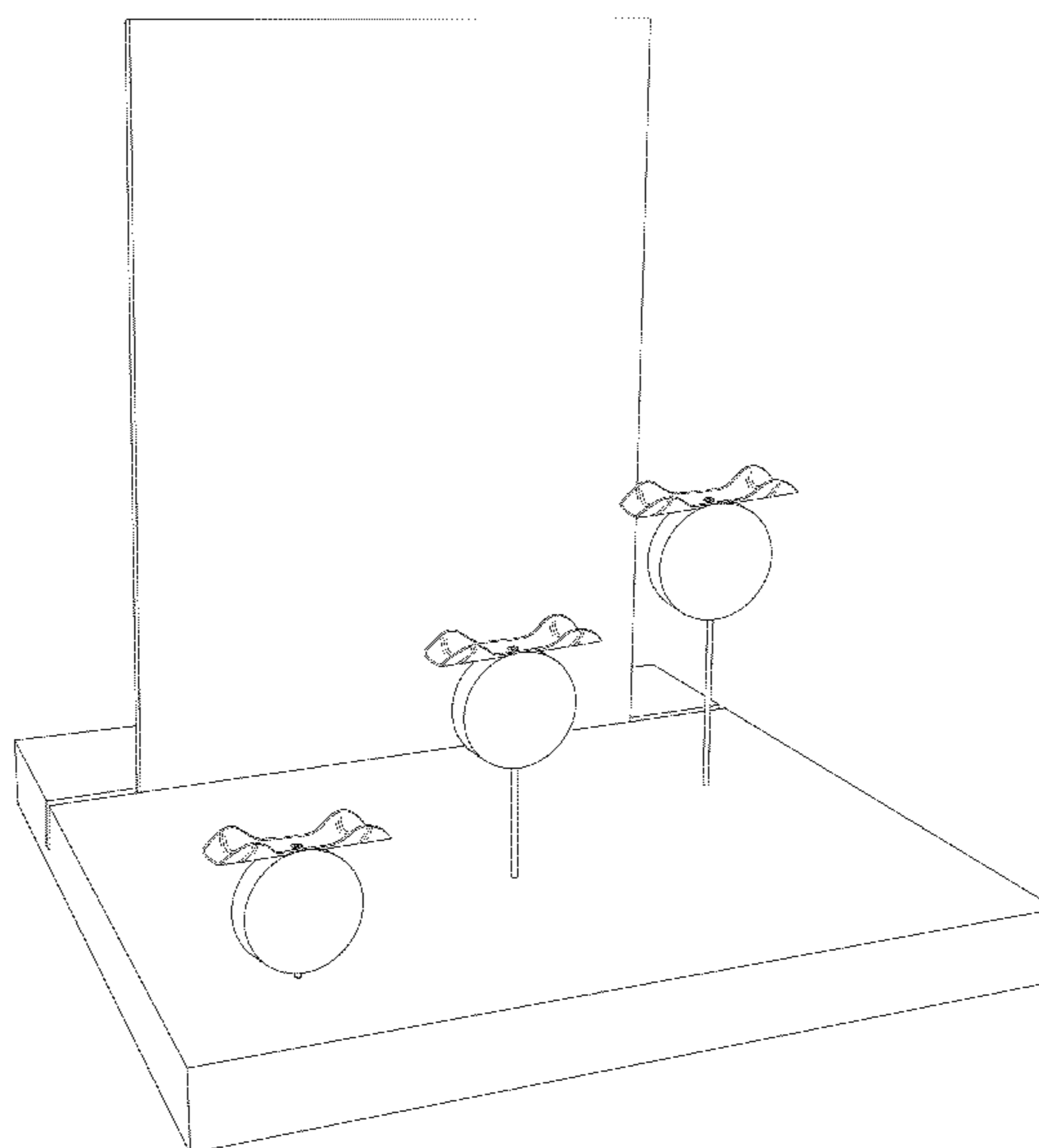
The ornamental design for a display stand, as shown and described.

DESCRIPTION

FIG. 1 is a perspective front left side view of the display stand of the present invention;
FIG. 2 is a front view thereof;
FIG. 3 is a rear view thereof;
FIG. 4 is a right side view thereof;
FIG. 5 is a left side view thereof;
FIG. 6 is a top view thereof; and,
FIG. 7 is a bottom view thereof.

The broken lines shown indicate portions of the display stand and form no part of the claimed design.

1 Claim, 7 Drawing Sheets



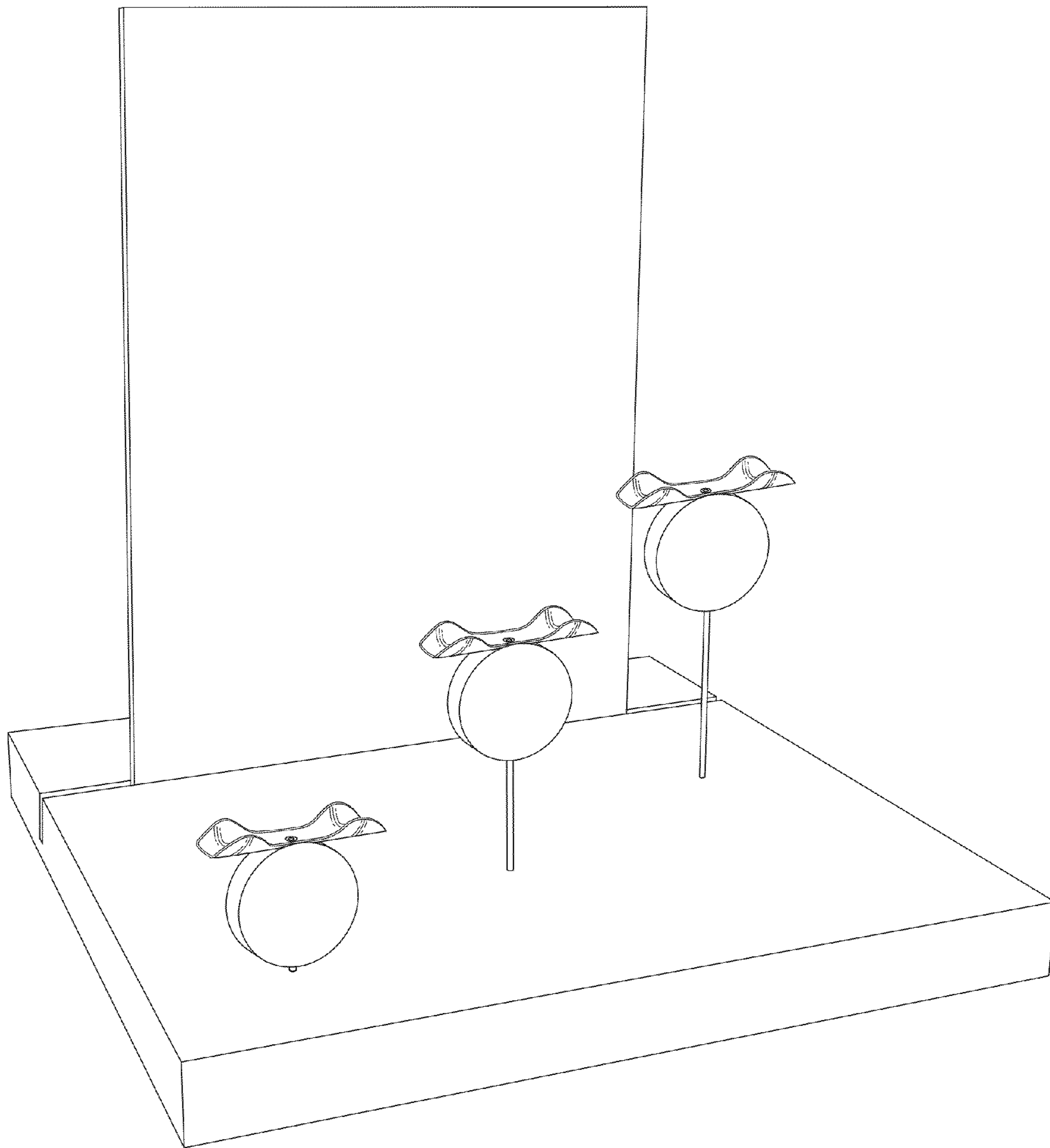


FIG. 1




FIG. 2




FIG. 3

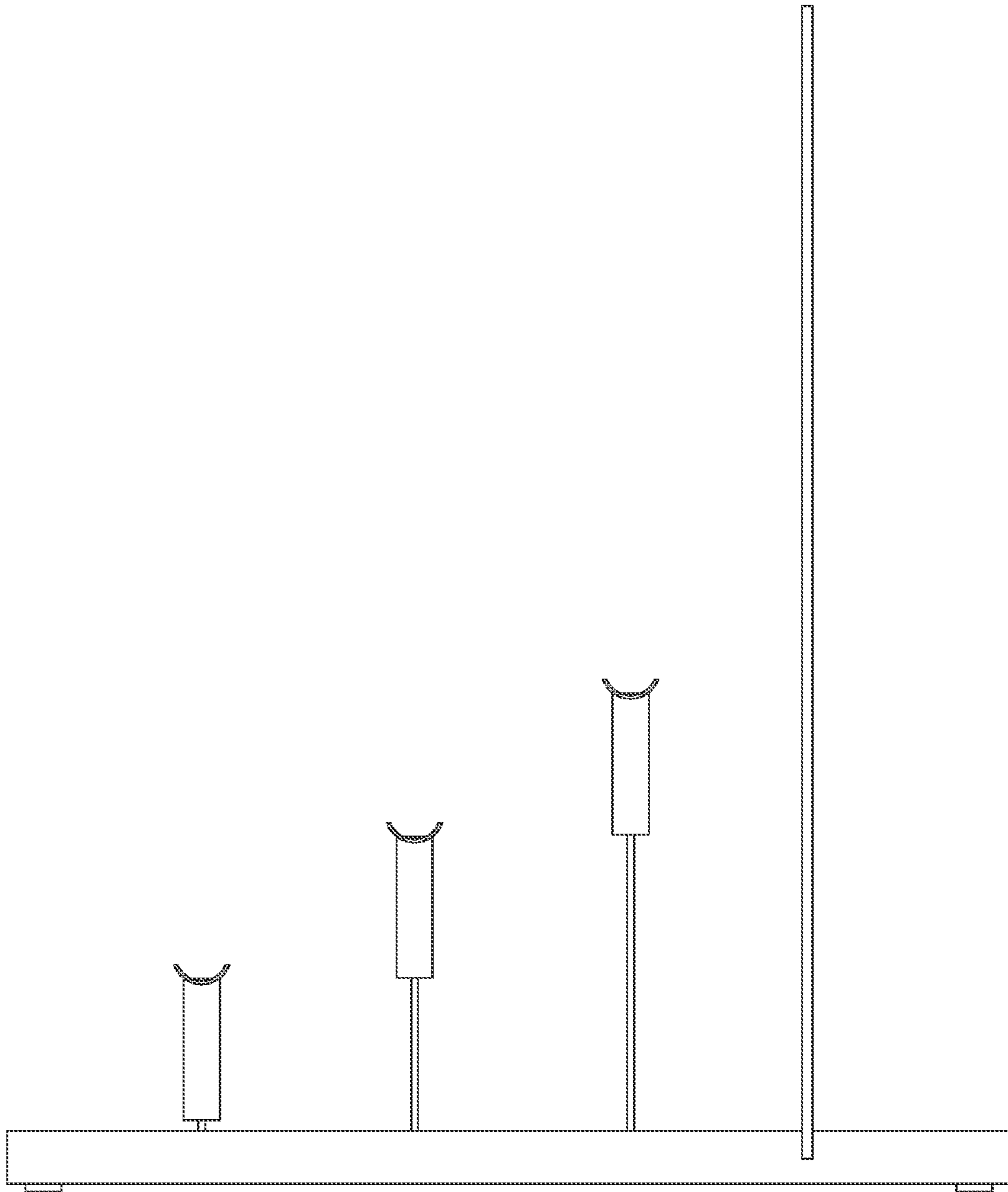


FIG. 4

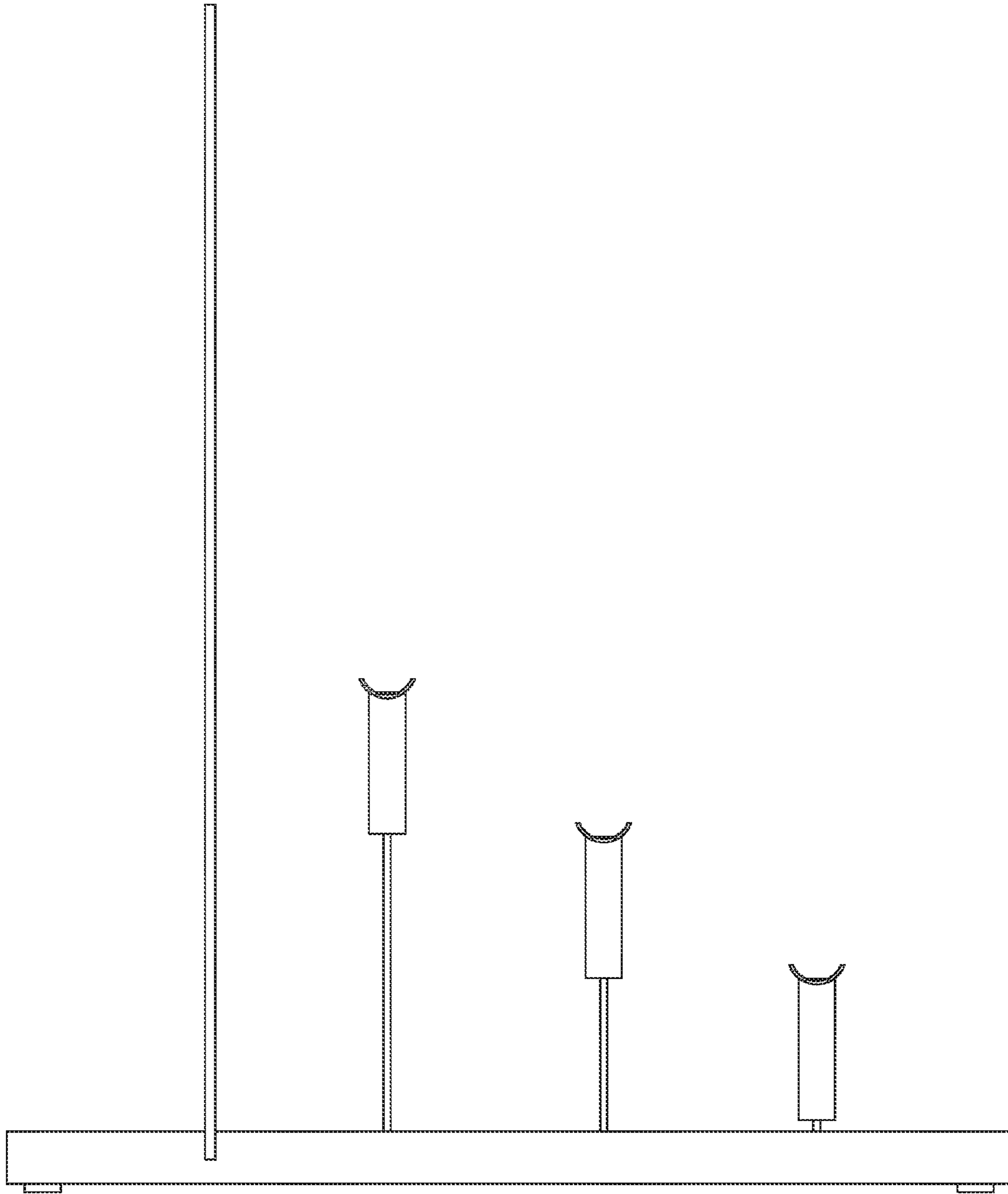


FIG. 5

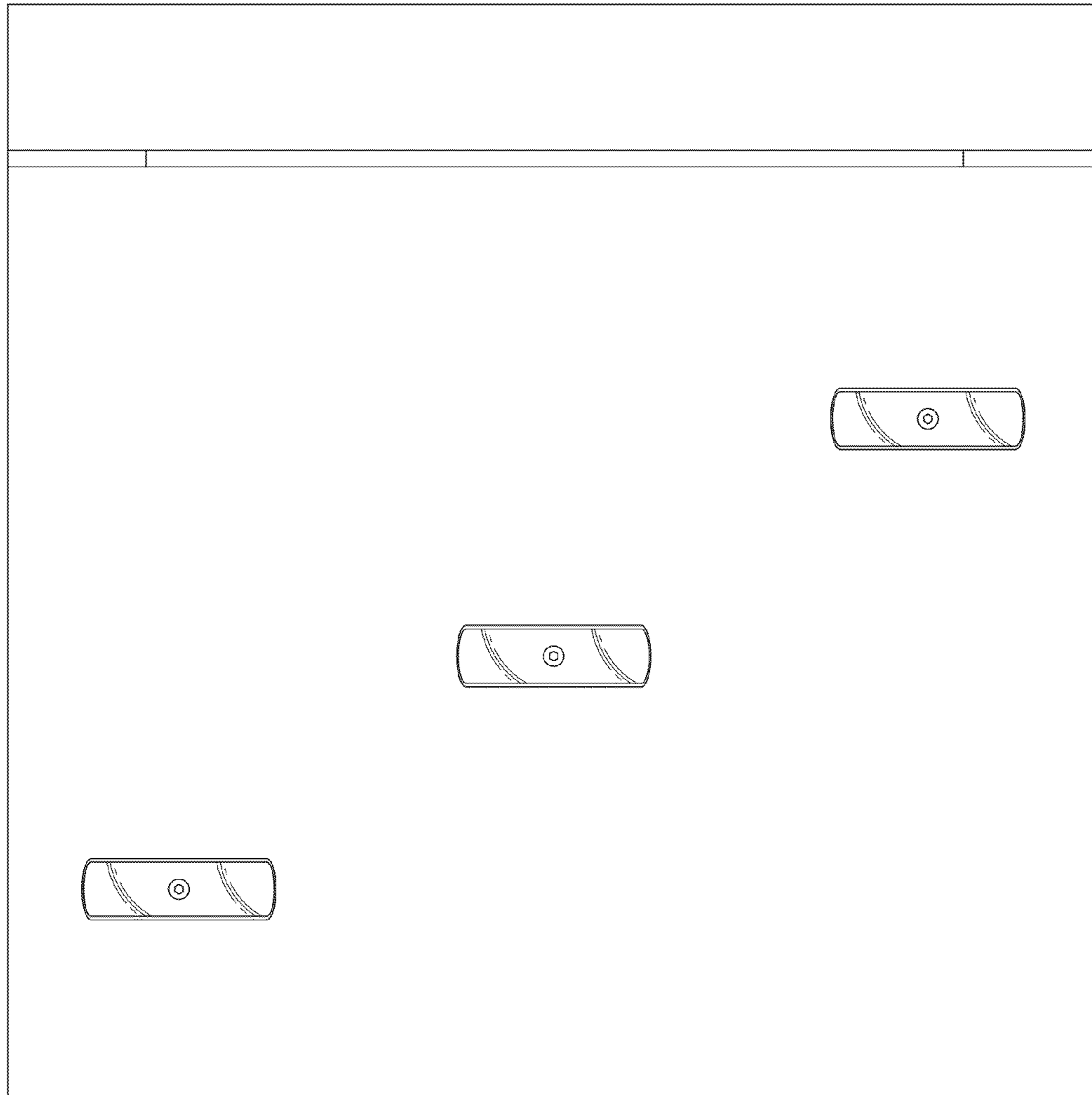


FIG. 6




FIG. 7