



US00D745275S

(12) **United States Design Patent**
Waters

(10) **Patent No.:** **US D745,275 S**

(45) **Date of Patent:** **** Dec. 15, 2015**

- (54) **TENNIS RACKET BAG**
- (71) Applicant: **TANGO WHISKEY 1, LLC**,
Alexandria, VA (US)
- (72) Inventor: **Timothy A. Waters**, Alexandria, VA
(US)
- (73) Assignee: **TANGO WHISKEY I, LLC**,
Alexandria, VA (US)
- (**) Term: **15 Years**
- (21) Appl. No.: **29/529,210**
- (22) Filed: **Jun. 4, 2015**
- (51) **LOC (10) Cl.** **03-01**
- (52) **U.S. Cl.**
USPC **D3/256; D3/244**
- (58) **Field of Classification Search**
USPC **D3/244, 254, 256**
CPC **A45C 1/024; A45C 3/08; B65D 85/00;**
B65D 71/00
See application file for complete search history.

D322,886 S	1/1992	Pennington	
D496,159 S	9/2004	Foster	
D501,719 S	2/2005	Tauchen	
D501,994 S	2/2005	Tauchen	
D584,894 S *	1/2009	McDaniel D3/244
D648,937 S	11/2011	Ryan et al.	
D653,852 S	2/2012	Ryan et al.	
D653,853 S	2/2012	Ryan et al.	
D671,314 S *	11/2012	Farrelly et al. D3/244
D681,948 S *	5/2013	Lion et al. D3/244
D682,548 S	5/2013	Du	
D690,103 S	9/2013	Jacks et al.	
D694,520 S	12/2013	Khazal	
8,814,429 B2 *	8/2014	Roether et al. 383/75
D719,348 S *	12/2014	Cox D3/244

* cited by examiner

Primary Examiner — Holly Baynham
(74) *Attorney, Agent, or Firm* — Oliff PLC

(57) **CLAIM**
The ornamental design for a tennis racket bag, as shown and described.

DESCRIPTION

FIG. 1 is a perspective view of a tennis racket bag;
FIG. 2 is a front view thereof;
FIG. 3 is a top view thereof;
FIG. 4 is a right-side view thereof, the left-side view being a mirror image;
FIG. 5 is a rear view thereof;
FIG. 6 is a bottom view thereof;
FIG. 7 is a cross-sectional view taken along line 7-7 in FIG. 3; and,
FIG. 8 is a cross-sectional perspective view showing one of the pockets of the tennis racket bag in use.
The broken lines depict environmental subject matter only and form no part of the claimed design. The dot-dash lines represent a boundary between claimed and unclaimed subject matter, and form no part of the claimed design.

1 Claim, 5 Drawing Sheets

(56) **References Cited**
U.S. PATENT DOCUMENTS

D243,888 S	3/1977	Smith	
D245,456 S	8/1977	Barrett	
D245,457 S	8/1977	Barrett	
D245,813 S	9/1977	Davis	
D246,940 S	1/1978	Sabol	
D247,535 S *	3/1978	Frank D6/552
D251,933 S	5/1979	Jenkins	
D255,508 S	6/1980	Hughes	
D260,052 S	8/1981	Intengan	
D262,072 S	12/1981	Pfeiffer	
D268,712 S	4/1983	Hoberman et al.	
D279,046 S	6/1985	Soininen	
D279,047 S	6/1985	Soininen	
D281,290 S	11/1985	Beigel	
D320,692 S	10/1991	Killer	

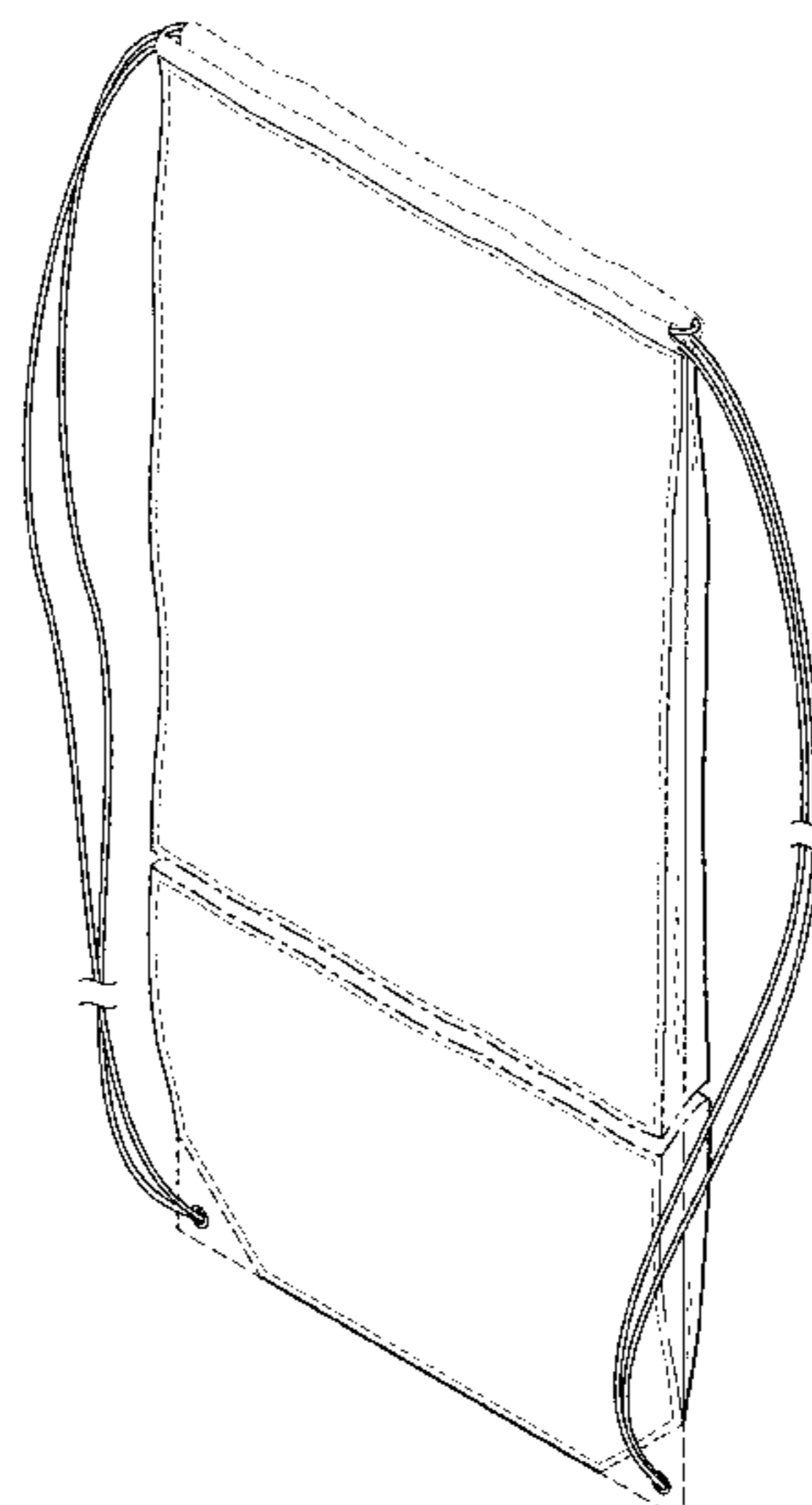
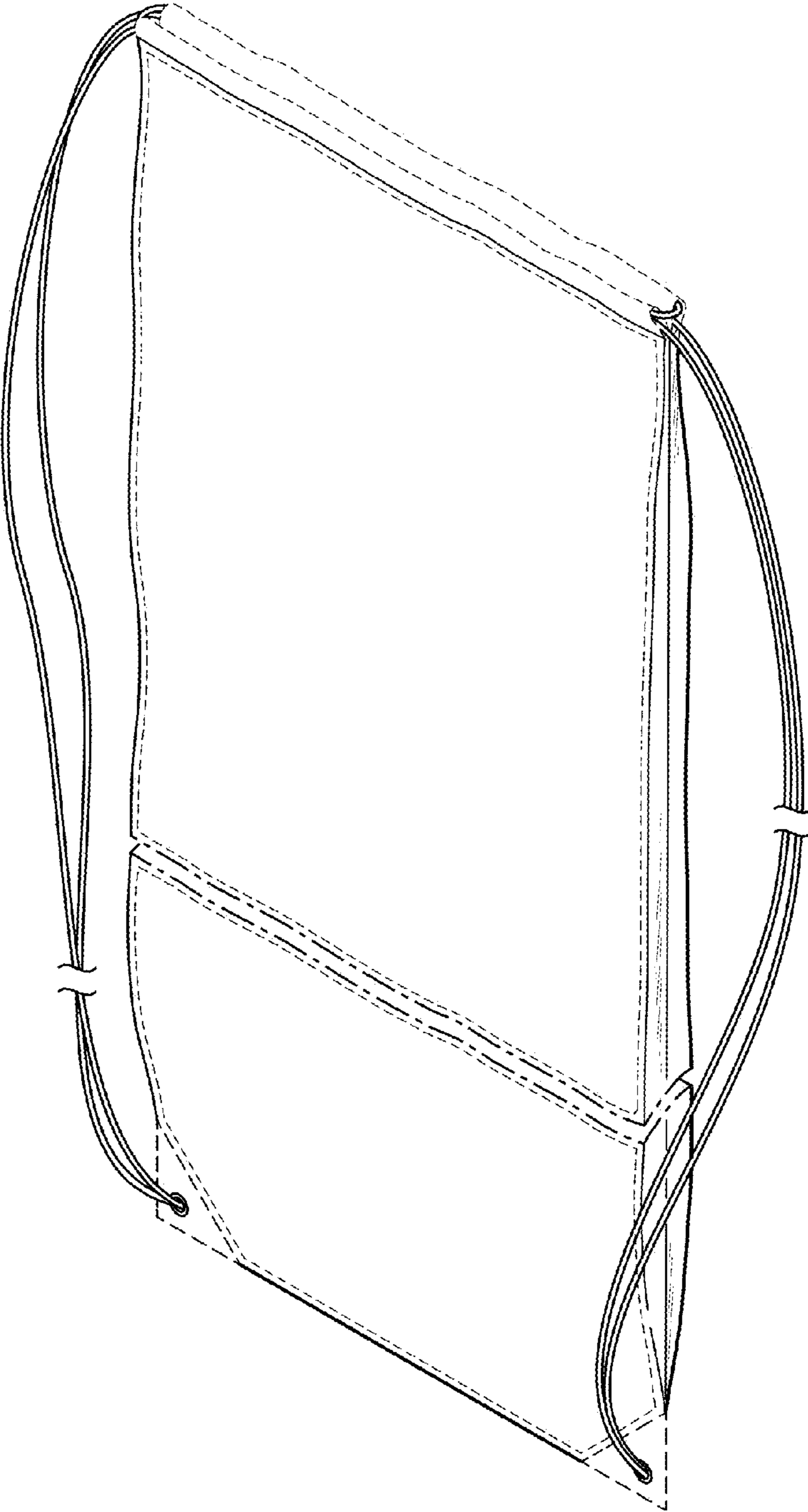


FIG. 1



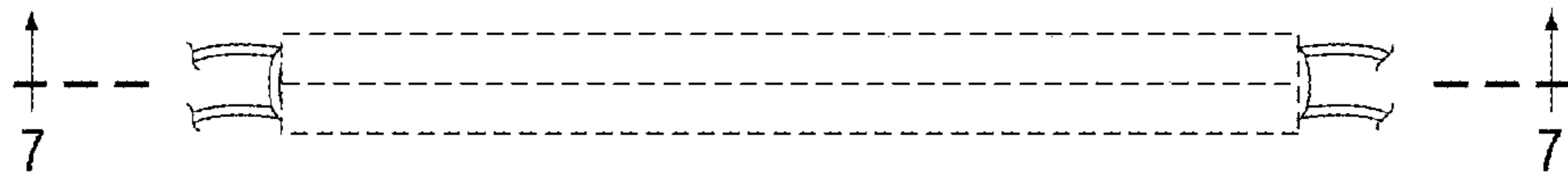


FIG. 3

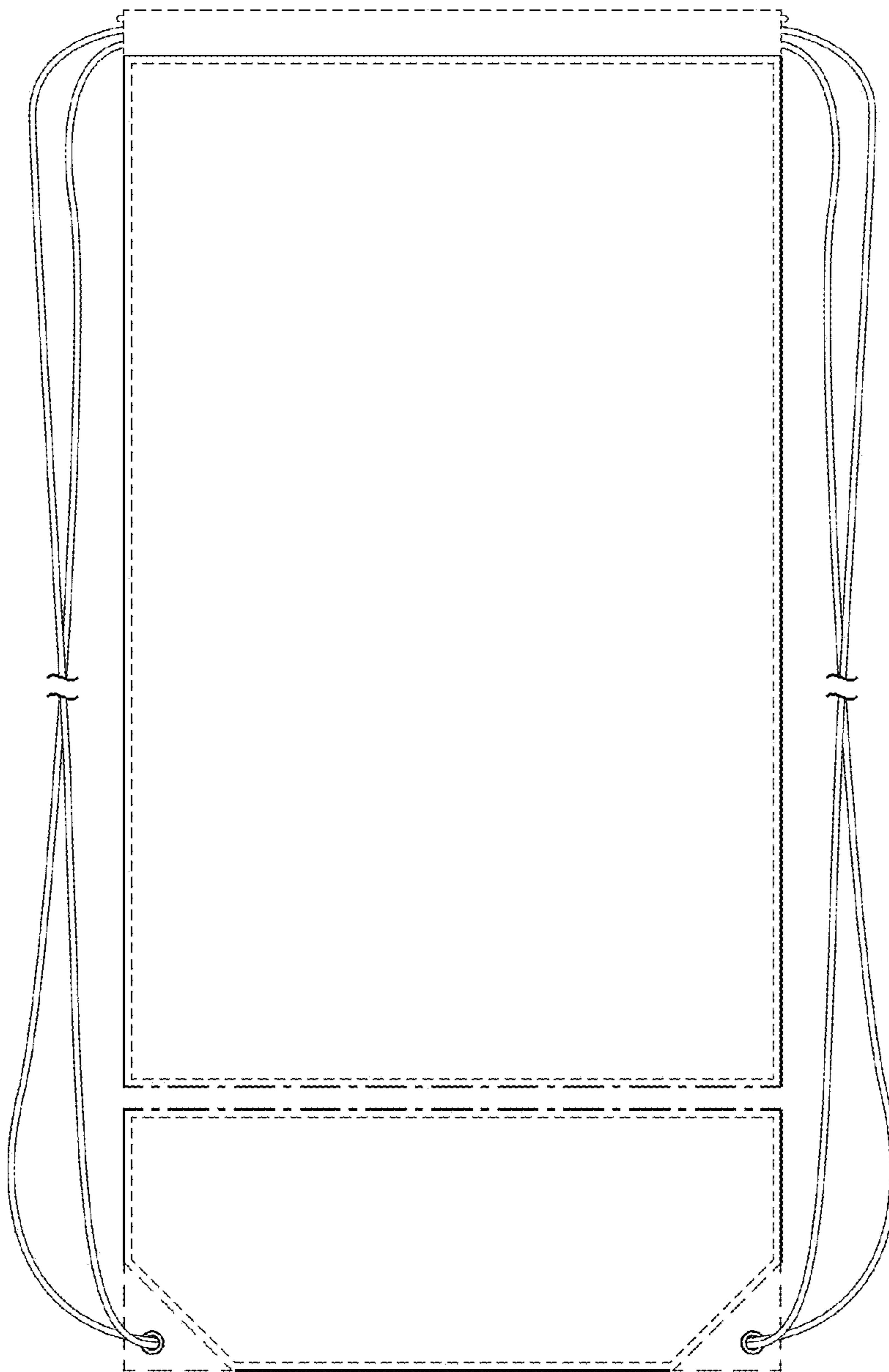


FIG. 2




FIG. 4

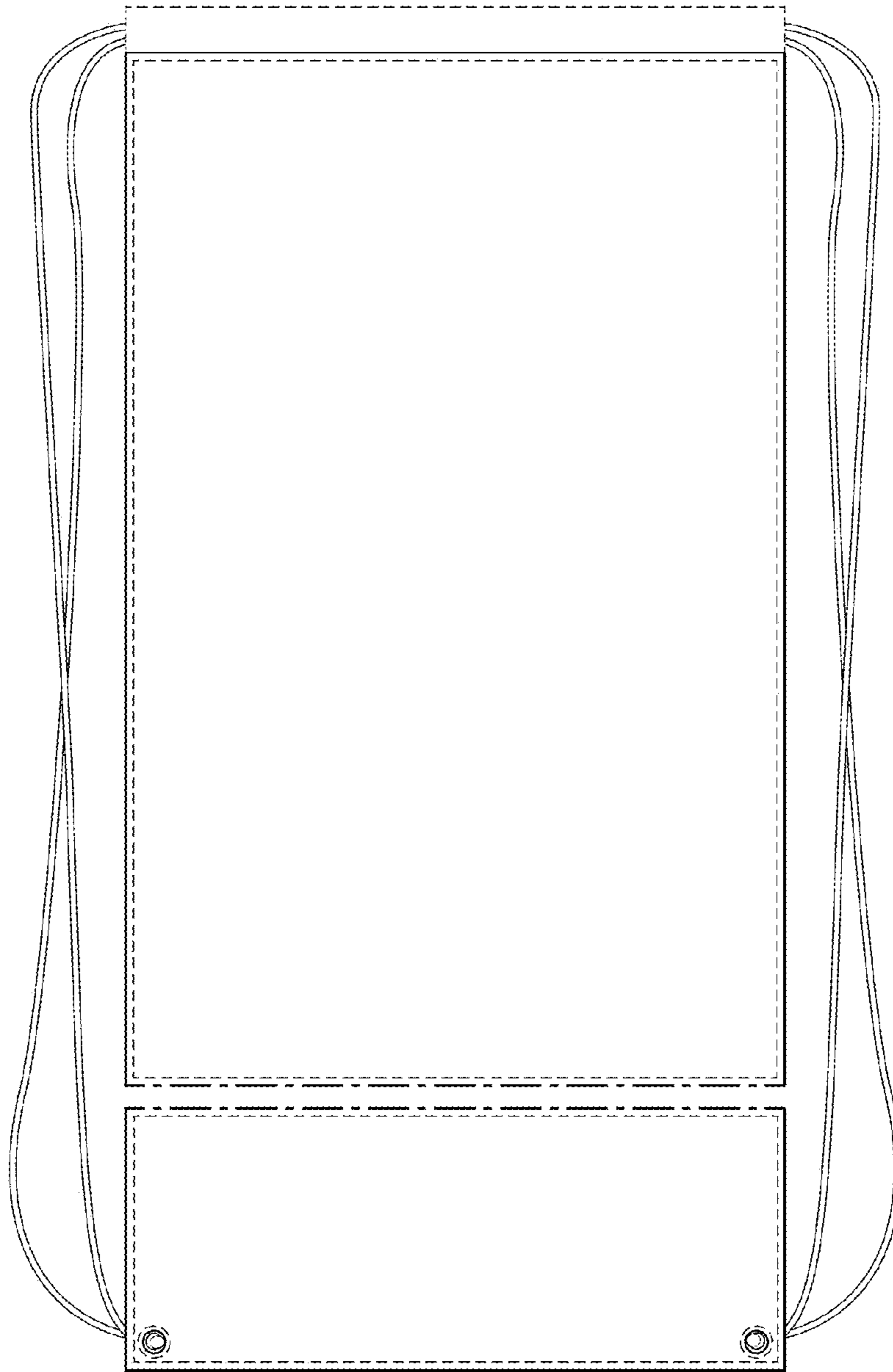


FIG. 5

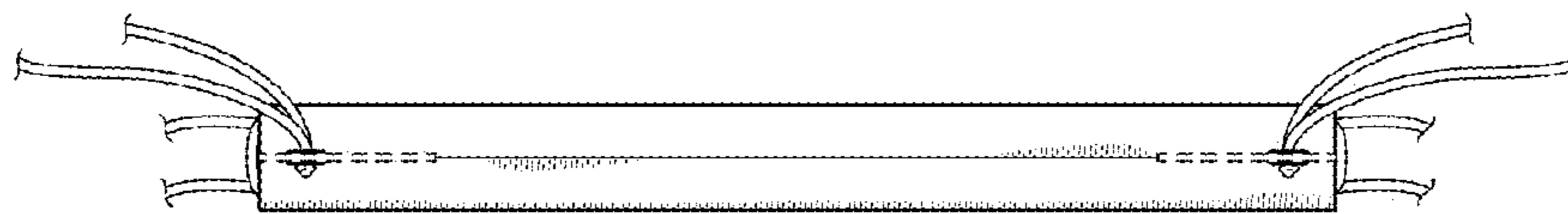


FIG. 6

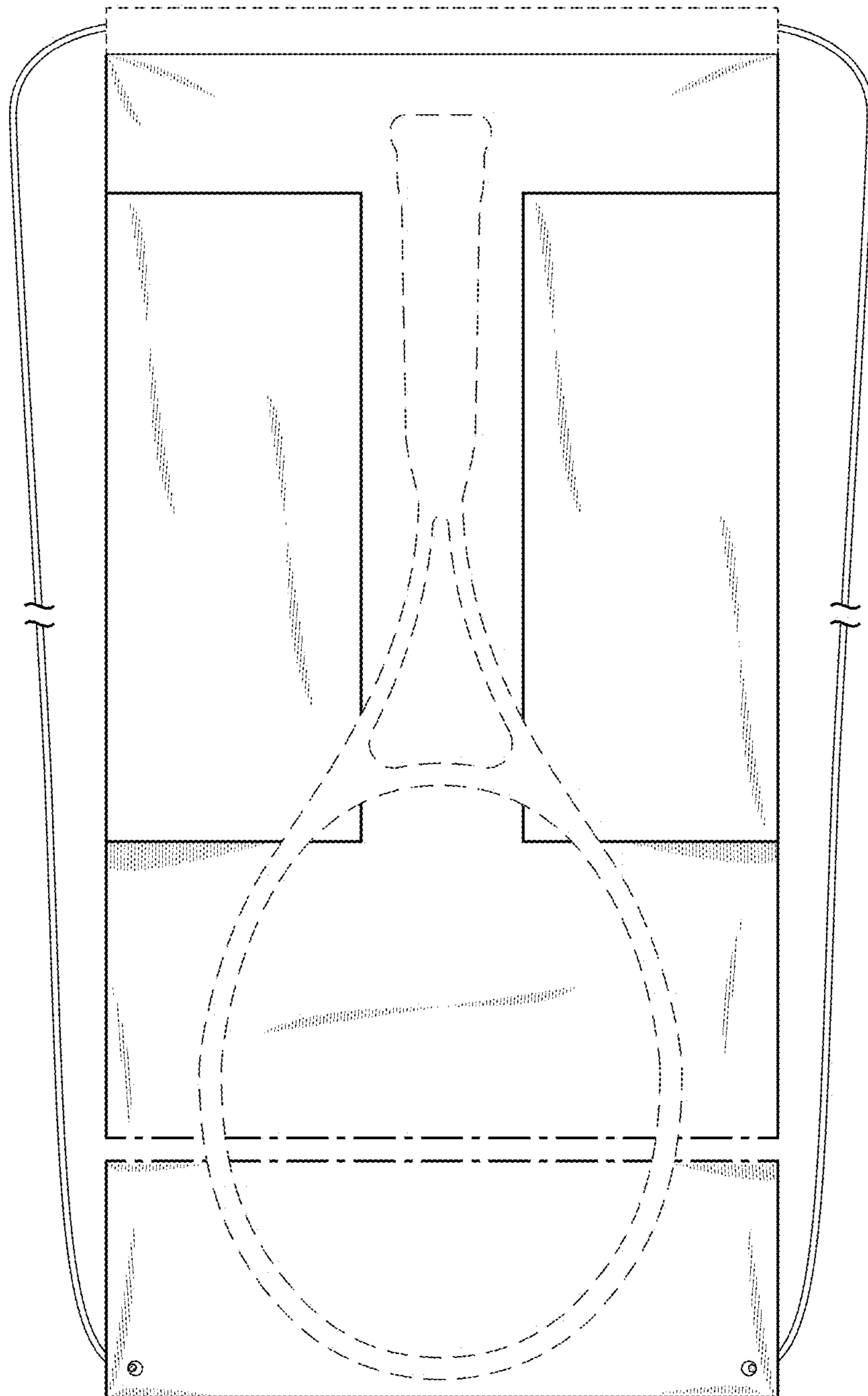


FIG. 7

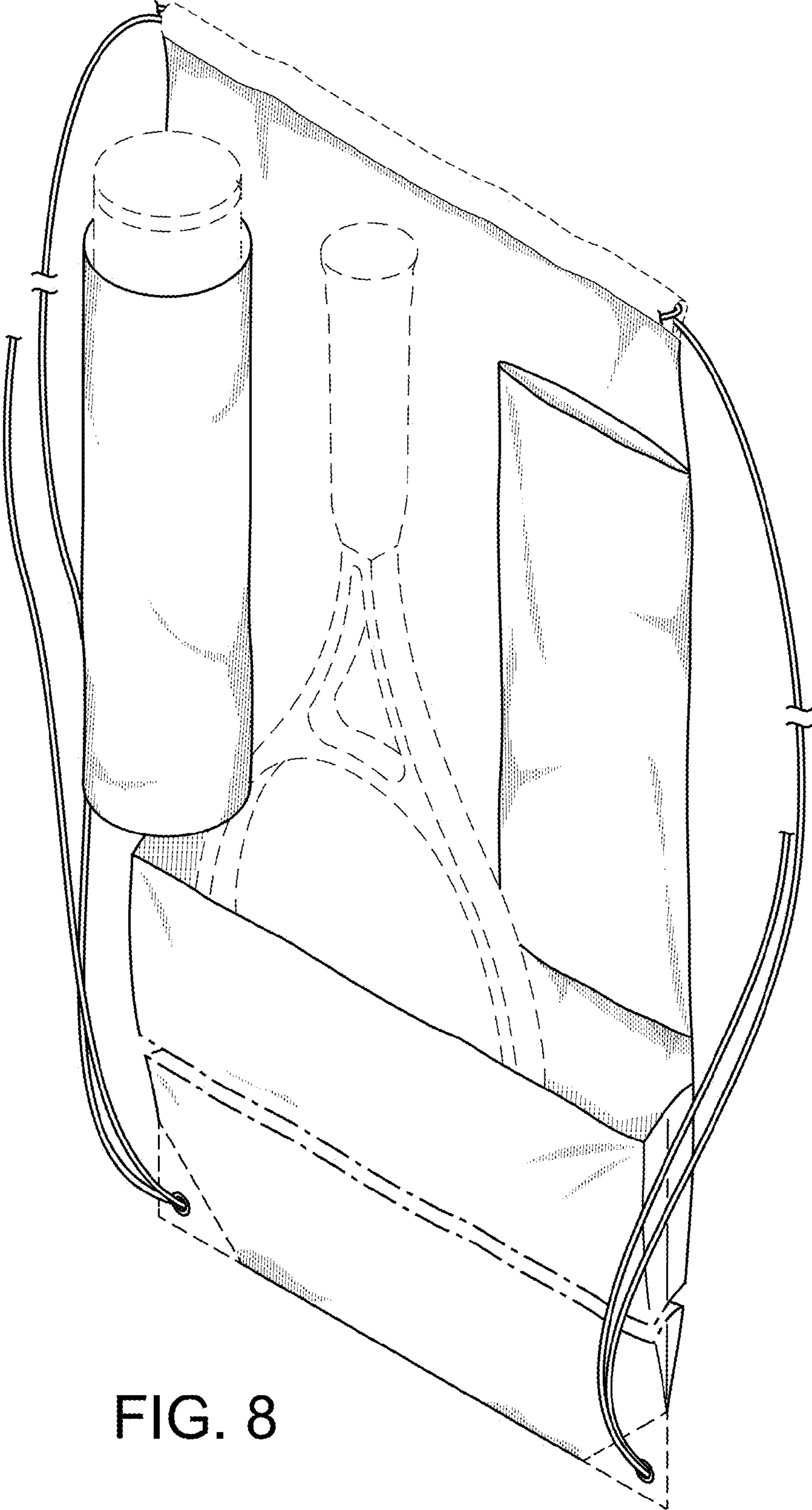


FIG. 8