



US00D745266S

(12) **United States Design Patent**
Jabbour, Jr. et al.

(10) **Patent No.:** **US D745,266 S**
(45) **Date of Patent:** **** Dec. 15, 2015**

(54) **COMBINED TOY AND BAG**

(71) Applicants: **Edward A. Jabbour, Jr.**, Hastings on Hudson, NY (US); **Abe Chehebar**, Brooklyn, NY (US)

(72) Inventors: **Edward A. Jabbour, Jr.**, Hastings on Hudson, NY (US); **Abe Chehebar**, Brooklyn, NY (US)

(**) Term: **15 Years**

(21) Appl. No.: **29/538,566**

(22) Filed: **Sep. 4, 2015**

D282,189 S 1/1986 Williams
4,563,159 A 1/1986 Hills
4,662,550 A 5/1987 O'Donnell
4,734,948 A 4/1988 Danova
D296,955 S * 8/1988 Janney D21/605

(Continued)

FOREIGN PATENT DOCUMENTS

CA 2193419 A1 6/1997

Primary Examiner — Martie K Holtje

(74) Attorney, Agent, or Firm — Arent Fox LLP

(57) **CLAIM**

The ornamental design for a combined toy and bag, as shown and described.

Related U.S. Application Data

(62) Division of application No. 29/516,780, filed on Feb. 5, 2015.

(51) **LOC (10) Cl.** **03-01**

(52) **U.S. Cl.**
USPC **D3/216; D3/217; D21/604**

(58) **Field of Classification Search**

USPC D3/201, 213, 214, 215, 216, 217, 218, D3/263, 268, 270, 271.1, 271.2, 327; D21/604, 605, 644

CPC A45C 7/00; A45C 9/00; A45C 13/08; A45C 13/30; A45C 15/00; A45C 15/06; A45F 3/04; A45F 3/042; A45F 4/00; A45F 4/02; A47G 9/00; A47G 9/08; A47G 9/083; A47G 9/086; A47G 9/0223; A47G 9/10; A47G 9/1045; A63H 3/00; A63H 3/02; A63H 3/003; A63H 3/005; A63H 3/52; A63H 33/00; A63H 33/003; A63H 33/004

See application file for complete search history.

(56) **References Cited**

U.S. PATENT DOCUMENTS

3,831,316 A 8/1974 Weistrop
4,174,059 A 11/1979 Maunder

DESCRIPTION

FIG. 1 is a front perspective view of a combined toy and bag showing the new design;

FIG. 2 is a left side elevational view thereof;

FIG. 3 is a right side elevational view thereof;

FIG. 4 is a front elevational view thereof;

FIG. 5 is a rear elevational view thereof;

FIG. 6 is a top plan view thereof;

FIG. 7 is a bottom plan view thereof;

FIG. 8 is a rear elevational view of the toy unzipped showing a portion of the bag;

FIG. 9 is a front elevational view showing the bag portion in a partially expanded condition;

FIG. 10 is a front perspective view showing the bag in a fully extended condition;

FIG. 11 is a left side elevational view of FIG. 10;

FIG. 12 is a right side elevational view of FIG. 10;

FIG. 13 is a front elevational view of FIG. 10;

FIG. 14 is a rear elevational view of FIG. 10;

FIG. 15 is a top plan view of FIG. 10; and,

FIG. 16 is a bottom plan view of FIG. 10.

The broken lines shown in FIGS. 1-13, 15 and 16 form no part of the claimed design.

1 Claim, 14 Drawing Sheets



(56)

References Cited

5/413 R

U.S. PATENT DOCUMENTS

4,874,340	A	10/1989	Smallwood					
D315,444	S *	3/1991	Maddocks	D21/604	D617,089	S	6/2010	Gold
D320,501	S *	10/1991	Marks	D21/644	D620,702	S	8/2010	Gold
5,125,863	A *	6/1992	Huspen	A63H 3/52 244/142	D623,403	S	9/2010	Sammons
5,326,300	A	7/1994	Sonders		D624,748	S	10/2010	Gold
5,975,392	A	11/1999	Miller		D670,904	S	11/2012	Gerchen
D443,758	S	6/2001	Stylianou		D674,183	S	1/2013	Iacchetti
D448,923	S	10/2001	Willingham		D694,001	S	11/2013	Thomas-Ramsey
6,343,968	B1	2/2002	Louie		8,758,075	B2	6/2014	Rubinfeld
6,421,852	B1	7/2002	Shao		2002/0100120	A1 *	8/2002	Hsu A47G 9/086 5/413 R
6,510,974	B2	1/2003	Willingham et al.		2003/0077978	A1 *	4/2003	Beige A63H 3/02 446/369
6,598,248	B1	7/2003	Ong		2005/0279794	A1	12/2005	Gerchen
D486,639	S	2/2004	Kranz		2007/0175939	A1 *	8/2007	Gold A45F 3/04 224/576
D486,640	S *	2/2004	Kranz	D3/263	2008/0035074	A1 *	2/2008	Diez A45C 13/30 119/770
6,688,305	B1	2/2004	Perry		2009/0201671	A1	8/2009	Huntley
6,769,585	B2 *	8/2004	Santaniello	A45F 3/04 190/109	2012/0329358	A1	12/2012	Cupid
7,367,070	B2 *	5/2008	Akkad	A47G 9/083	2014/0013508	A1 *	1/2014	Ng A47G 9/0223 5/486

* cited by examiner




FIG. 1

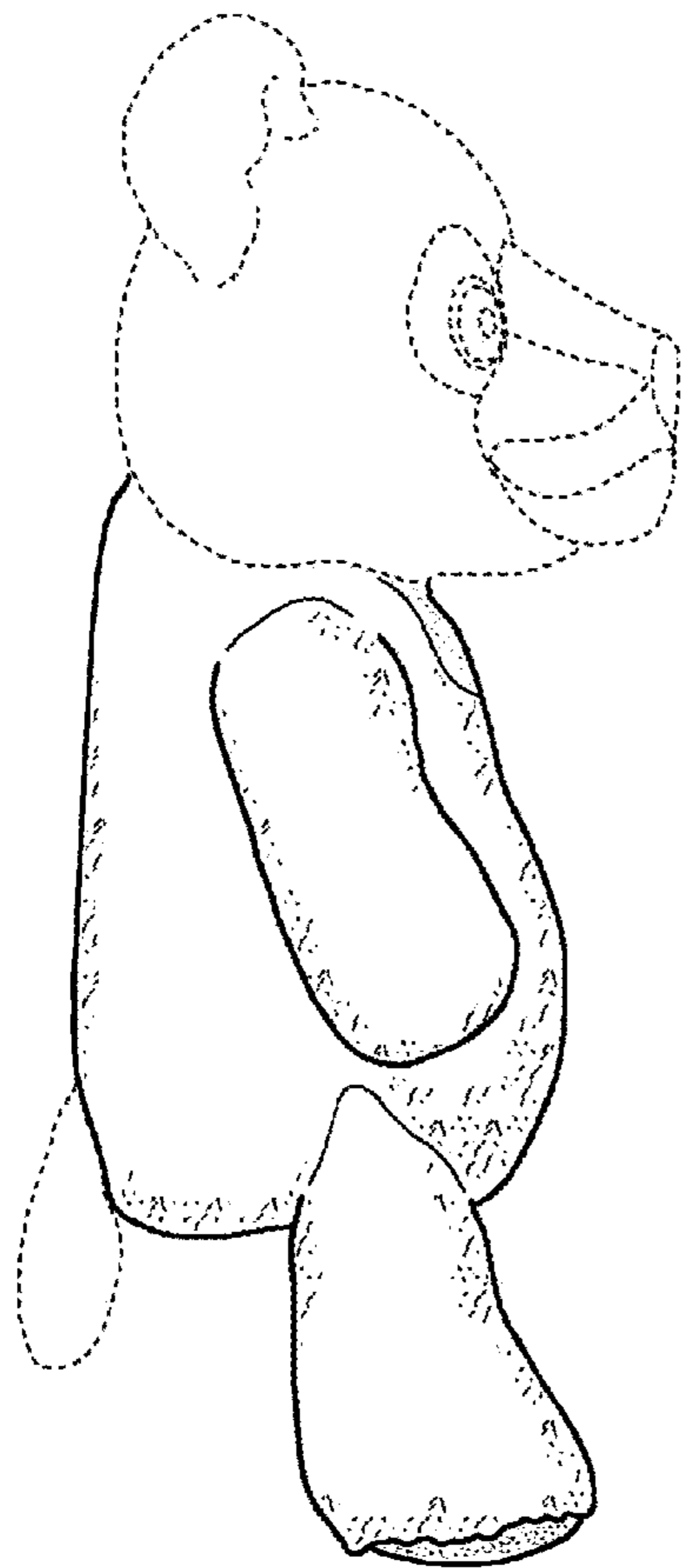


FIG. 2

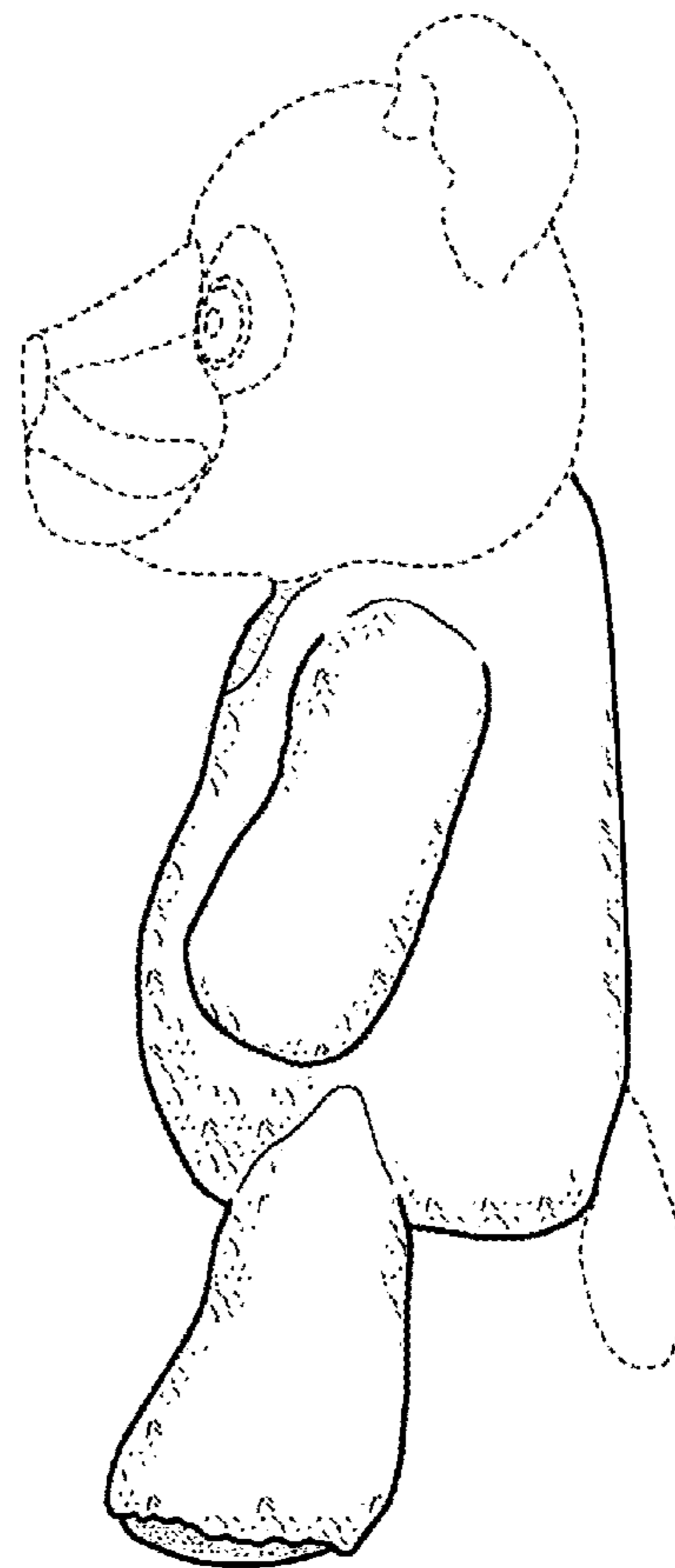


FIG. 3




FIG. 4

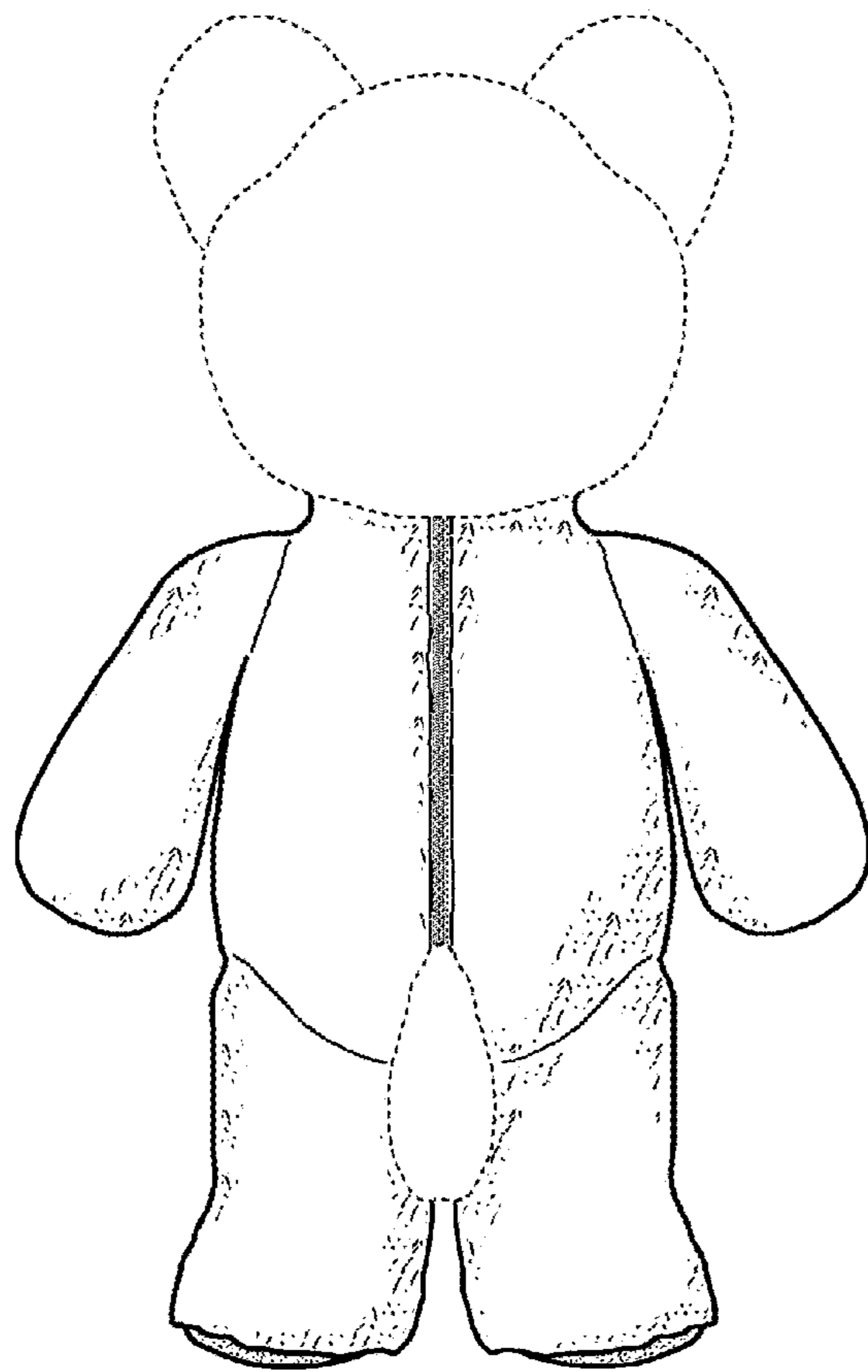


FIG. 5

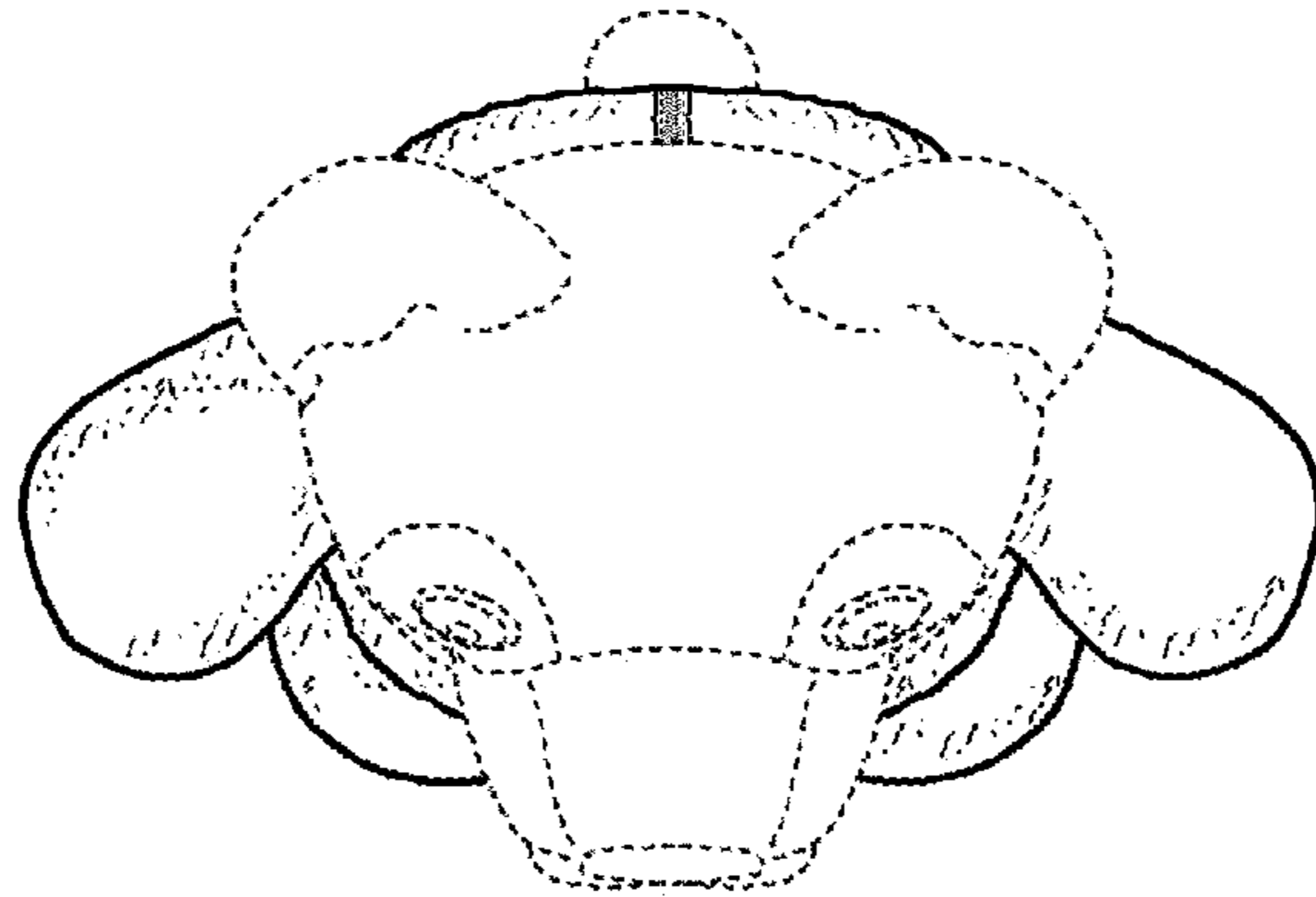


FIG. 6

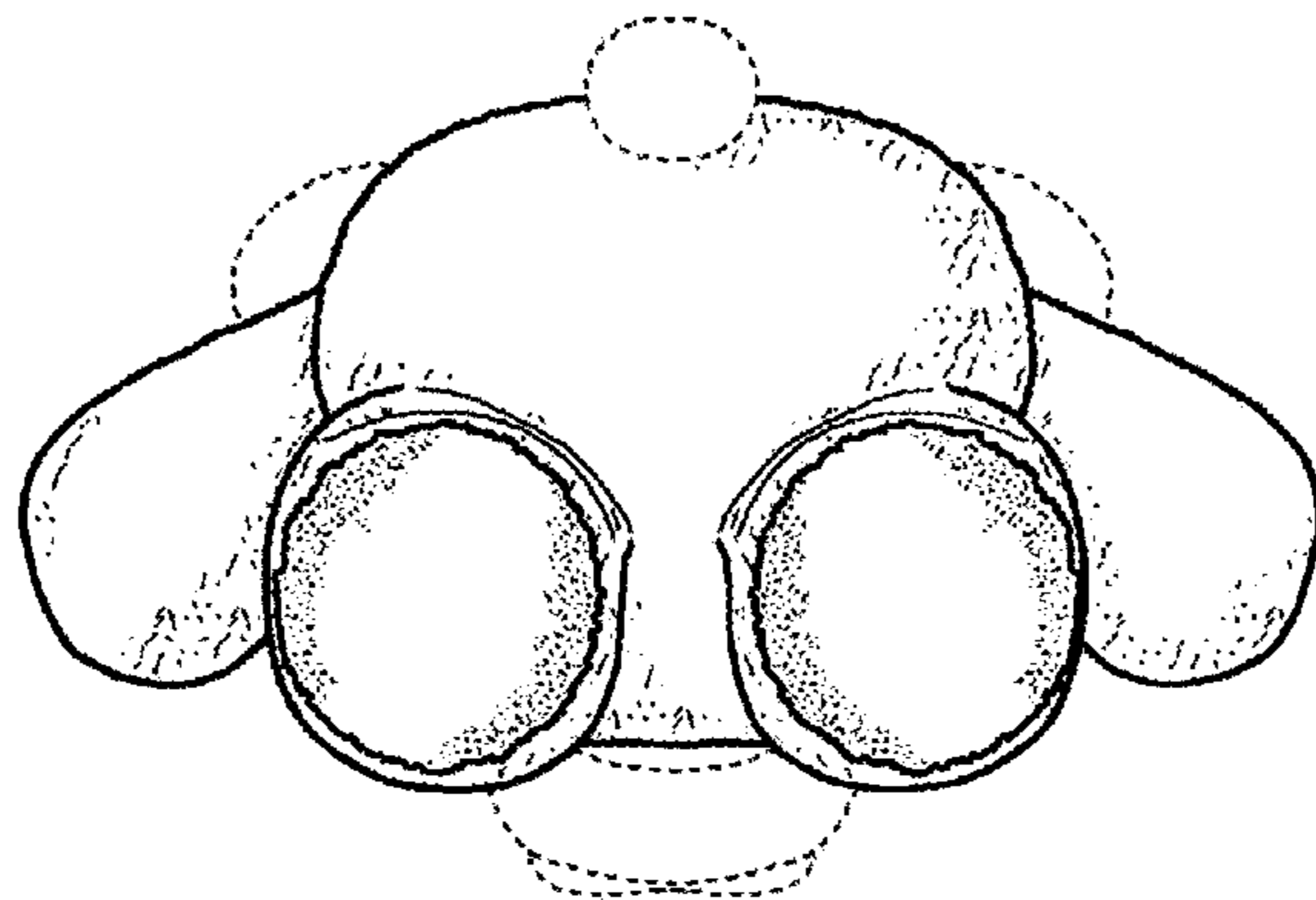


FIG. 7

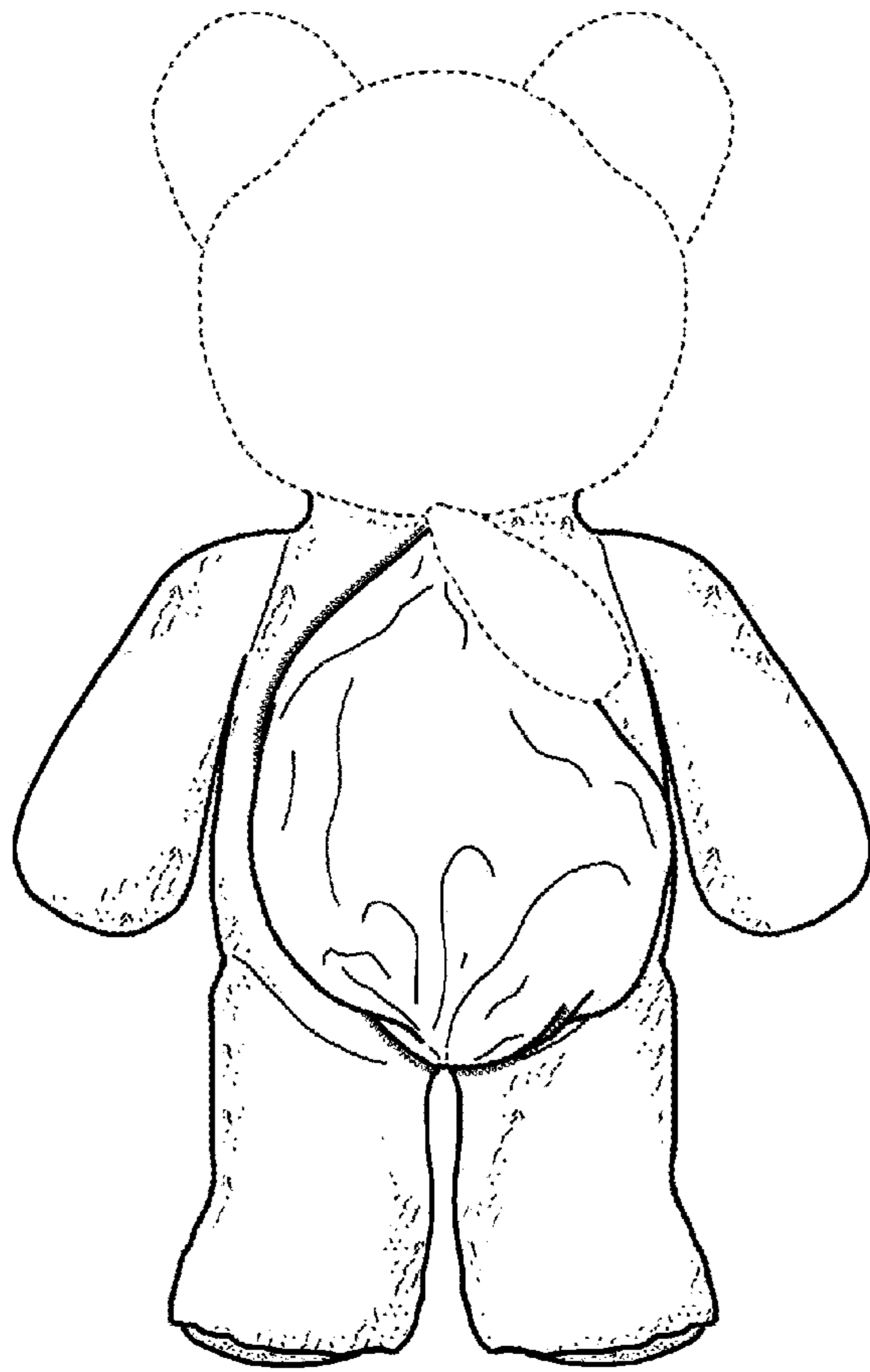


FIG. 8




FIG. 9




FIG. 10

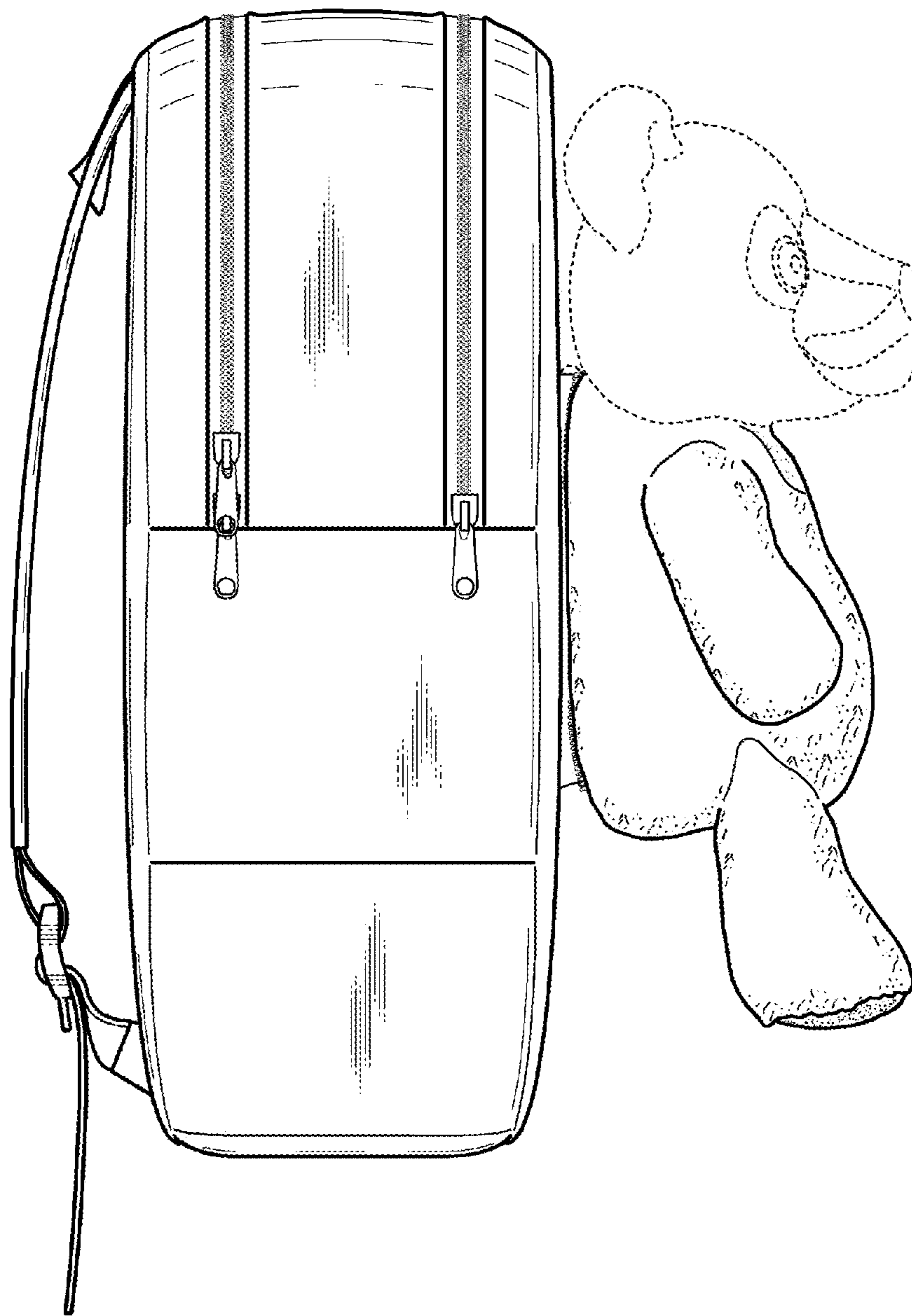


FIG. 11




FIG. 12




FIG. 13

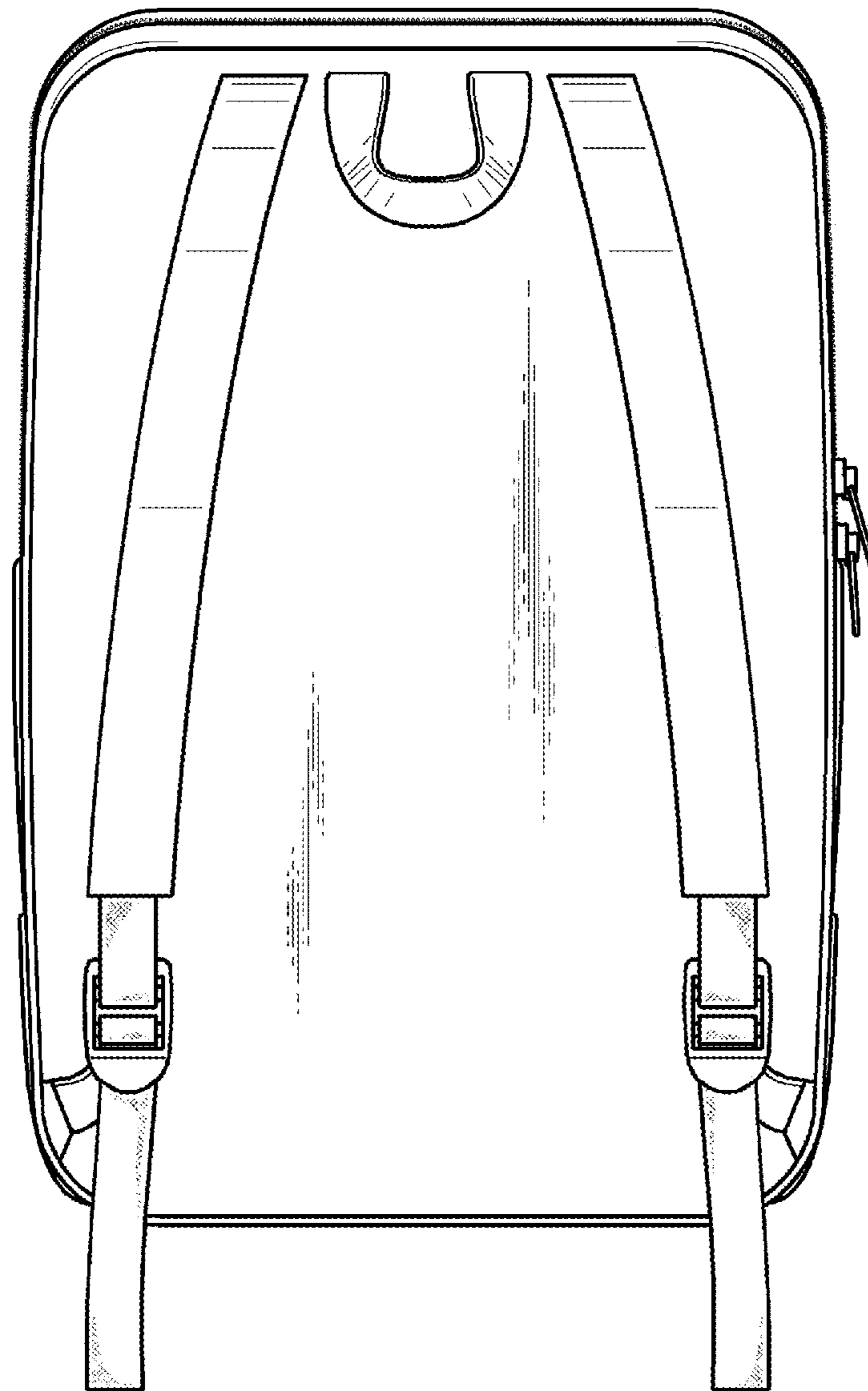


FIG. 14

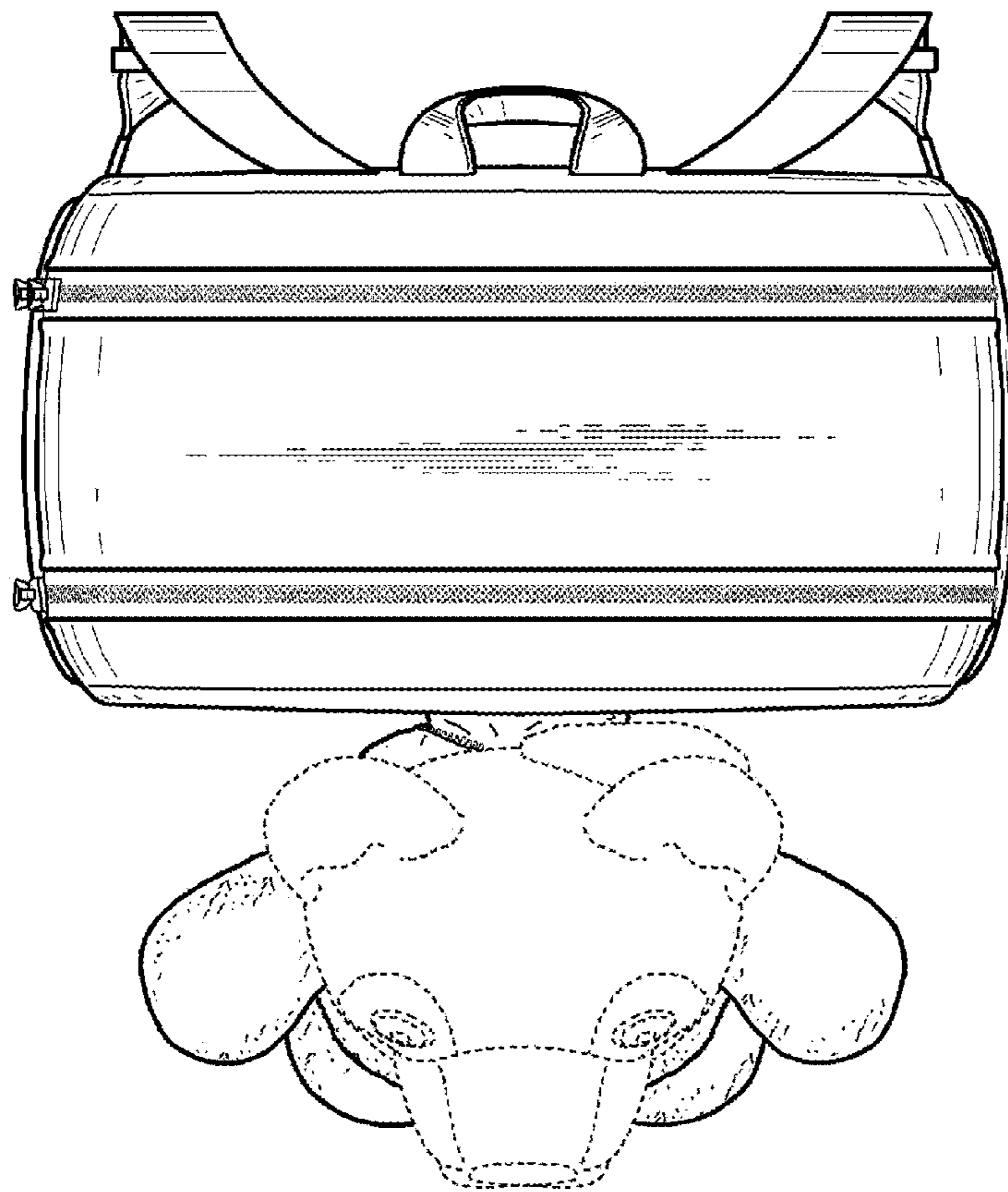


FIG. 15

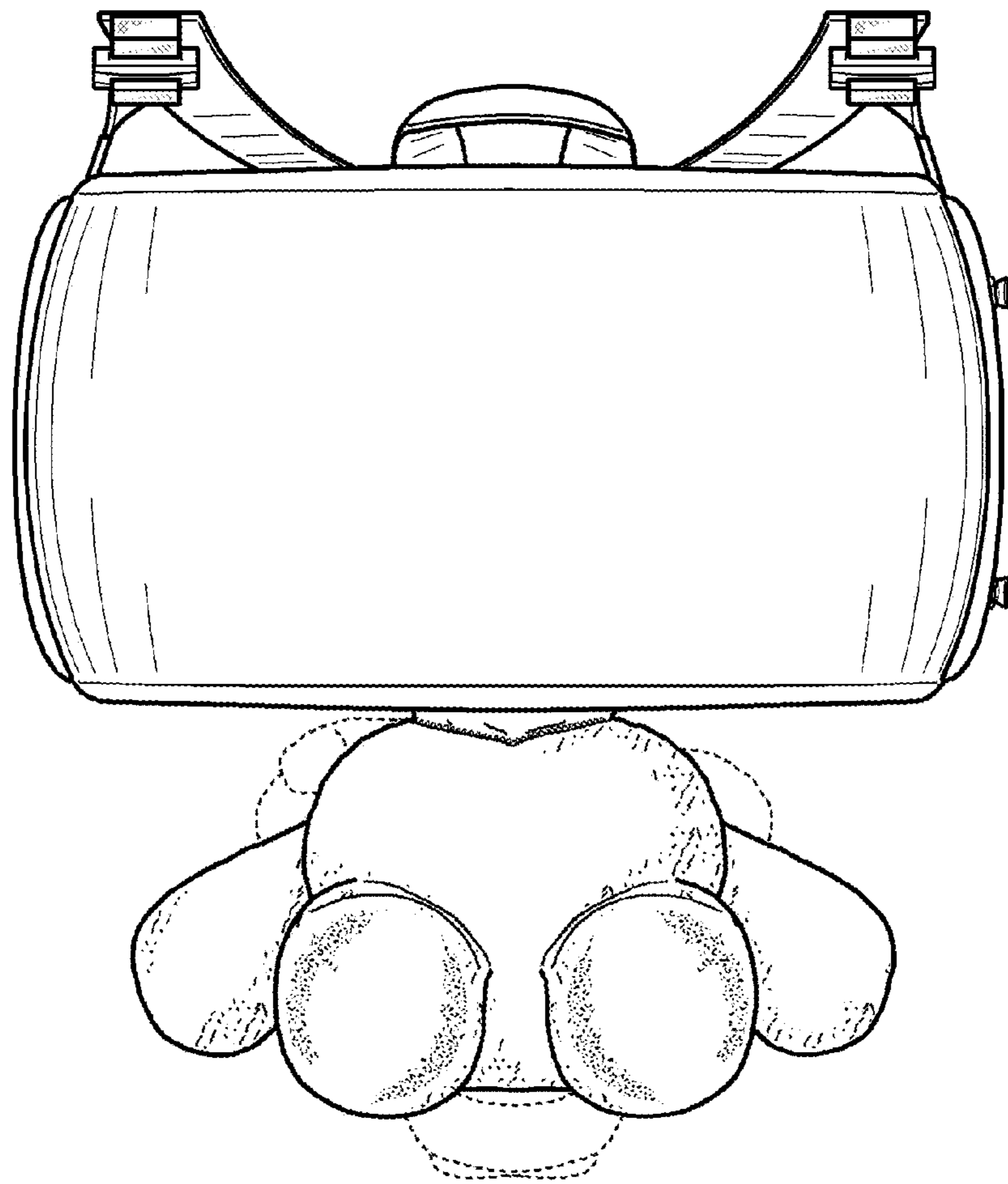


FIG. 16