



US00D745264S

(12) **United States Design Patent**  
**Ford**

(10) **Patent No.:** **US D745,264 S**  
(45) **Date of Patent:** **\*\* Dec. 15, 2015**

- (54) **BACKPACK**
- (71) Applicant: **NIKE, Inc.**, Beaverton, OR (US)
- (72) Inventor: **Timothy John Ford**, Portland, OR (US)
- (73) Assignee: **NIKE, Inc.**, Beaverton, OR (US)
- (\*\*) Term: **14 Years**
- (21) Appl. No.: **29/511,098**
- (22) Filed: **Dec. 5, 2014**
- (51) **LOC (10) Cl.** ..... **03-01**
- (52) **U.S. Cl.**  
USPC ..... **D3/216**
- (58) **Field of Classification Search**  
USPC ..... D3/201, 213–218, 231, 232, 267, 273,  
D3/289, 290, 318, 321, 327; 224/153, 628,  
224/630, 644; D29/100, 101.3, 101.4  
See application file for complete search history.

(56) **References Cited**

**U.S. PATENT DOCUMENTS**

D113,446 S	2/1939	White	
D251,083 S	2/1979	Rabinowitz et al.	
D426,951 S	6/2000	Rohrbach et al.	
D431,356 S	10/2000	Ammerman et al.	
D437,997 S	2/2001	Ammerman et al.	
6,325,262 B1 *	12/2001	Thompson	224/628
D479,186 S	9/2003	Hassett	
D498,585 S	11/2004	Darling	
D501,723 S	2/2005	Fenton et al.	
D506,314 S	6/2005	Roberts	
D507,697 S	7/2005	Seong	
D513,880 S	1/2006	Domotor et al.	
D517,801 S	3/2006	Woo	
D524,543 S	7/2006	Toler et al.	
D543,357 S	5/2007	Corcoran	
D548,461 S *	8/2007	Bettua et al.	D3/279
D550,964 S	9/2007	Bettua et al.	
D610,797 S *	3/2010	Shor et al.	D3/217
D613,497 S *	4/2010	Pho	D3/216

7,726,530 B1 *	6/2010	Exposito	224/630
D622,500 S	8/2010	Pho	
D630,011 S	1/2011	Knight et al.	
D665,573 S *	8/2012	Crandall	D3/217
D676,659 S *	2/2013	Brunazzi et al.	D3/318
D686,818 S *	7/2013	Shepherd et al.	D3/216
D688,455 S *	8/2013	Boldetti et al.	D3/279
D699,944 S *	2/2014	Mather	D3/216
8,757,463 B2 *	6/2014	Sagan	224/644
D709,689 S *	7/2014	Brunazzi et al.	D3/217
D710,608 S	8/2014	Yoneno	
D713,139 S	9/2014	Ford	
2004/0007605 A1 *	1/2004	Mares	224/630

(Continued)

**OTHER PUBLICATIONS**

Nike Equipment Catalog, 2010 Fall Accessories Equipment, p. 2, published Nov. 2009, NIKE, Inc., USA.

(Continued)

*Primary Examiner* — George D Kirschbaum

*Assistant Examiner* — Jennifer Watkins

(74) *Attorney, Agent, or Firm* — Banner & Witcoff, Ltd.

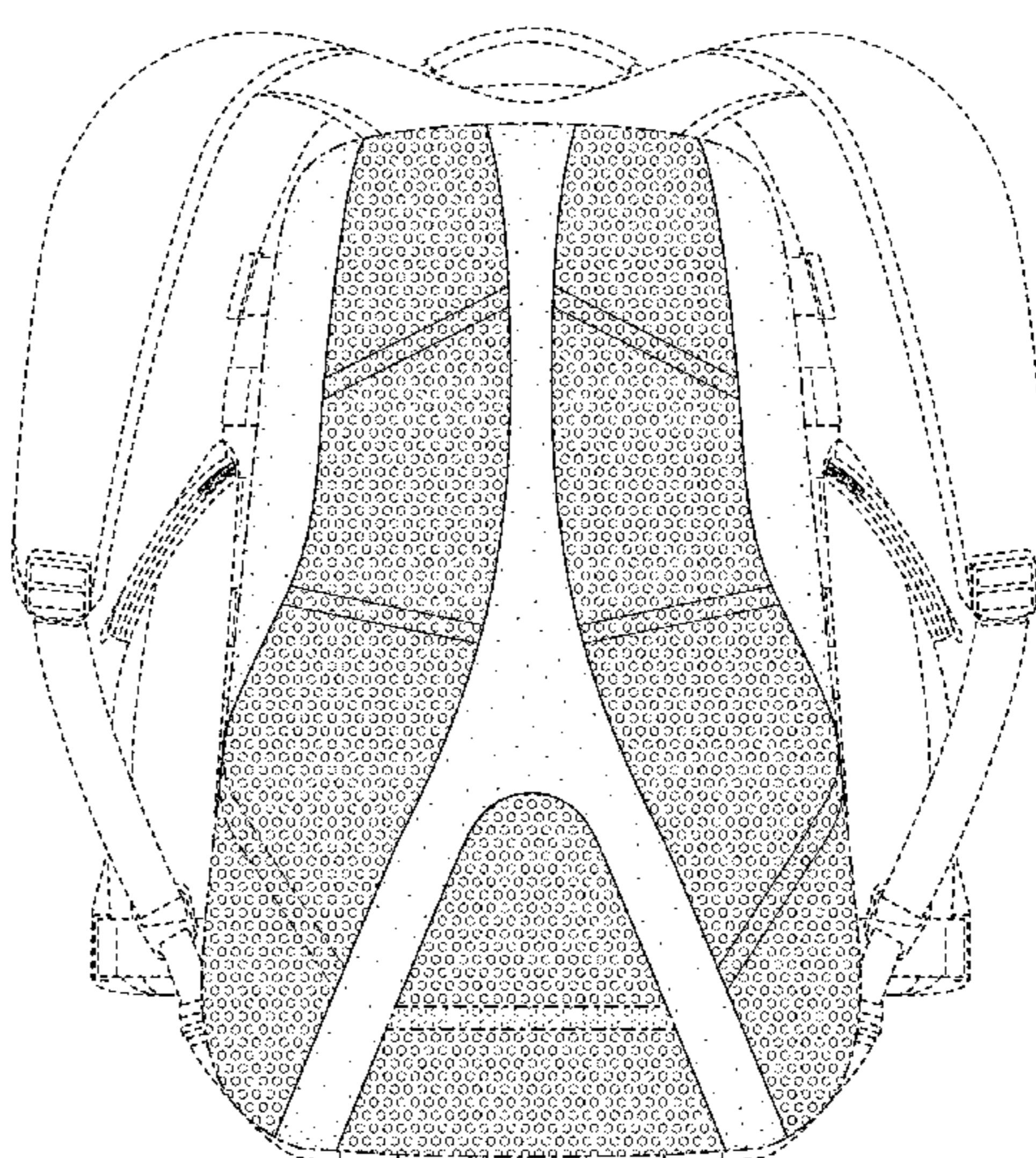
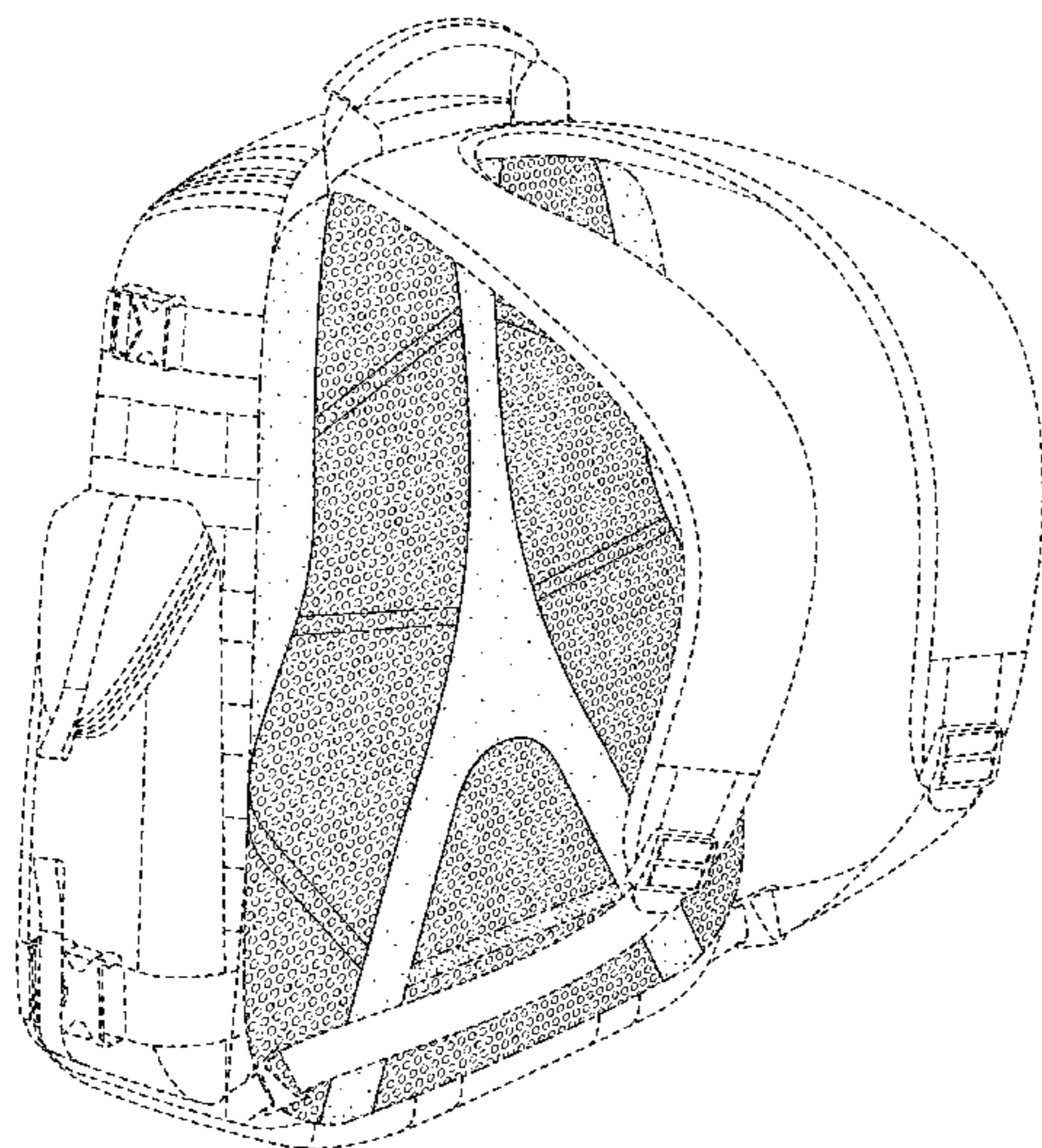
(57) **CLAIM**

The ornamental design for a backpack, as shown and described.

**DESCRIPTION**

FIG. 1 is a left perspective view of a backpack showing my new design;  
FIG. 2 is a front view thereof; and,  
FIG. 3 is a right perspective view thereof.  
The uneven-length broken lines represent unclaimed boundaries of the design. The unshaded region within the shaded area that is demarcated by uneven-length broken lines forms no part of the claimed design. The even-length broken lines showing the remainder of the backpack are for environmental purposes only and form no part of the claimed design.

**1 Claim, 3 Drawing Sheets**



(56)

**References Cited**

U.S. PATENT DOCUMENTS

2004/0173656 A1\* 9/2004 Seong ..... 224/644  
2005/0035170 A1\* 2/2005 Sears et al. .... 224/630

OTHER PUBLICATIONS

Nike Equipment Catalog, 2010 Holiday Equipment, p. 2, published Feb. 2010, NIKE, Inc., USA.

Nike Equipment Catalog, 2011 Fall Equipment, p. 15, published date unknown, but prior to the filing date of the present application, NIKE, Inc., USA.

Columbia Silver Ridge 25L Backpack by Columbia Store[online]. retrieved May 15, 2015]. Retrieved from the Internet <[http://www.columbia.com/silver-ridge-25l-backpack-UU9895.html?dwvar\\_UU9895\\_variationColor=448#q=backpack&pg=2&start=12](http://www.columbia.com/silver-ridge-25l-backpack-UU9895.html?dwvar_UU9895_variationColor=448#q=backpack&pg=2&start=12)>.

\* cited by examiner



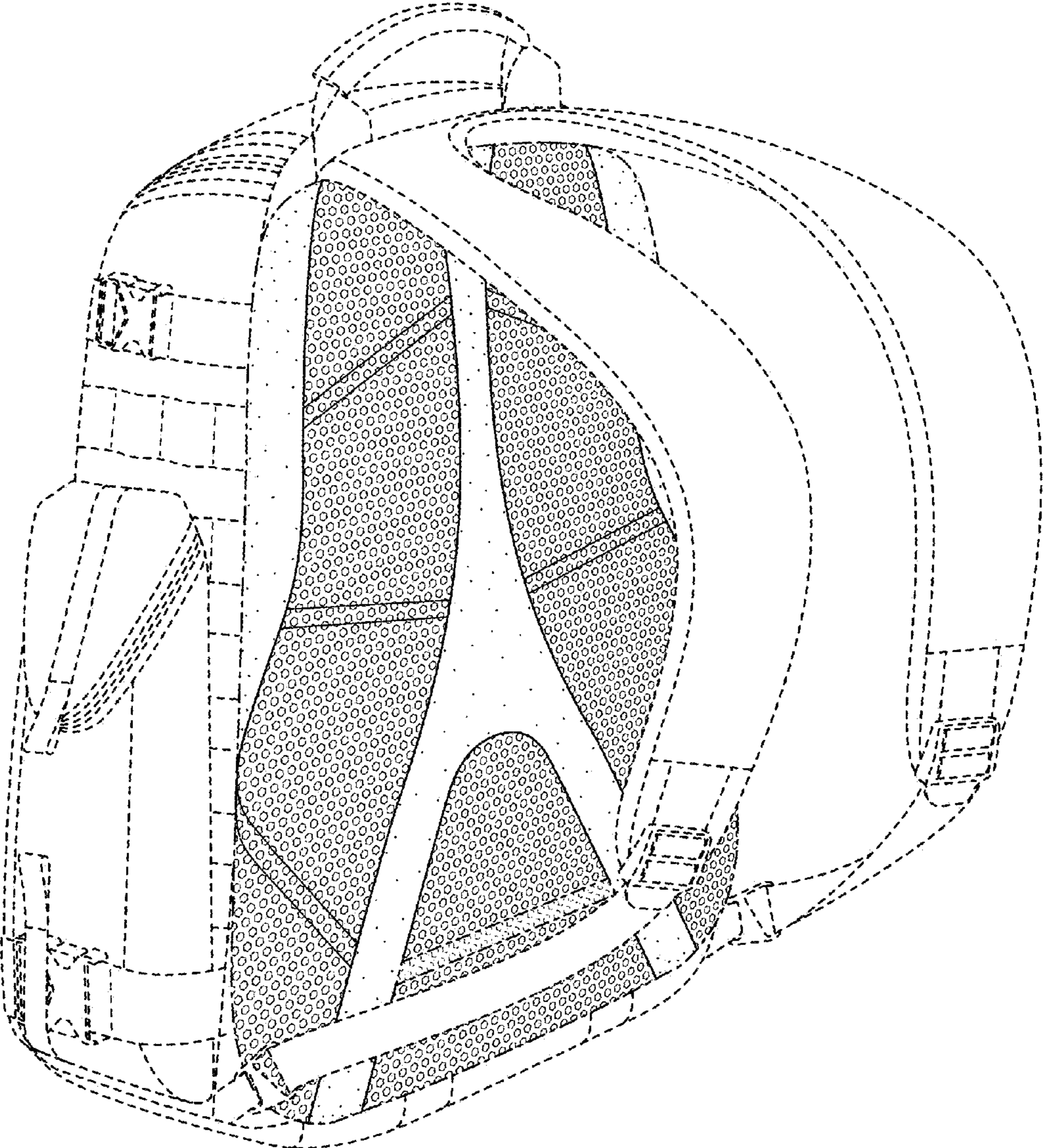


FIG. 1

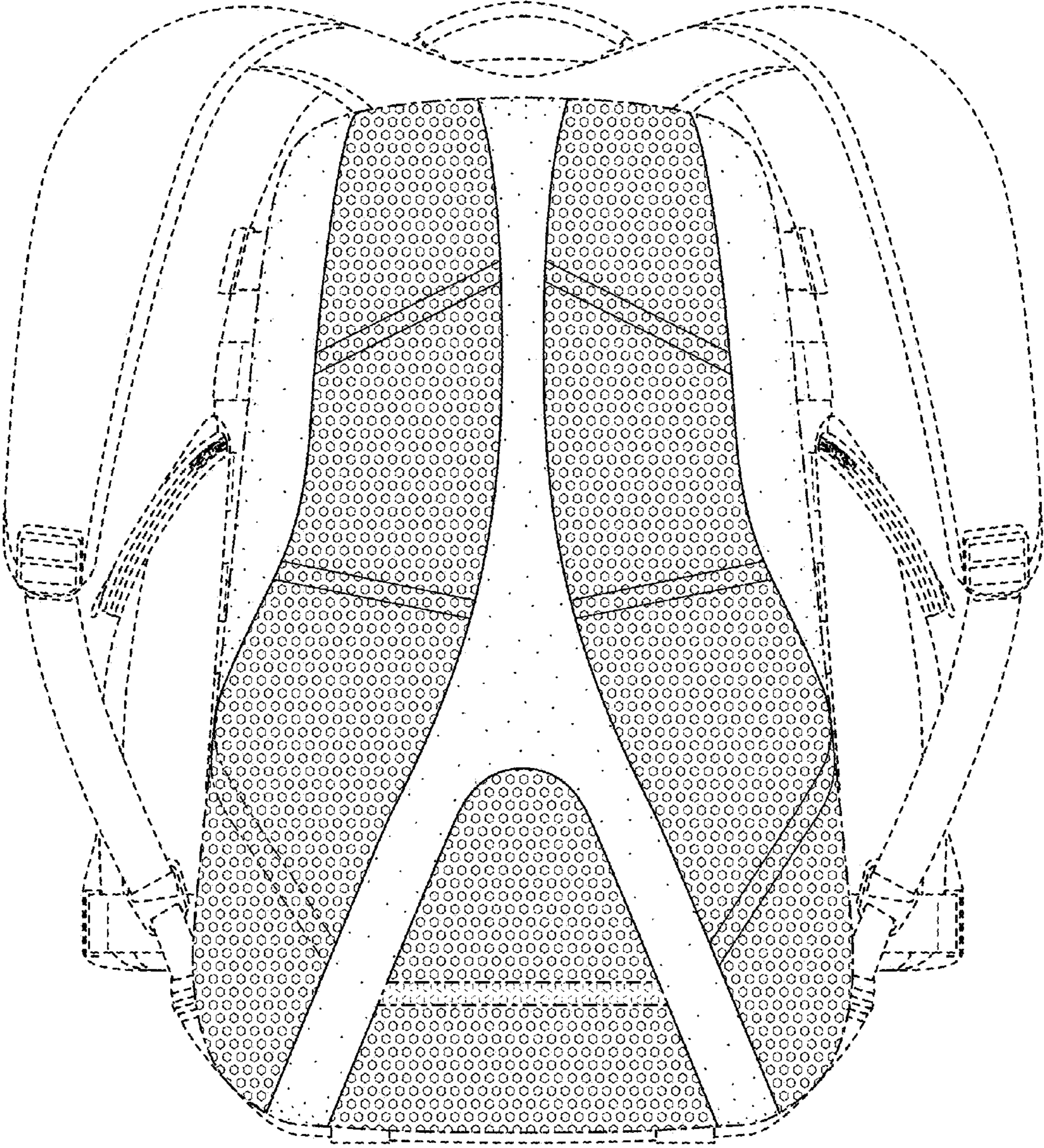


FIG. 2



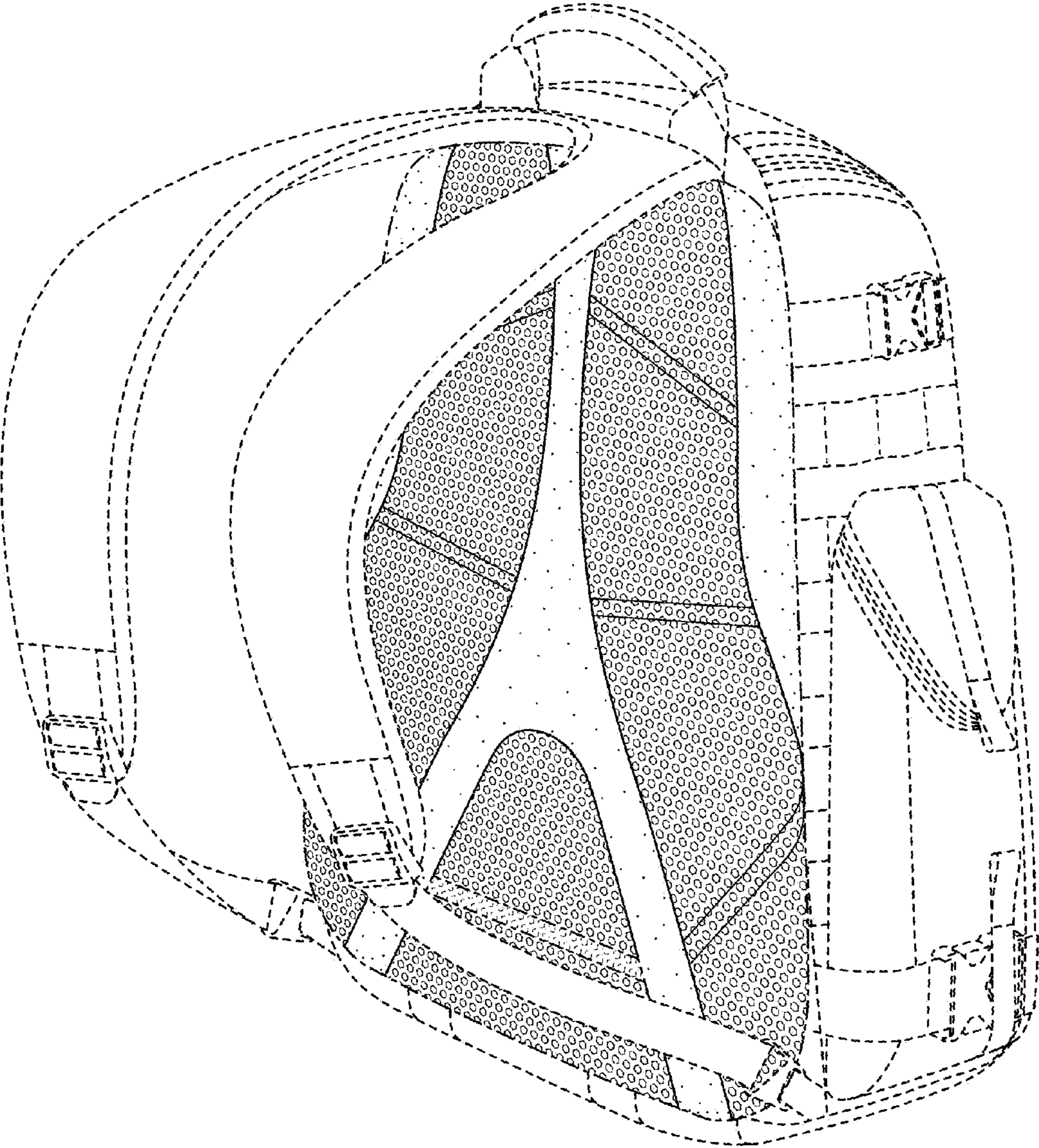


FIG. 3