



US00D745259S

(12) **United States Design Patent**
Bell et al.

(10) **Patent No.:** **US D745,259 S**
(45) **Date of Patent:** **** Dec. 15, 2015**

(54) **SHOE UPPER**

(71) Applicant: **NIKE, Inc.**, Beaverton, OR (US)

(72) Inventors: **Thomas G. Bell**, Portland, OR (US);
Tobie D. Hatfield, Lake Oswego, OR (US)

(73) Assignee: **NIKE, Inc.**, Beaverton, OR (US)

(**) Term: **14 Years**

(21) Appl. No.: **29/515,871**

(22) Filed: **Jan. 27, 2015**

(51) **LOC (10) Cl.** **02-99**

(52) **U.S. Cl.**
USPC **D2/972**

(58) **Field of Classification Search**
USPC D2/902, 906-908, 944, 969, 971-974
CPC .. A43B 13/181; A43B 13/141; A43B 13/186;
A43B 13/188; A43B 23/00; A43B 23/02;
A43B 5/00

See application file for complete search history.

(56) **References Cited**

U.S. PATENT DOCUMENTS

D78,327 S *	4/1929	Berman	D2/974
1,730,768 A *	10/1929	Heyman	D2/974
D86,612 S *	3/1932	Laird	D2/974
D86,956 S *	5/1932	Hakim	D2/974
D200,846 S *	4/1965	Bovay	D2/908
4,204,346 A *	5/1980	Fugere	36/114
D467,063 S *	12/2002	Chen	D2/972
D544,699 S *	6/2007	Link	D2/972
D553,843 S	10/2007	Chang		
D585,189 S	1/2009	Jarvis		
D587,001 S	2/2009	Jarvis		
D609,450 S *	2/2010	Dombrow	D2/972
D646,881 S	10/2011	Huynh		
D659,374 S	5/2012	Miner		
D661,081 S	6/2012	Mermet		
D668,858 S *	10/2012	Shaffer	D2/972

D682,530 S *	5/2013	Wilken	D2/972
D683,125 S *	5/2013	Parrett	D2/972
D684,761 S *	6/2013	Williams, Jr.	D2/972
D701,036 S *	3/2014	Martin	D2/972
D701,037 S *	3/2014	Ho et al.	D2/972
D707,436 S	6/2014	Seamarks		
D707,947 S	7/2014	Seamarks		
D707,950 S *	7/2014	William, Jr.	D2/972
D709,280 S *	7/2014	Shaffer	D2/972
D722,225 S *	2/2015	Williams, Jr.	D2/972
D722,226 S *	2/2015	Williams, Jr.	D2/972

OTHER PUBLICATIONS

2001 Fall Men's and Women's Footwear; 56; Nike Footwear Catalog, 2001 Fall Men's and Women's Footwear, p. 56, published Nov. 2000, NIKE, Inc., USA.

(Continued)

Primary Examiner — Dominic Simone

(74) *Attorney, Agent, or Firm* — Banner & Witcoff, Ltd.

(57) **CLAIM**

The ornamental design for a shoe upper, as shown and described.

DESCRIPTION

FIG. 1 is a front perspective view of a shoe upper showing our new design;

FIG. 2 is a second front perspective view thereof;

FIG. 3 is a side view thereof;

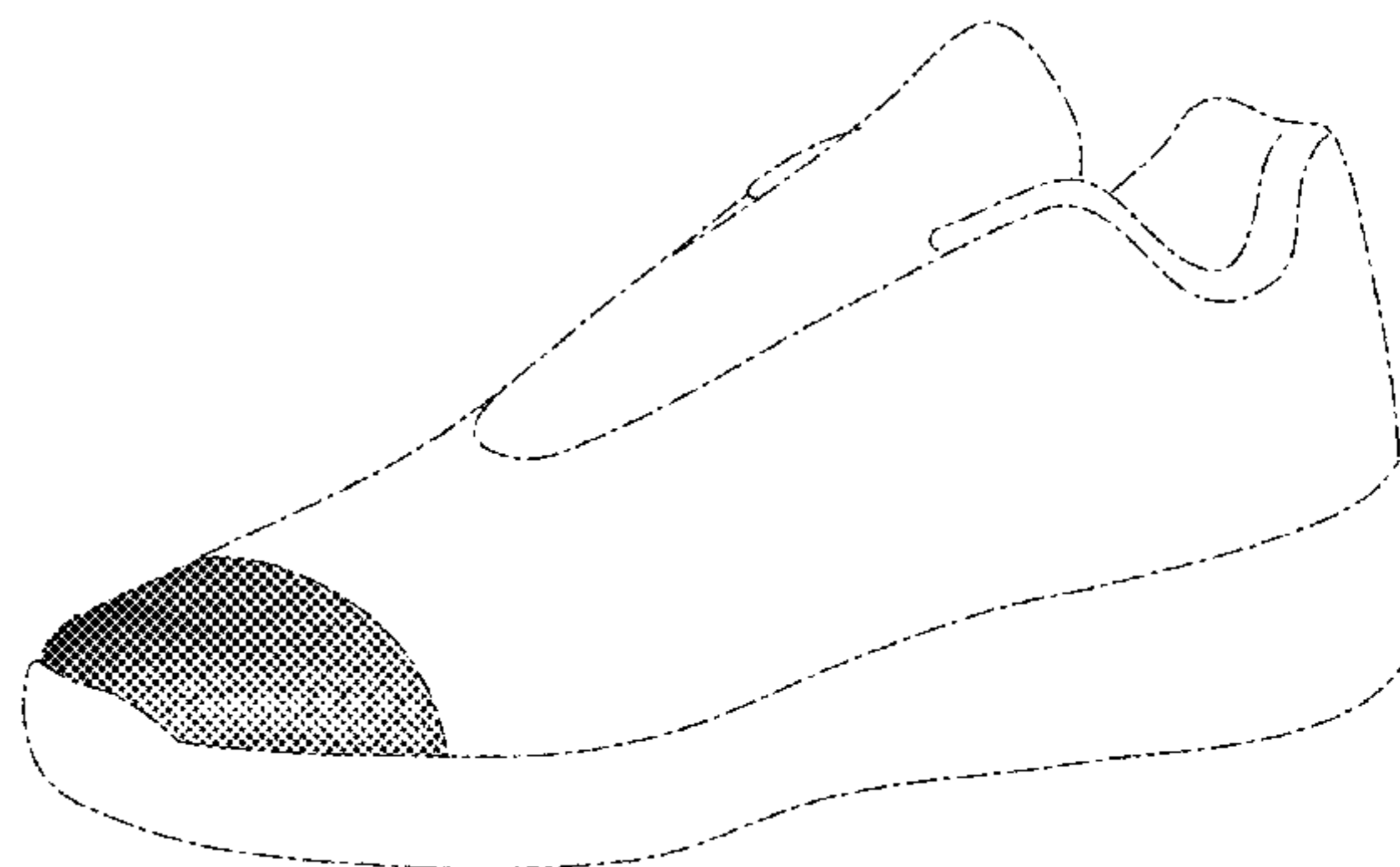
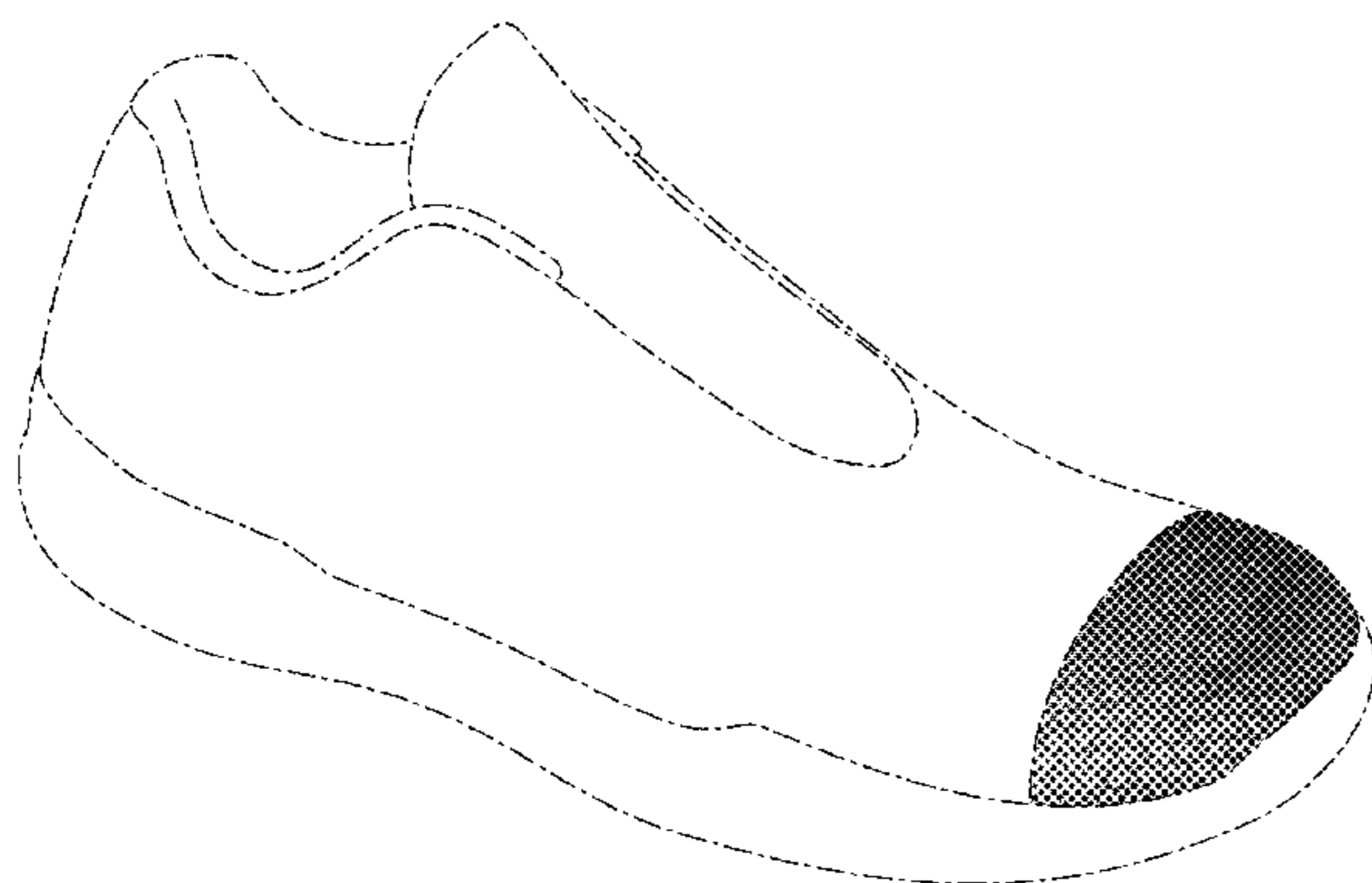
FIG. 4 is a second side view thereof;

FIG. 5 is a front view thereof; and,

FIG. 6 is a top view thereof.

The photographic area is claimed. The broken lines immediately adjacent to the photographic area represent unclaimed boundaries of the design. The lack of a broken or solid line immediately adjacent to the photographic area indicates a claimed edge of the design. The broken lines showing the remainder of the shoe are for environmental purposes only and form no part of the claimed design.

1 Claim, 6 Drawing Sheets



(56)

References Cited

OTHER PUBLICATIONS

2001 Fall Men's and Women's Footwear; 79; Nike Footwear Catalog, 2001 Fall Men's and Women's Footwear, p. 79, published Nov. 2000, NIKE, Inc., USA.

2003 Fall Men's and Women's Footwear; 57; Nike Footwear Catalog, 2003 Fall Men's and Women's Footwear, p. 57, published Nov. 2002, NIKE, Inc., USA.

2009 Holiday Core Footwear; 168; Nike Footwear Catalog, 2009 Holiday Core Footwear, p. 168, published Feb. 2009, NIKE, Inc., USA.

* cited by examiner

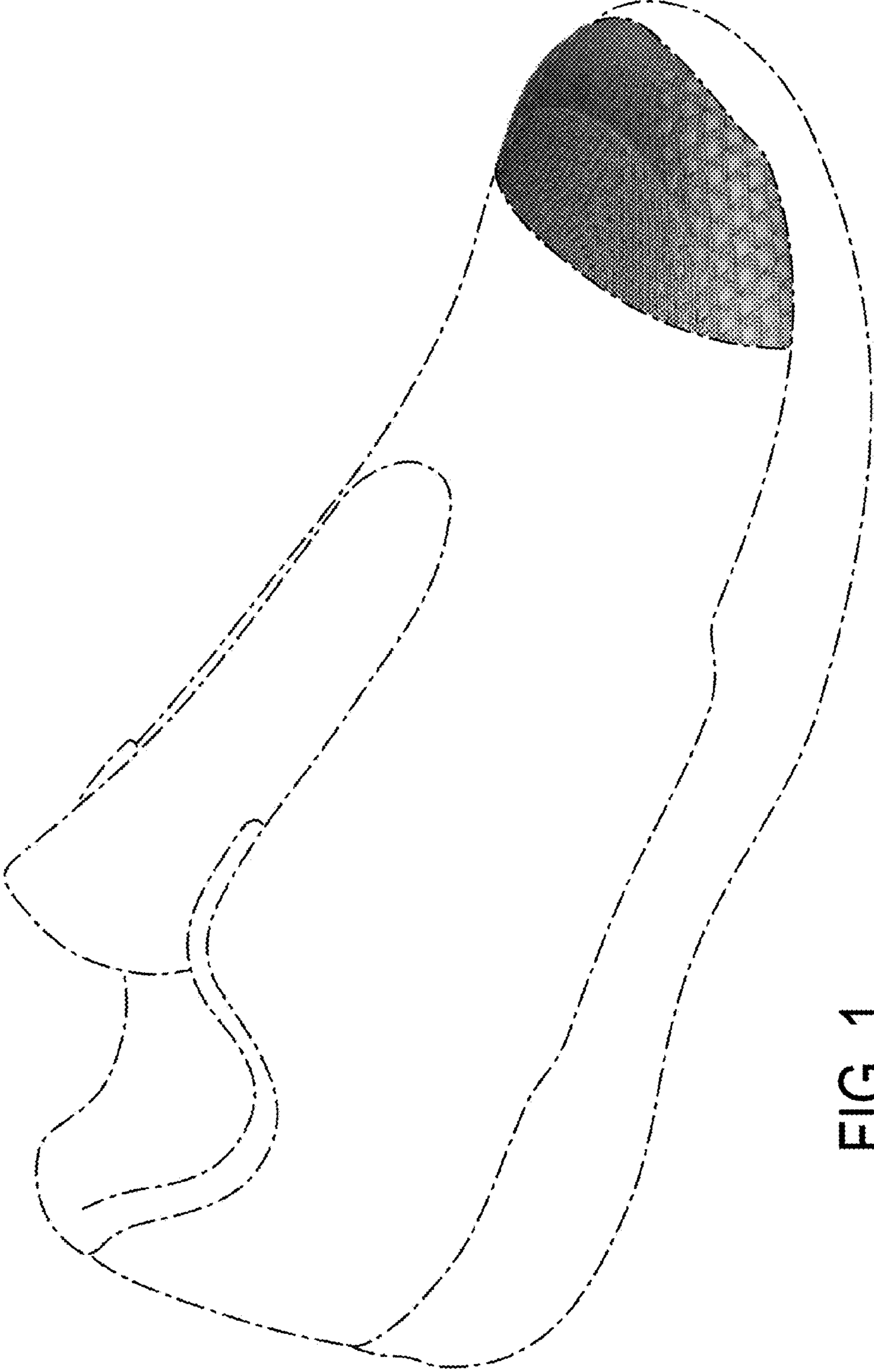


FIG. 1

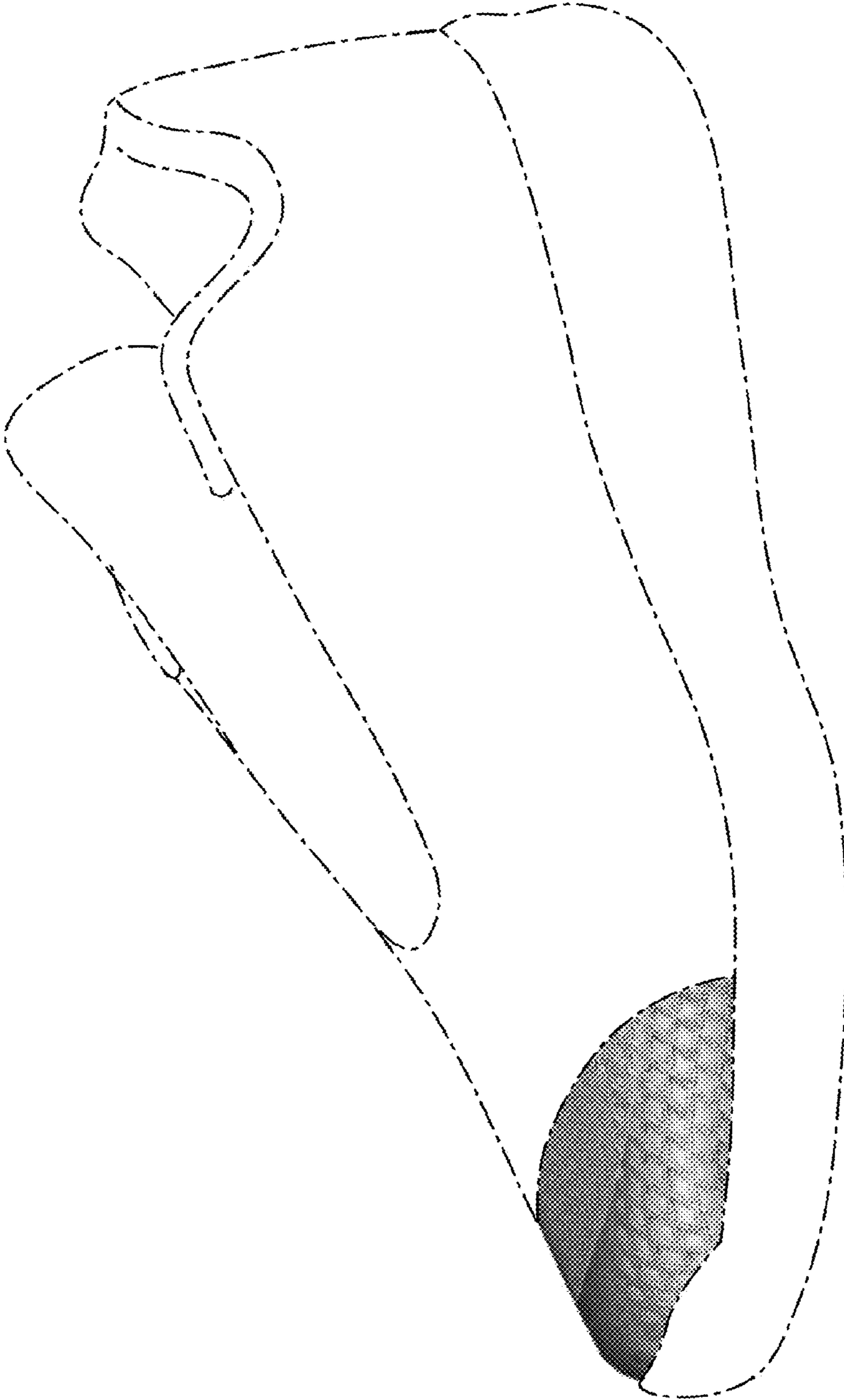


FIG. 2

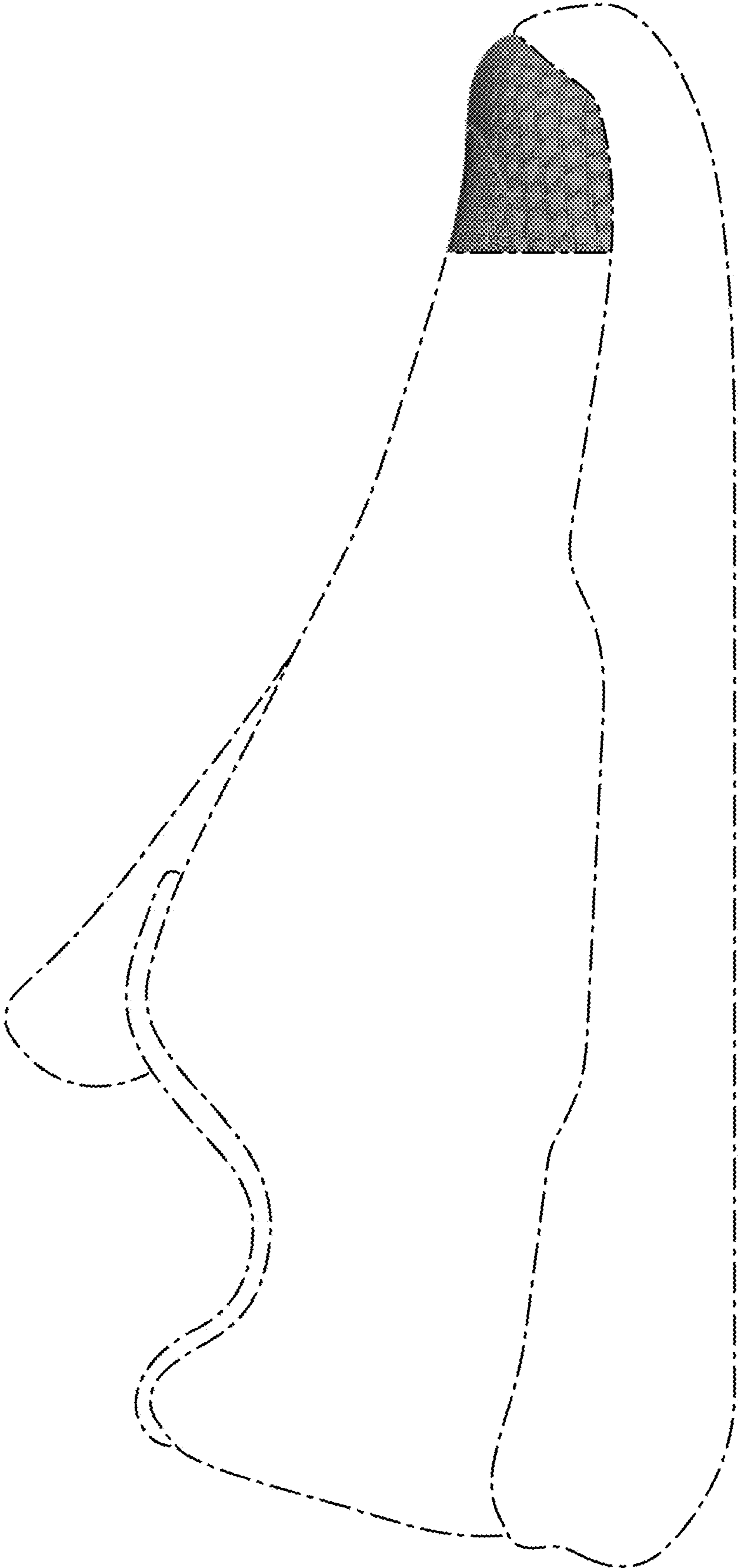


FIG. 3

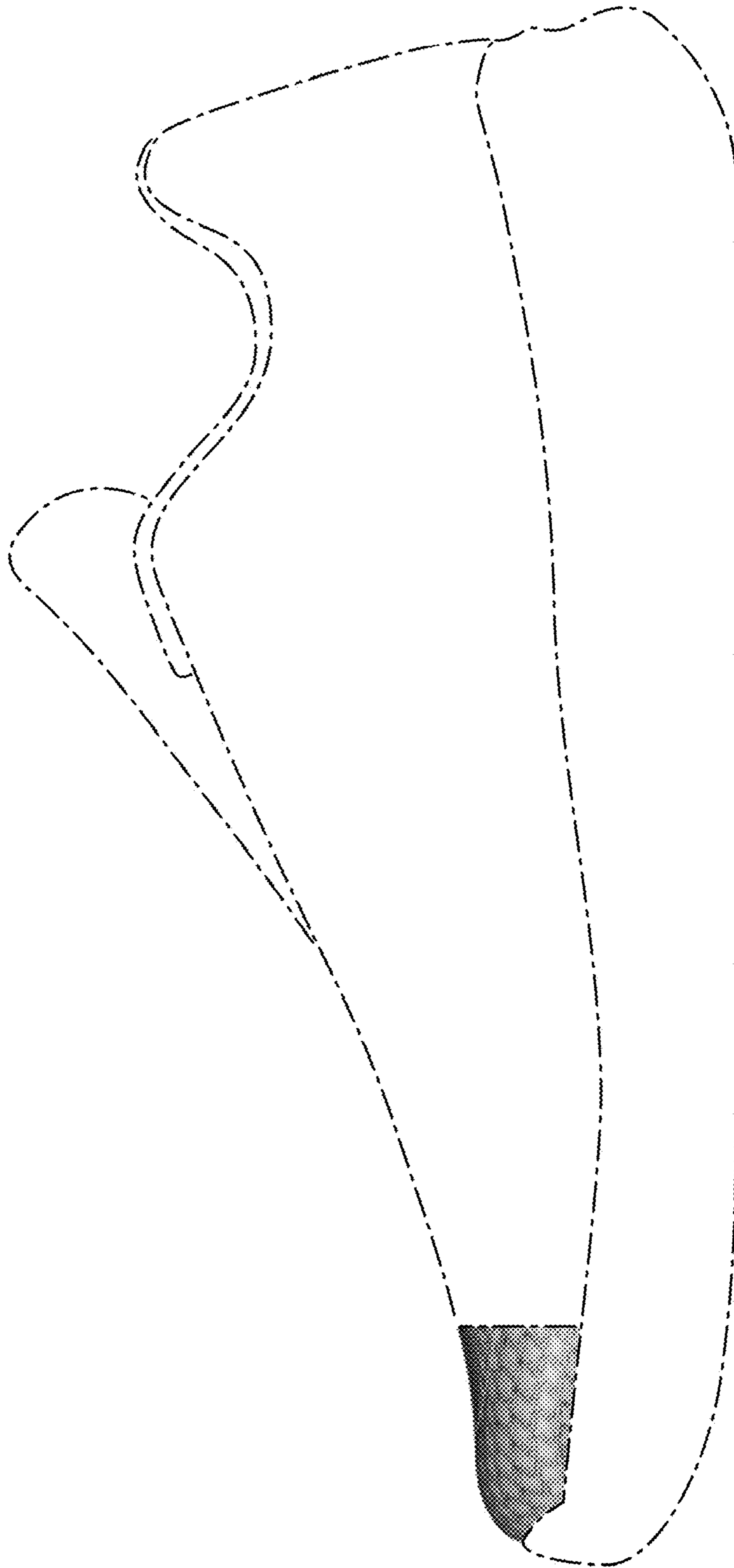


FIG. 4

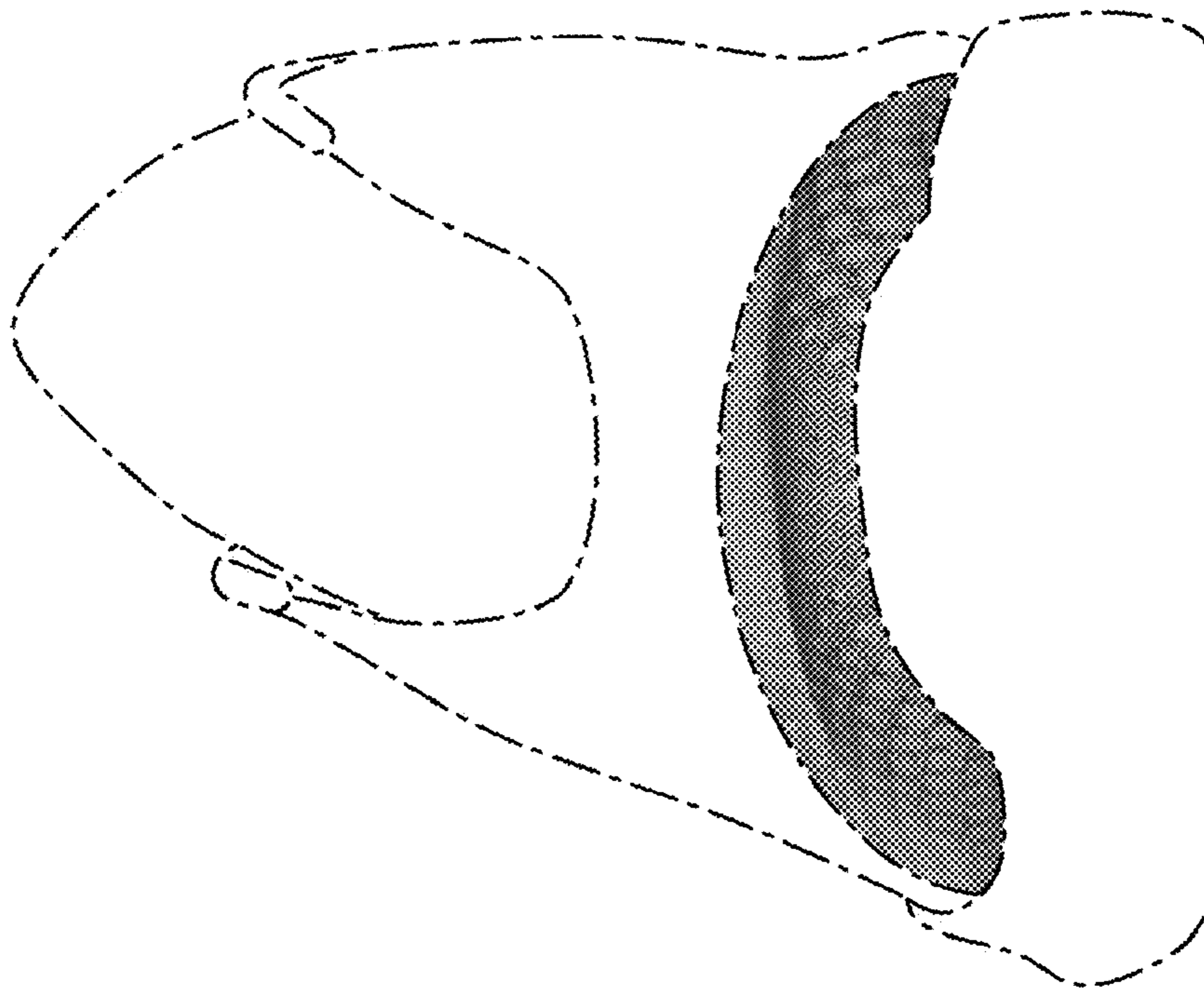


FIG. 5

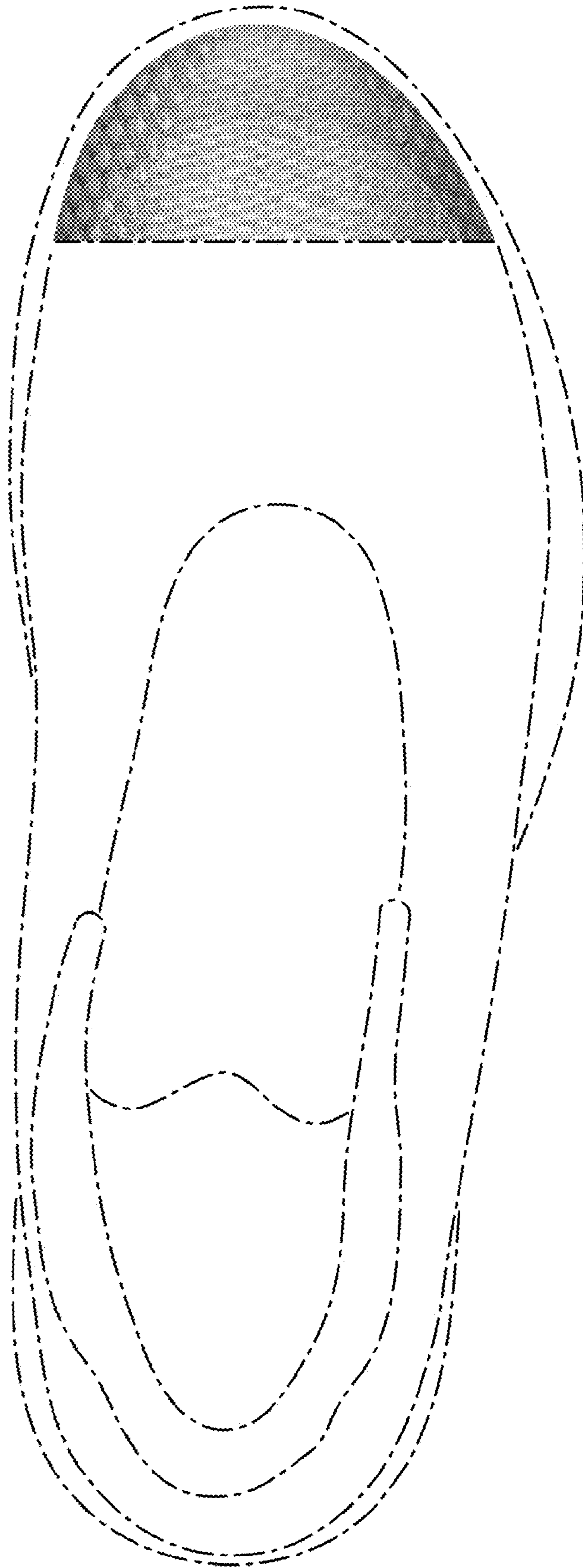


FIG. 6