



US00D745250S

(12) **United States Design Patent**
McClain

(10) **Patent No.:** **US D745,250 S**
(45) **Date of Patent:** **** Dec. 15, 2015**

- (54) **TEXTILE WITH PERFORATION PATTERN**
- (71) Applicant: **Under Armour, Inc.**, Baltimore, MD (US)
- (72) Inventor: **Julian McClain**, Baltimore, MD (US)
- (73) Assignee: **Under Armour, Inc.**, Baltimore, MD (US)
- (**) Term: **14 Years**
- (21) Appl. No.: **29/477,930**
- (22) Filed: **Dec. 30, 2013**
- (51) **LOC (10) Cl.** **02-02**
- (52) **U.S. Cl.**
USPC **D2/731**
- (58) **Field of Classification Search**
USPC D2/717, 720, 731, 732, 750, 840, 849;
D5/1, 25, 53-54, 57, 61
CPC A41D 27/08; A41D 7/00; A41D 1/18;
A41D 25/04; A41D 25/08; A63B 71/12;
A41B 1/04; A41B 9/08; A41B 9/06; A41B
1/02; A41B 1/06; A41B 3/12
See application file for complete search history.

- (56) **References Cited**
U.S. PATENT DOCUMENTS
973,078 A * 10/1910 Vandergaw et al. 33/201
D65,885 S * 10/1924 Vandergaw et al. D5/57
D66,339 S * 12/1924 Vandergaw et al. D5/57
D72,293 S * 3/1927 Vandergaw et al. D5/57
2,728,080 A * 12/1955 Beard 2/113
4,976,706 A * 12/1990 Aki et al. 604/304
D375,832 S * 11/1996 Miller D3/23

D383,211	S	*	9/1997	Dunshee et al.	D24/189
D391,639	S	*	3/1998	Dunshee et al.	D24/189
D404,136	S	*	1/1999	Dunshee et al.	D24/189
D407,160	S	*	3/1999	Dunshee et al.	D24/189
D408,920	S	*	4/1999	Dunshee et al.	D24/189
D415,836	S	*	10/1999	Dunshee et al.	D24/189
D423,591	S	*	4/2000	Conley et al.	D20/22
D525,412	S	*	7/2006	O'Mahony	D2/717
D584,881	S	*	1/2009	Curran	D2/717
D619,783	S	*	7/2010	Jones et al.	D2/717
D644,821	S	*	9/2011	King	D2/840
D654,659	S	*	2/2012	Scott-Curran	D2/717
D690,906	S	*	10/2013	Lambertz	D2/731
D691,347	S	*	10/2013	Lambertz	D2/731
D696,488	S	*	12/2013	Kenney et al.	D2/840
D698,124	S	*	1/2014	Yu et al.	D2/840
D714,522	S	*	10/2014	Boyer et al.	D2/717
2008/0047046	A1	*	2/2008	Maier	2/102
2010/0242151	A1	*	9/2010	Mather	2/115

* cited by examiner

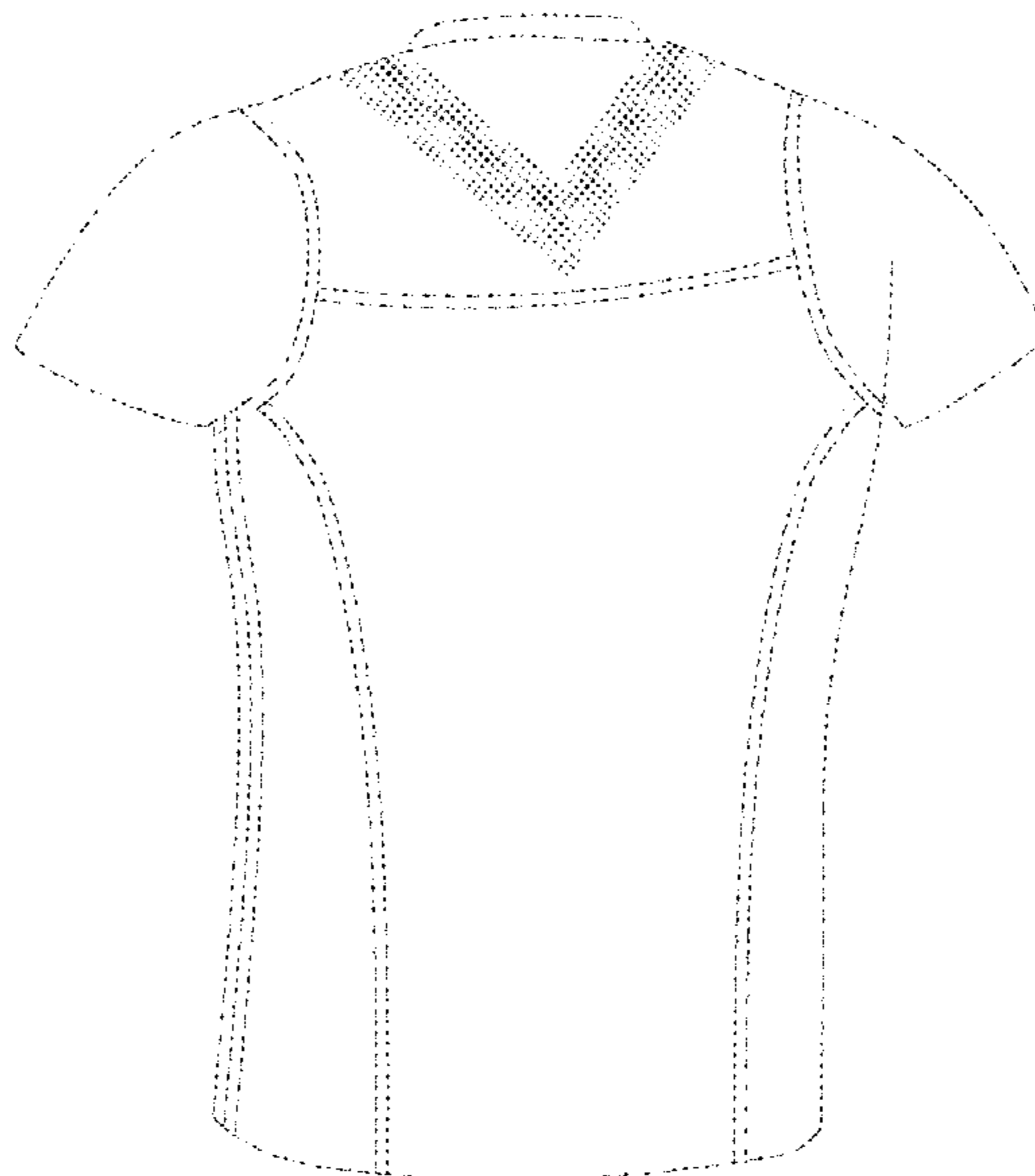
Primary Examiner — Karen E Kearney
Assistant Examiner — Nathaniel D Buckner

(57) **CLAIM**
The ornamental design for a textile with perforation pattern, as shown and described.

DESCRIPTION

FIG. 1 is a rear perspective view of a textile with perforation pattern showing my new design;
FIG. 2 is a rear elevated view thereof;
FIG. 3 is a right side view in elevation thereof;
FIG. 4 is a left side view in elevation thereof; and,
FIG. 5 is a top plan view thereof.
The broken lines shown in the figures illustrate environmental structure and form no part of the claimed design.

1 Claim, 5 Drawing Sheets






FIG. 1




FIG. 2

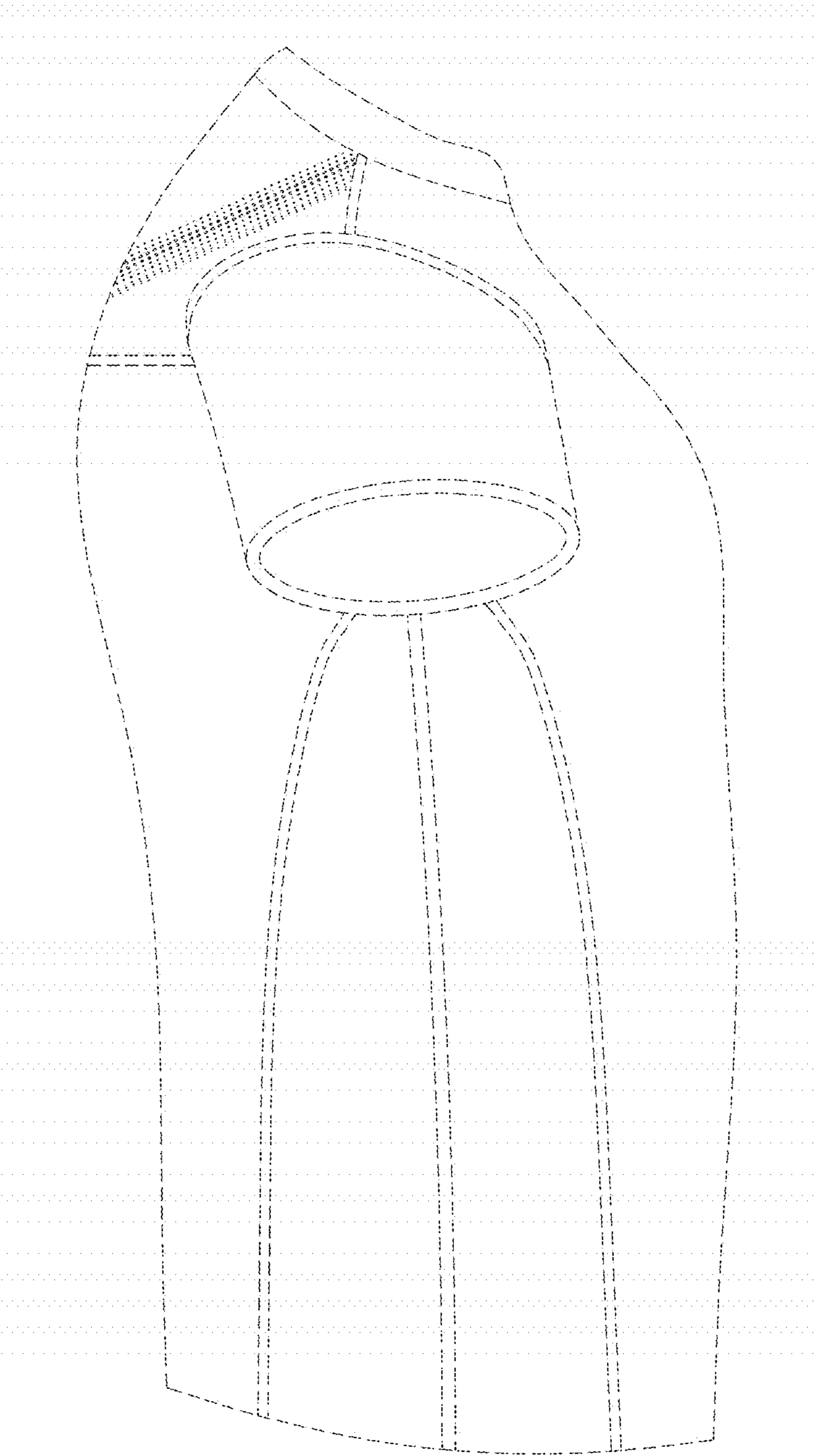


FIG. 3

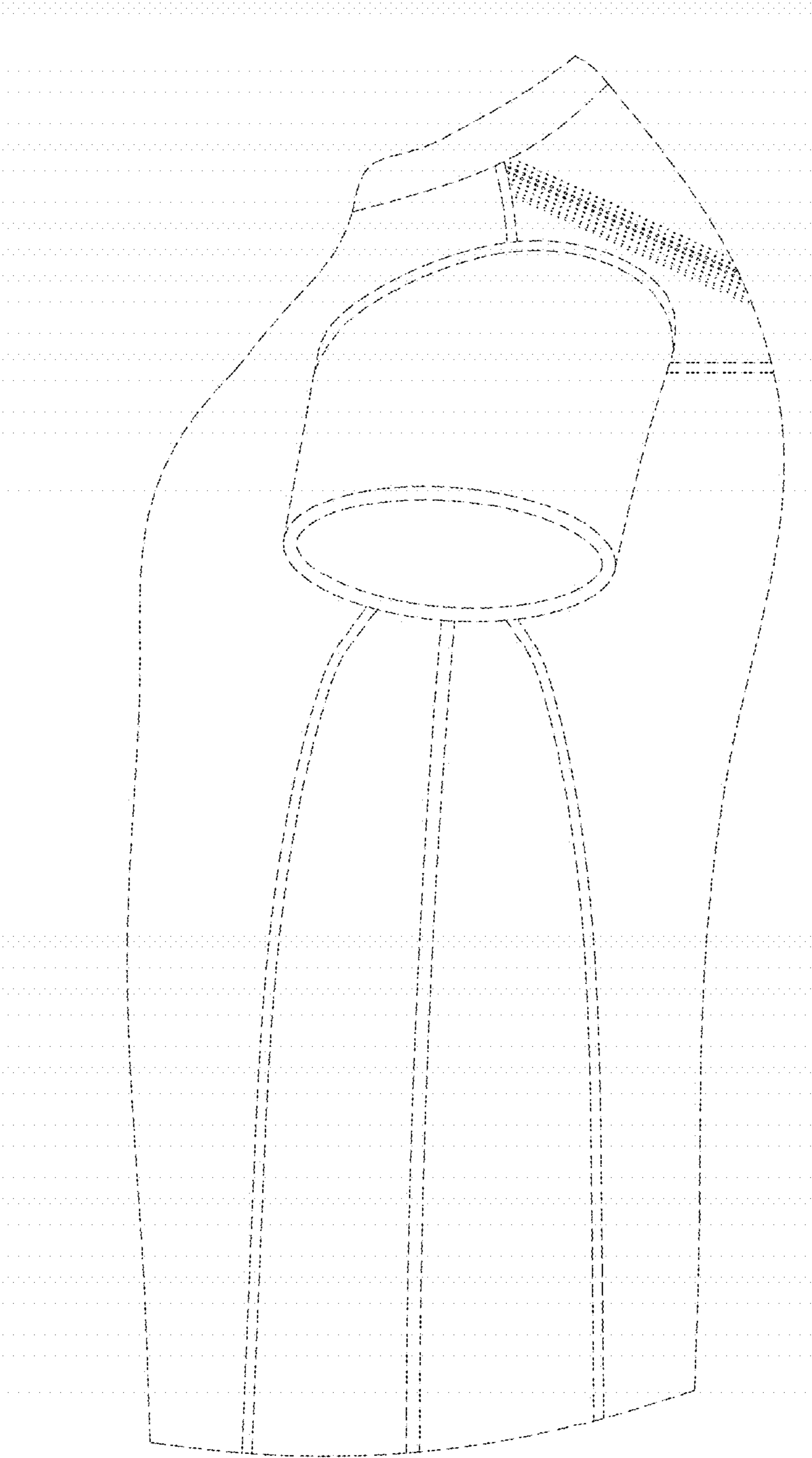


FIG. 4

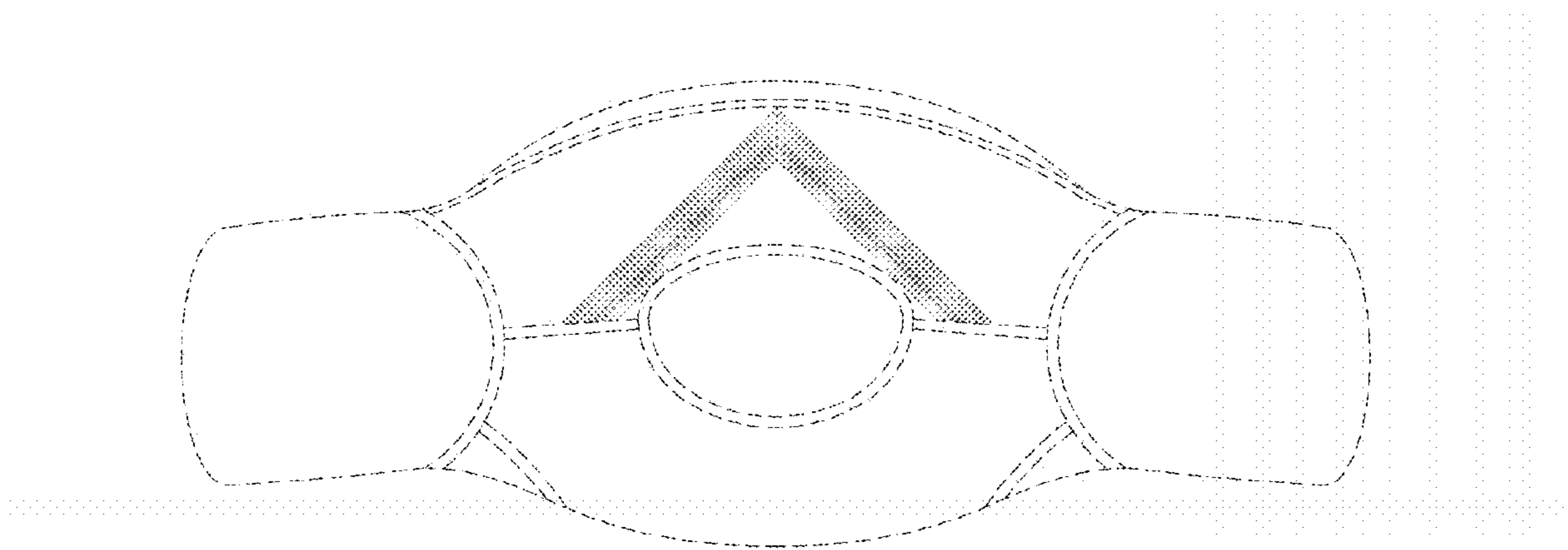


FIG. 5