



US00D745247S

(12) **United States Design Patent**
Mazard

(10) **Patent No.:** **US D745,247 S**

(45) **Date of Patent:** **** Dec. 15, 2015**

(54) **BRASSIERE WITH BUILT-IN POCKET**

(71) Applicant: **Kerlande Mazard**, Miami, FL (US)

(72) Inventor: **Kerlande Mazard**, Miami, FL (US)

(**) Term: **14 Years**

(21) Appl. No.: **29/491,281**

(22) Filed: **May 20, 2014**

(51) **LOC (10) Cl.** **02-01**

(52) **U.S. Cl.**
USPC **D2/708**

(58) **Field of Classification Search**
USPC D2/700, 706–711, 731, 737, 796;
2/67–69, 86, 88, 109, 112, 113; 450/1,
450/5, 13–18, 23, 36, 39, 54, 58, 59, 68, 71,
450/77, 79, 82, 85, 92; 128/890
CPC A41C 3/00; A41C 3/0014; A41C 3/0021;
A41C 3/0035; A41C 3/005; A41C 3/0071;
A41C 3/10; A41C 3/12; A41D 7/00; A41B
9/00; A63B 21/065

See application file for complete search history.

(56) **References Cited**

U.S. PATENT DOCUMENTS

D245,547 S	8/1977	Surace	
5,496,205 A	3/1996	Lee	
D396,541 S *	8/1998	Lawrence	D2/709
D522,717 S *	6/2006	Aurilia et al.	D2/706
D529,259 S *	10/2006	Faagau	D2/706
D571,529 S *	6/2008	Cook	D2/706
D587,878 S *	3/2009	Higo et al.	D2/706
D597,279 S *	8/2009	Spillman	D2/706
D625,488 S *	10/2010	Messman et al.	D2/706
D626,308 S *	11/2010	DiGeronimo	D2/706
D630,816 S *	1/2011	Baramki	D2/706

D630,817 S *	1/2011	McKee	D2/706
D632,458 S *	2/2011	Shirer	D2/706
D686,389 S	7/2013	Hayes	
8,484,763 B1	7/2013	Lucas	
2006/0281389 A1 *	12/2006	Liu	450/1
2009/0209173 A1	8/2009	Arledge et al.	
2009/0209174 A1 *	8/2009	Gonzales	450/57
2011/0225700 A1 *	9/2011	Kogut	2/113
2011/0244758 A1	10/2011	Boatright	
2012/0064799 A1	3/2012	Rivers	
2012/0329366 A1	12/2012	Kenny	

FOREIGN PATENT DOCUMENTS

EP 1673992 6/2006

* cited by examiner

Primary Examiner — Barbara Fox

Assistant Examiner — Jennifer L Rempfer

(57) **CLAIM**

I claim the ornamental design for the brassiere with built-in pocket, as shown and described.

DESCRIPTION

FIG. 1 is a front view of the brassiere with built-in pocket.

FIG. 2 is a rear view of the claimed design.

FIG. 3 is a left side view of the claimed design.

FIG. 4 is a top view of the claimed design.

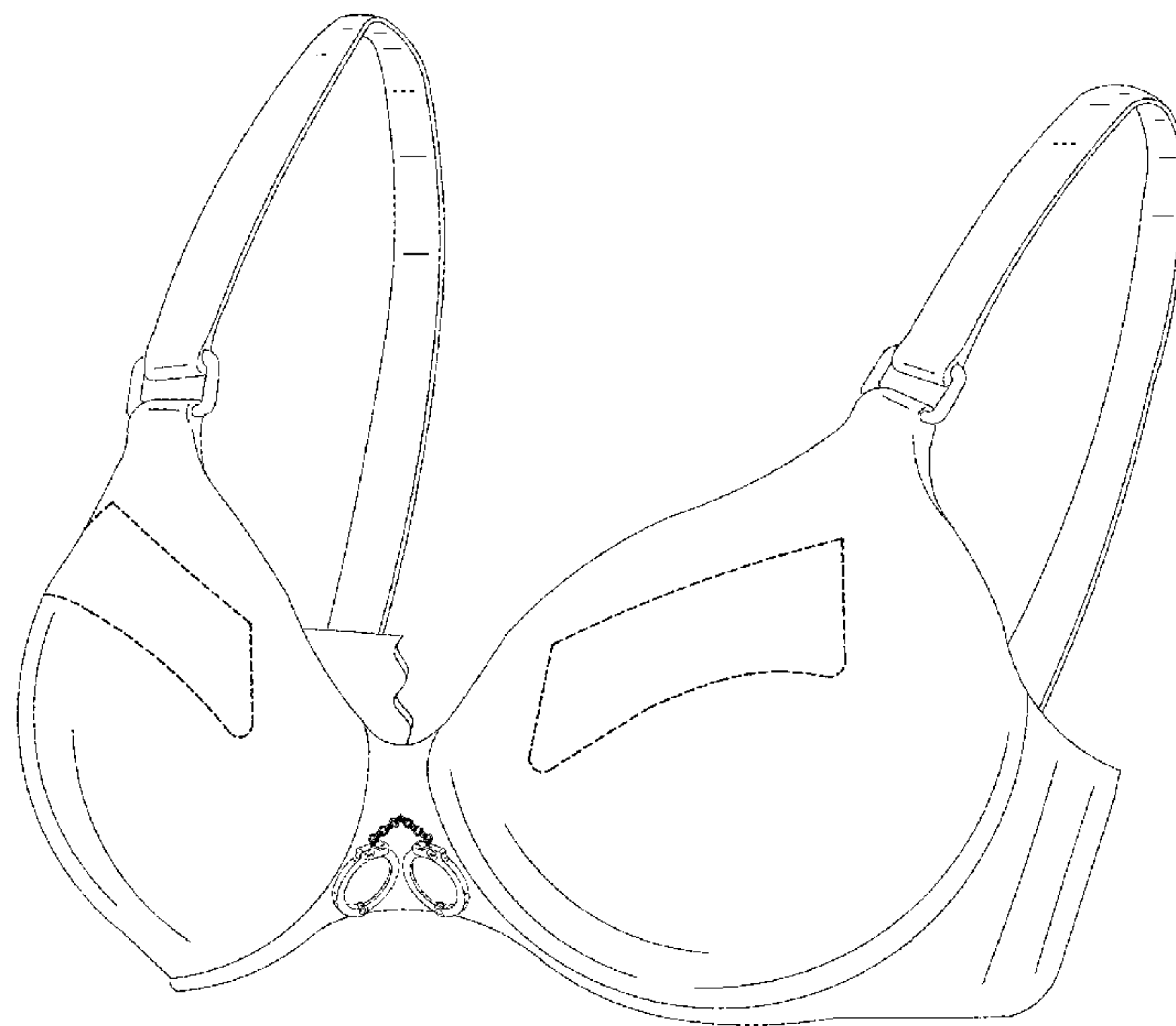
FIG. 5 is a bottom view of the claimed design; and,

FIG. 6 is a perspective view of the claimed design.

The brassiere with built-in pocket is shown with a break in the middle of the rear section of the brassiere chest strap. The portions of the design not shown form no part of the claimed design.

The broken lines of FIGS. 1, 3, 4, and 6 represent stitching, and are part of the claimed design.

1 Claim, 6 Drawing Sheets



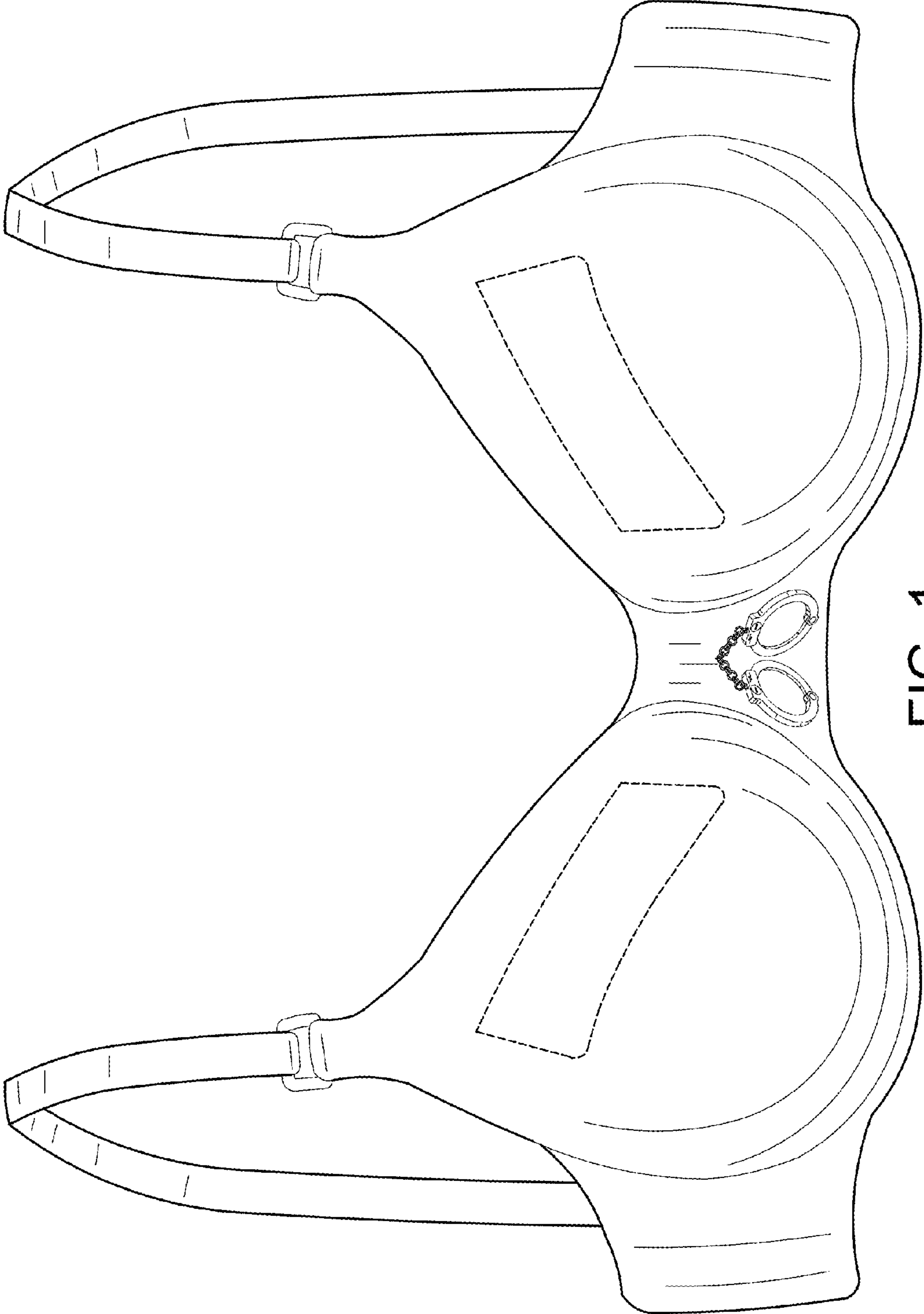


FIG. 1

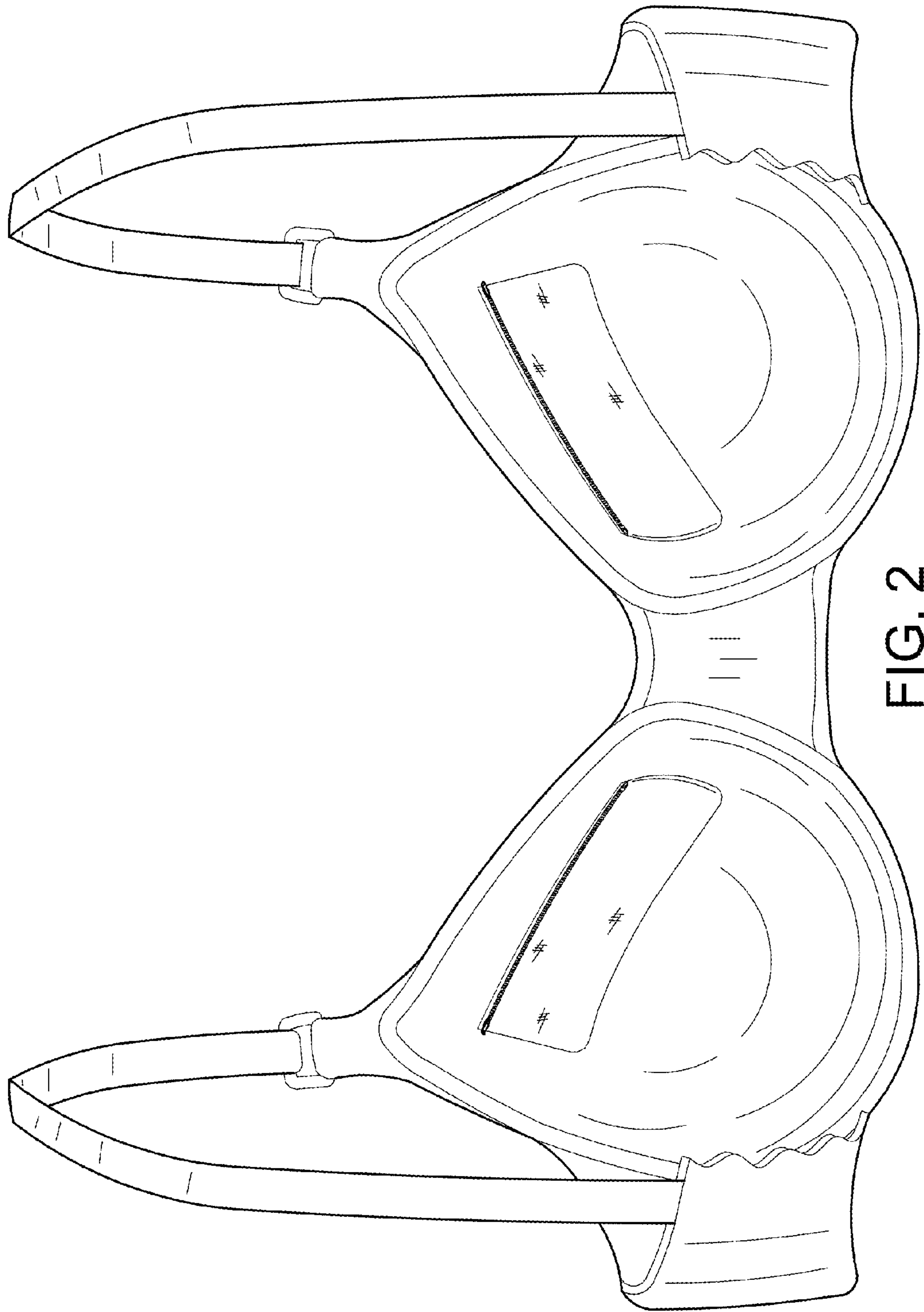


FIG. 2

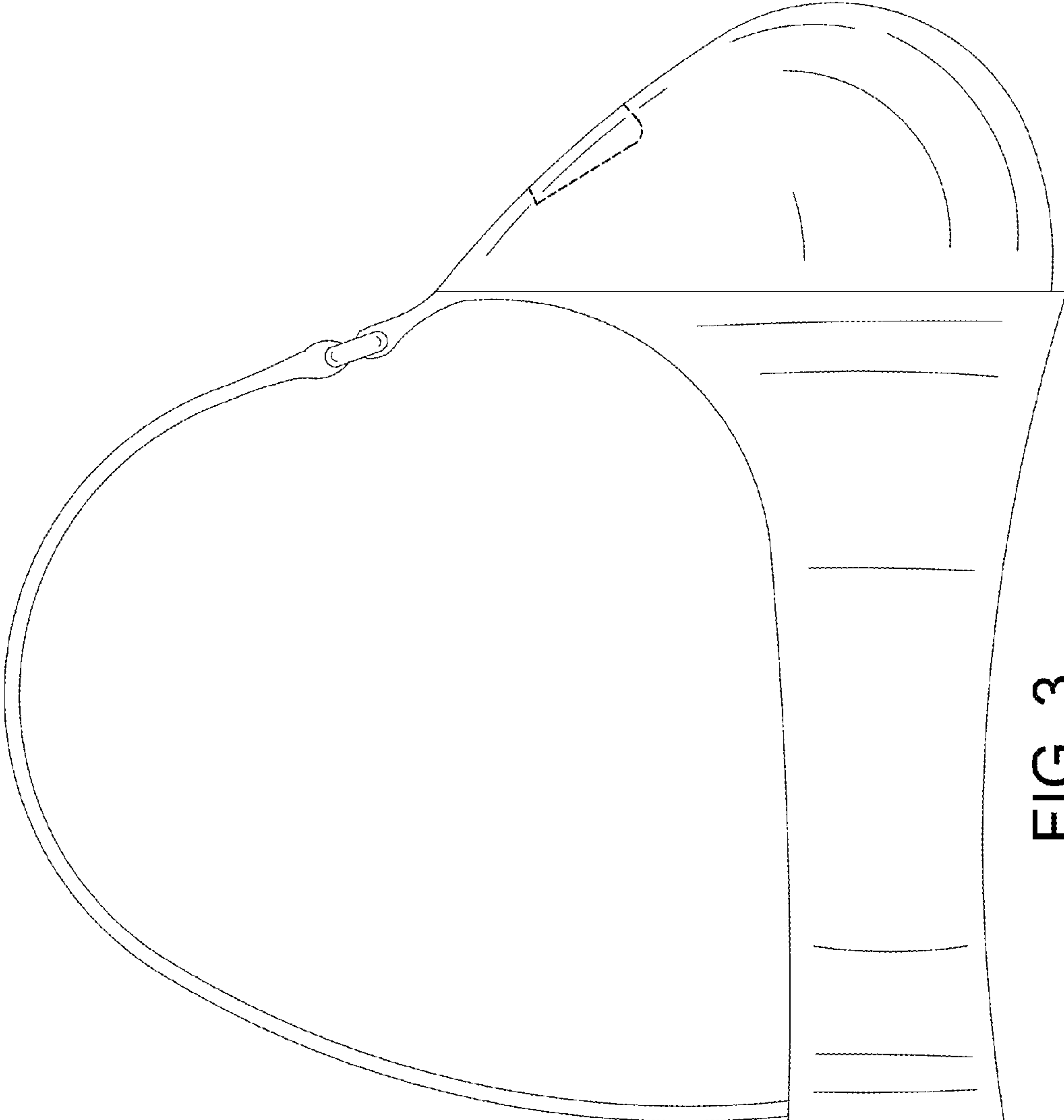


FIG. 3

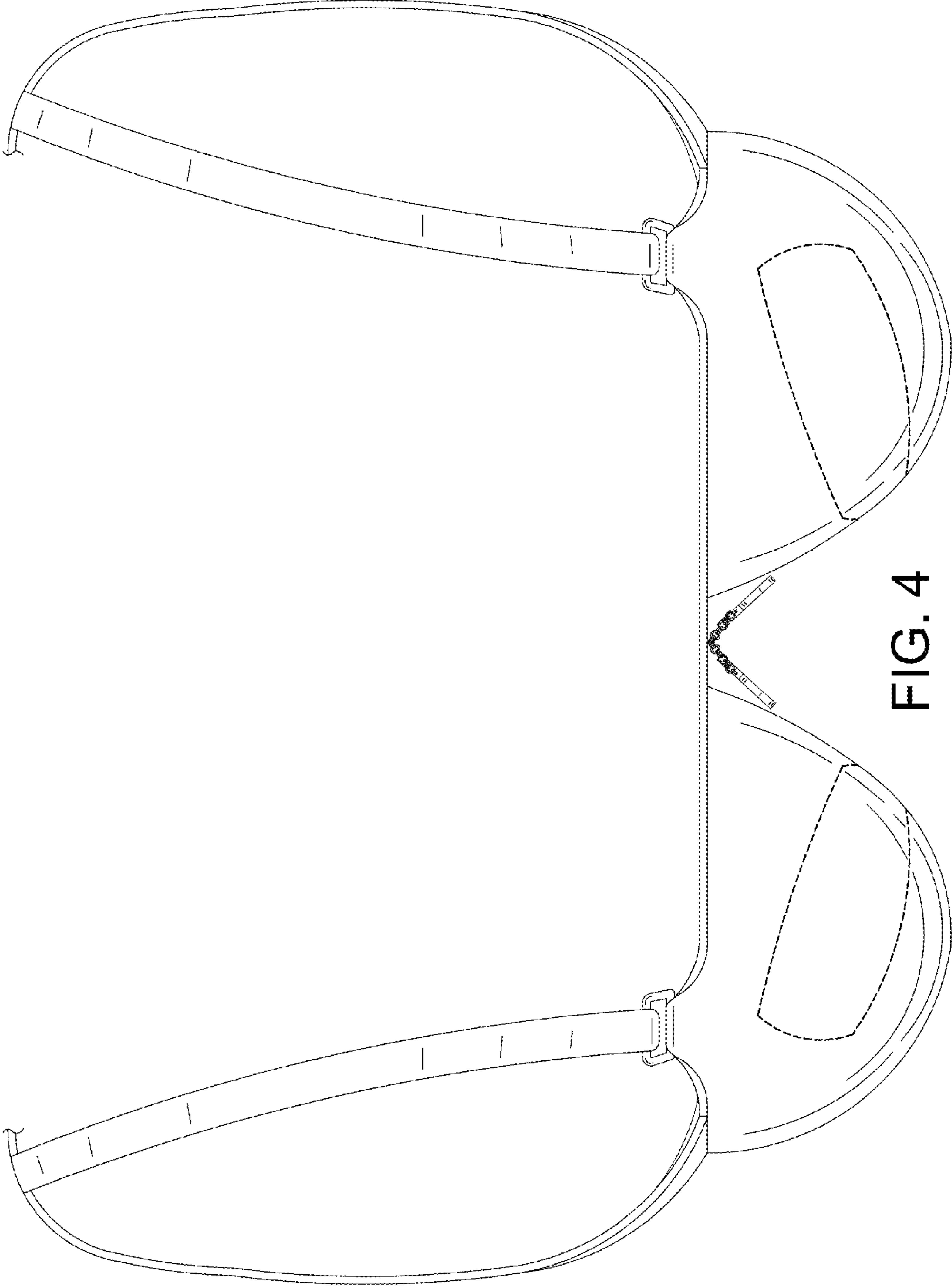


FIG. 4

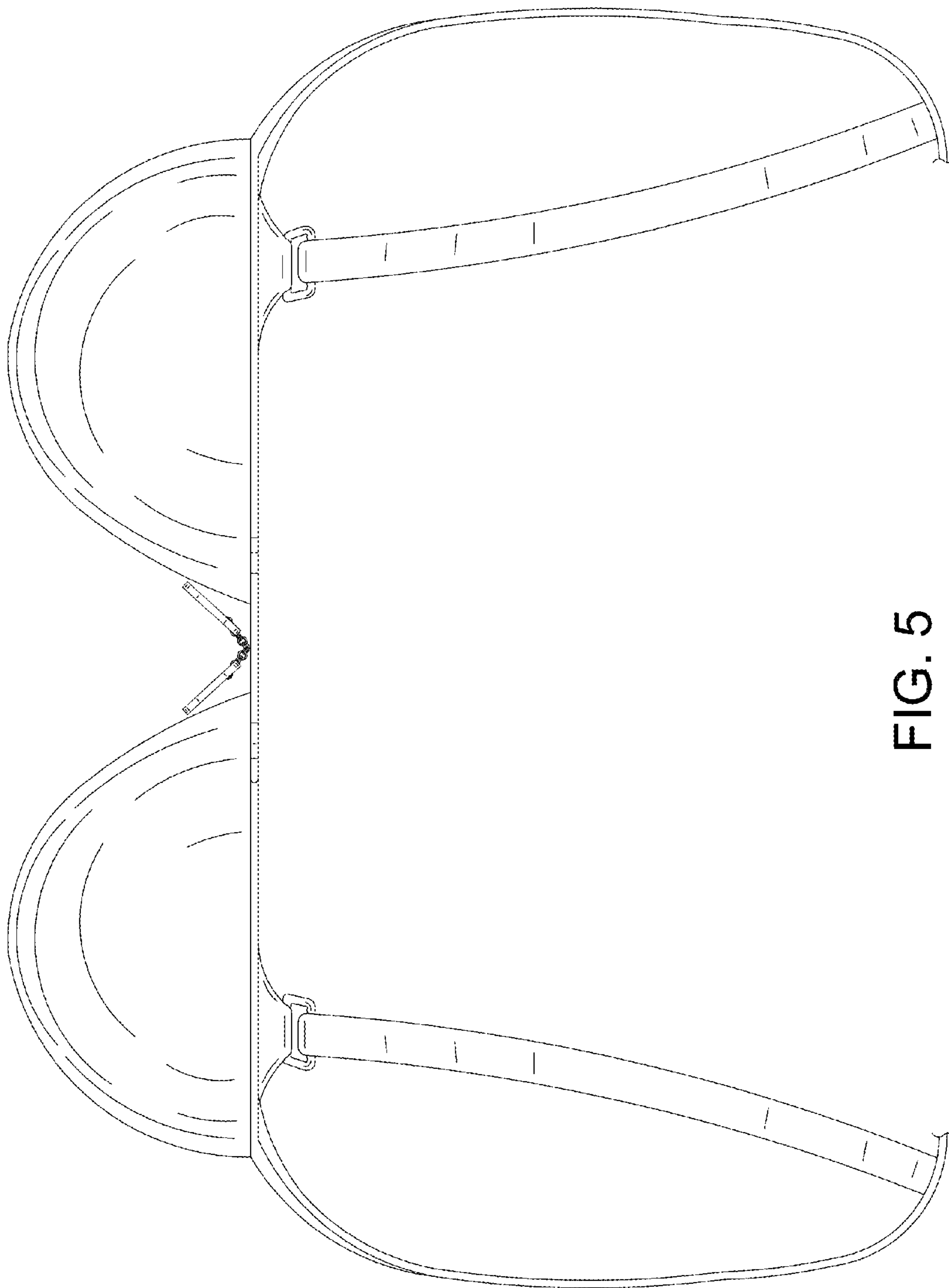


FIG. 5

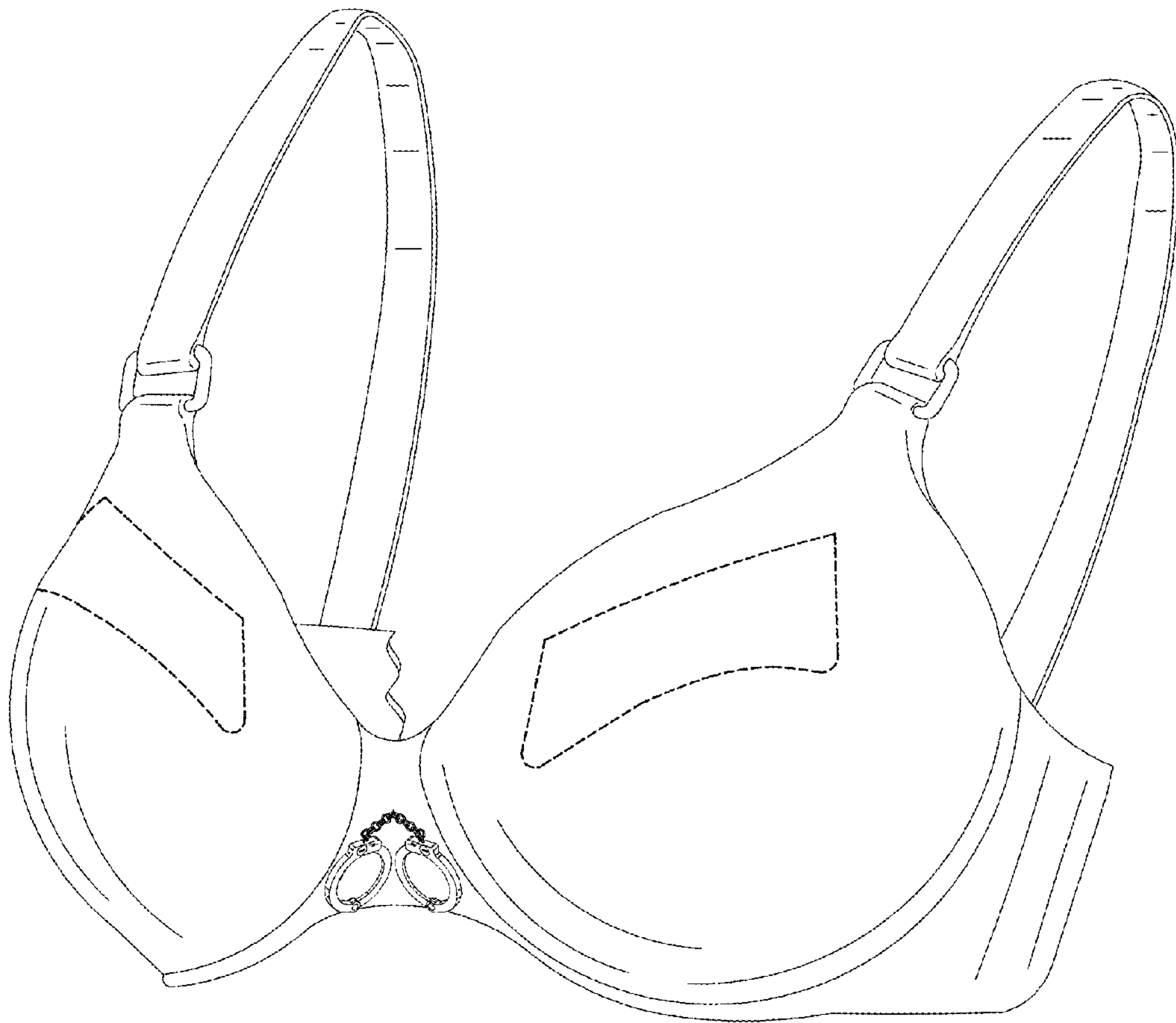


FIG. 6