



US00D745241S

(12) **United States Design Patent**
Doerr

(10) **Patent No.:** **US D745,241 S**
(45) **Date of Patent:** **** Dec. 15, 2015**

(54) **DENTAL BONE PRODUCT**

(71) Applicant: **Redbarn Pet Products, Inc.**, Long Beach, CA (US)

(72) Inventor: **Steven B. Doerr**, Topeka, KS (US)

(73) Assignee: **Redbarn Pet Products, Inc.**, Long Beach, CA (US)

(**) Term: **14 Years**

(21) Appl. No.: **29/503,291**

(22) Filed: **Sep. 24, 2014**

(51) **LOC (10) Cl.** **01-01**

(52) **U.S. Cl.**
USPC **D1/106**

(58) **Field of Classification Search**
USPC D1/100-130, 199; 426/92, 94, 95, 99, 426/101, 138, 139, 143, 275, 282; 249/55, 249/92; D32/40, 43; D30/160; 119/709, 119/710; D21/405; D4/104-106, 136
See application file for complete search history.

(56) **References Cited**

U.S. PATENT DOCUMENTS

D383,307 S *	9/1997	Klein	D24/194
D529,667 S *	10/2006	Axelrod	D30/160
D530,481 S *	10/2006	Koenig	D1/125
D531,365 S *	10/2006	Axelrod	D30/160
D584,476 S *	1/2009	Caudill	D1/125
D584,477 S *	1/2009	Caudill	D1/125
D587,428 S *	3/2009	Torney	D1/106
7,497,189 B2 *	3/2009	Torney	A01K 15/026

				119/709
D603,127 S *	11/2009	Townsend	D1/106
D635,326 S *	4/2011	Freije	D1/106
D638,606 S *	5/2011	Freije	D1/106
D672,149 S *	12/2012	Stabila	D4/108
D684,746 S *	6/2013	Pang	D1/106

OTHER PUBLICATIONS

Rasmussen, Erik. "Candy Toothbrushes." Flickr. Jan. 12, 2009. Web. Sep. 26, 2015. <<https://www.flickr.com/photos/erikrasmussen/3191777878>>.*

* cited by examiner

Primary Examiner — Deanna L Pratt

Assistant Examiner — Katie Mroczka

(74) *Attorney, Agent, or Firm* — Sunit Talapatra; Foley & Lardner LLP

(57) **CLAIM**

We claim the ornamental design for a dental bone product, as shown and described.

DESCRIPTION

FIG. 1 is a perspective view of a dental bone product of the claimed design.

FIG. 2 is a side view of the claimed design of FIG. 1;

FIG. 3 is a front view of the claimed design of FIG. 1;

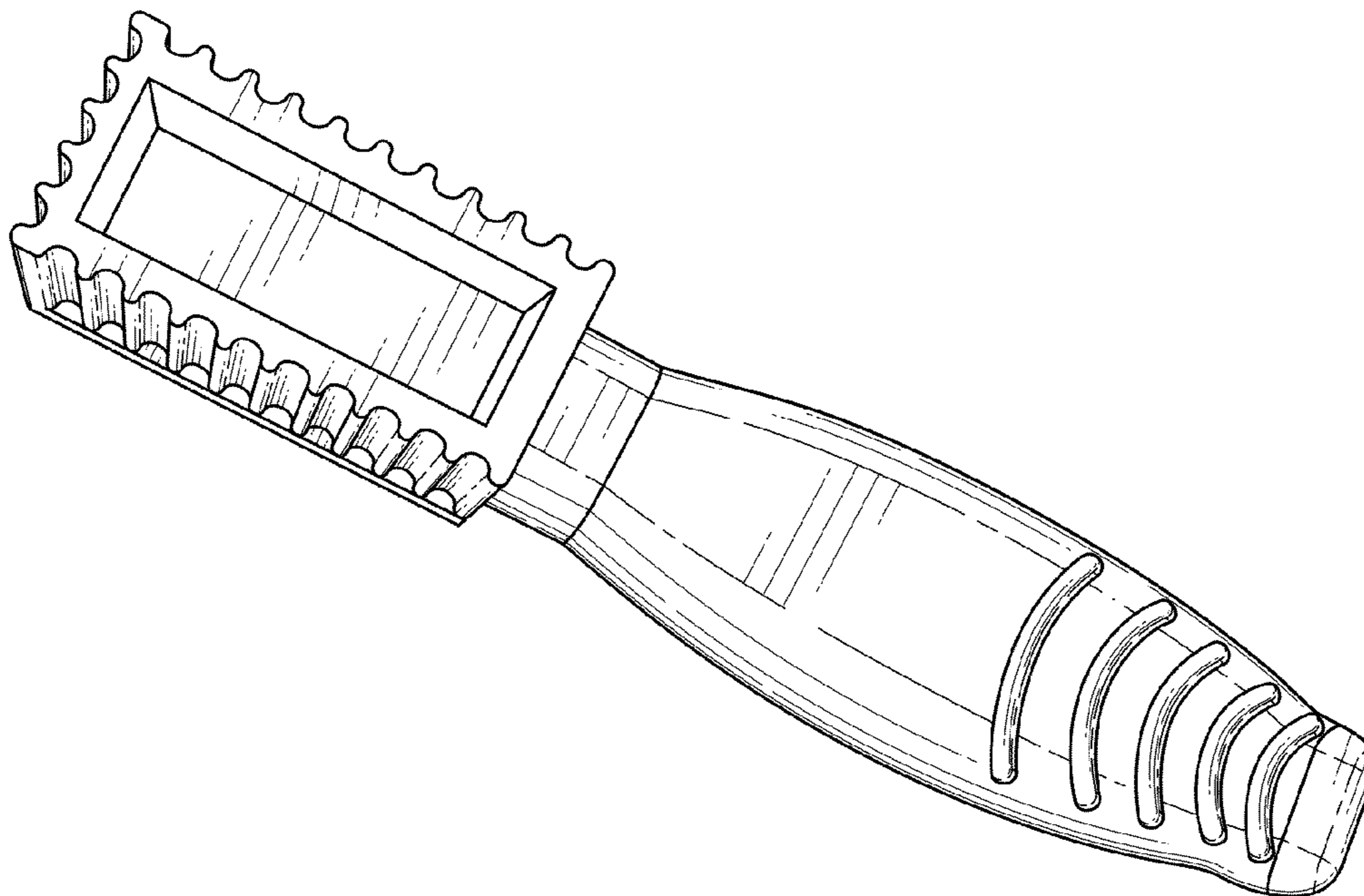
FIG. 4 is a back view of the claimed design of FIG. 1;

FIG. 5 is a top view of the claimed design of FIG. 1; and,

FIG. 6 is a bottom view of the claimed design of FIG. 1.

The ornamental design which is claimed is shown in the figures. The ornamental design which is claimed is shown in solid lines in the drawings.

1 Claim, 2 Drawing Sheets



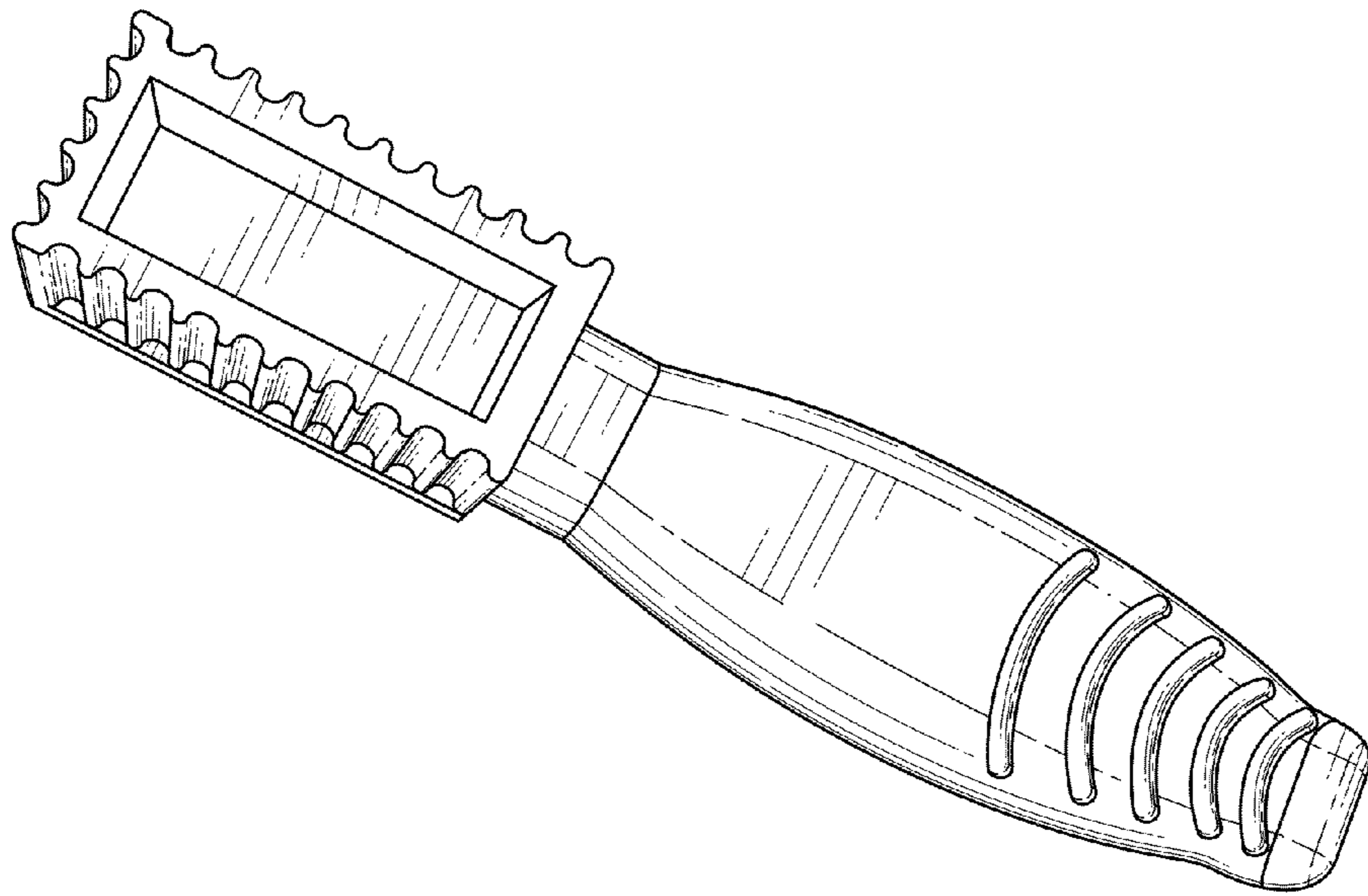


FIG. 1

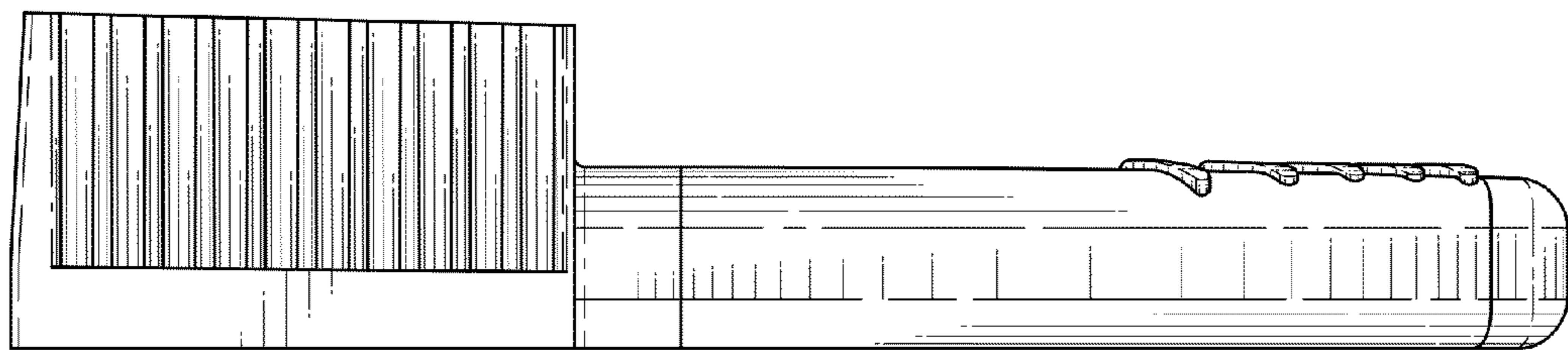


FIG. 2

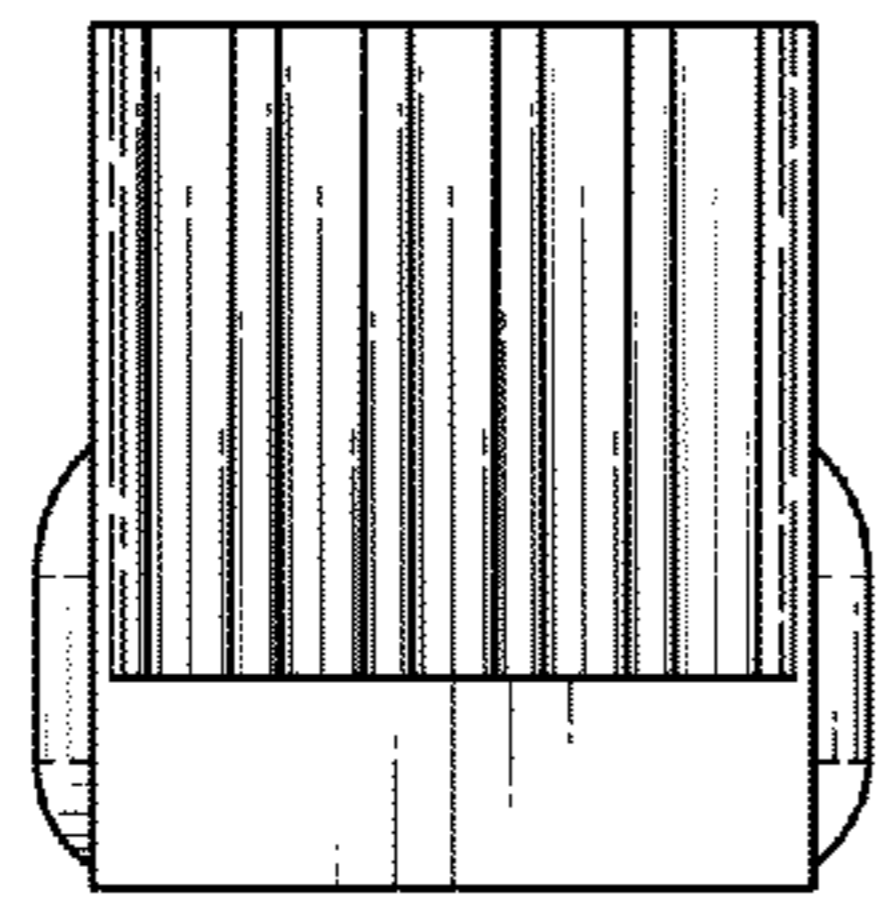


FIG. 3

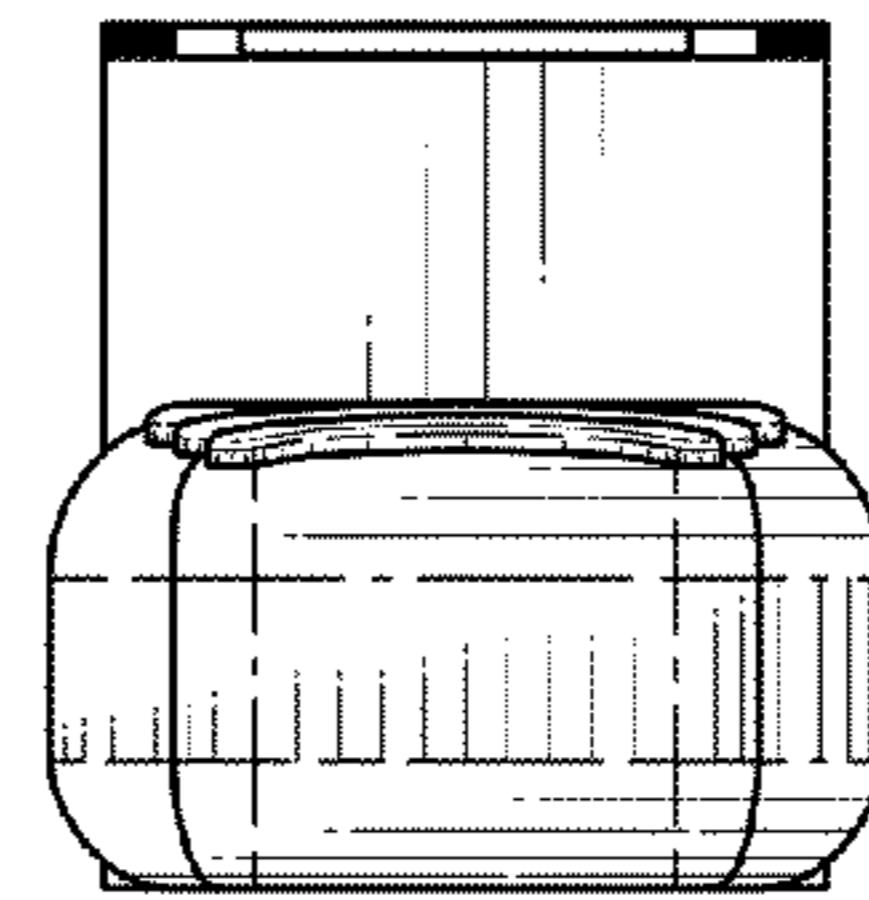


FIG. 4

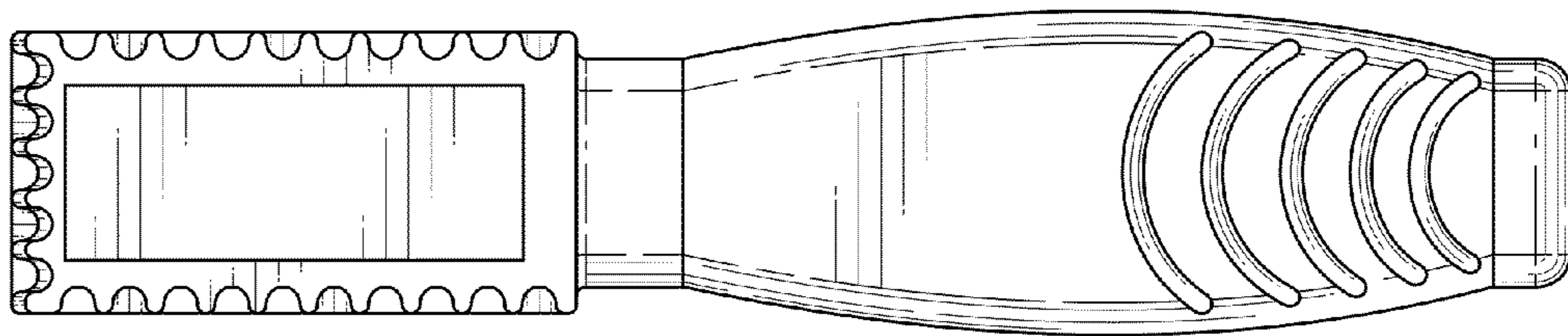


FIG. 5

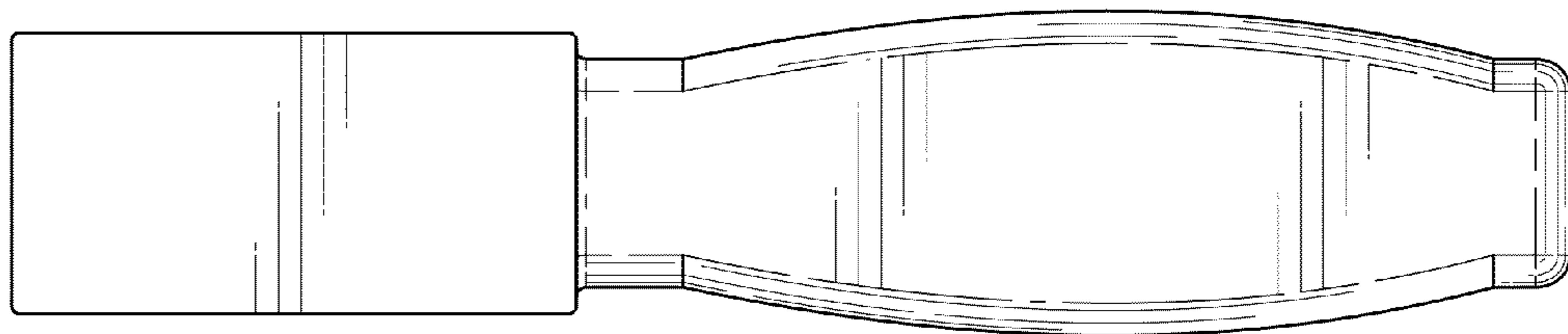


FIG. 6