



US00D745231S

(12) **United States Design Patent**  
**Niedzwecki**

(10) **Patent No.:** **US D745,231 S**  
(45) **Date of Patent:** **\*\* Dec. 8, 2015**

(54) **HAND CARRIABLE VACUUM CLEANER**

(71) Applicant: **SharkNinja Operating LLC**, Newton, MA (US)

(72) Inventor: **Scott Niedzwecki**, East Walpole, MA (US)

(73) Assignee: **Euro-Pro Operating LLC**, Newton, MA (US)

(\*\*) Term: **14 Years**

(21) Appl. No.: **29/496,846**

(22) Filed: **Jul. 17, 2014**

(51) **LOC (10) Cl.** ..... **15-05**

(52) **U.S. Cl.**  
USPC ..... **D32/18**

(58) **Field of Classification Search**  
USPC ..... D32/17-18, 31, 34, 15-16, 1, 22;  
D30/158  
CPC ..... A47L 5/24; A47L 5/362; A47L 15/28;  
A47L 9/325; A47L 9/2857; A47L 9/1427;  
A47L 15/14; B26B 19/44; B60S 3/002;  
F28G 3/166  
See application file for complete search history.

(56) **References Cited**

**U.S. PATENT DOCUMENTS**

D290,894 S *	7/1987	Miyamoto et al.	.....	D32/22
D298,875 S *	12/1988	Nakamura	.....	D32/18
D303,170 S *	8/1989	Hirano	.....	D32/18
D303,173 S *	8/1989	Miyamoto et al.	.....	D32/22
D348,548 S *	7/1994	Pino	.....	D32/18
6,101,669 A	8/2000	Martin et al.		
D541,495 S *	4/2007	DiPasquale et al.	.....	D32/18
D555,848 S *	11/2007	DiPasquale et al.	.....	D32/18
D577,163 S	9/2008	Dyson et al.		

D581,609 S	11/2008	Conrad et al.		
D585,608 S	1/2009	Conrad et al.		
7,931,716 B2	4/2011	Oakham		
8,146,201 B2	4/2012	Conrad		
D668,010 S *	9/2012	Stickney et al.	.....	D32/18
D668,823 S	10/2012	Stickney et al.		
8,689,395 B2	4/2014	Conrad		
2008/0216282 A1 *	9/2008	Conrad	.....	15/352
2010/0050368 A1 *	3/2010	Curien	.....	15/320
2010/0229328 A1	9/2010	Conrad		
2013/0276258 A1 *	10/2013	Amann	.....	15/329
2014/0234130 A1 *	8/2014	Yamaoka et al.	.....	417/234
2014/0237760 A1 *	8/2014	Conrad	.....	15/344

\* cited by examiner

*Primary Examiner* — Ruth McInroy

(74) *Attorney, Agent, or Firm* — Ntellect Law, P.C.

(57) **CLAIM**

I claim the ornamental design for a hand carryable vacuum cleaner, as shown and described.

**DESCRIPTION**

FIG. 1 is a perspective view from the front and one side of the hand carryable vacuum cleaner;

FIG. 2 is a perspective view from the rear and the other side of the hand carryable vacuum cleaner of FIG. 1;

FIG. 3 is an elevational view of one side of the hand carryable vacuum cleaner of FIG. 1;

FIG. 4 is an elevational view of the other side of the hand carryable vacuum cleaner of FIG. 1;

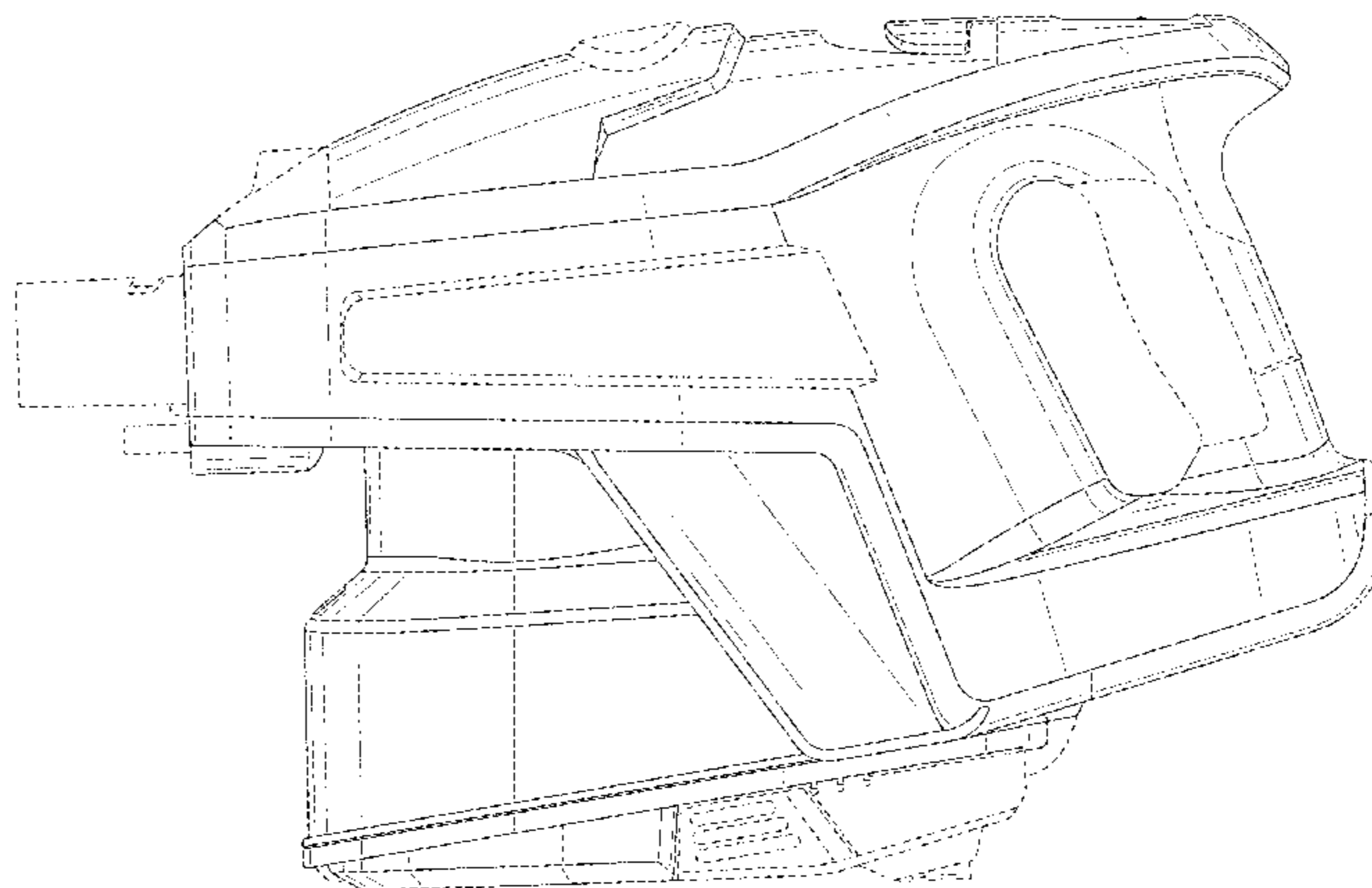
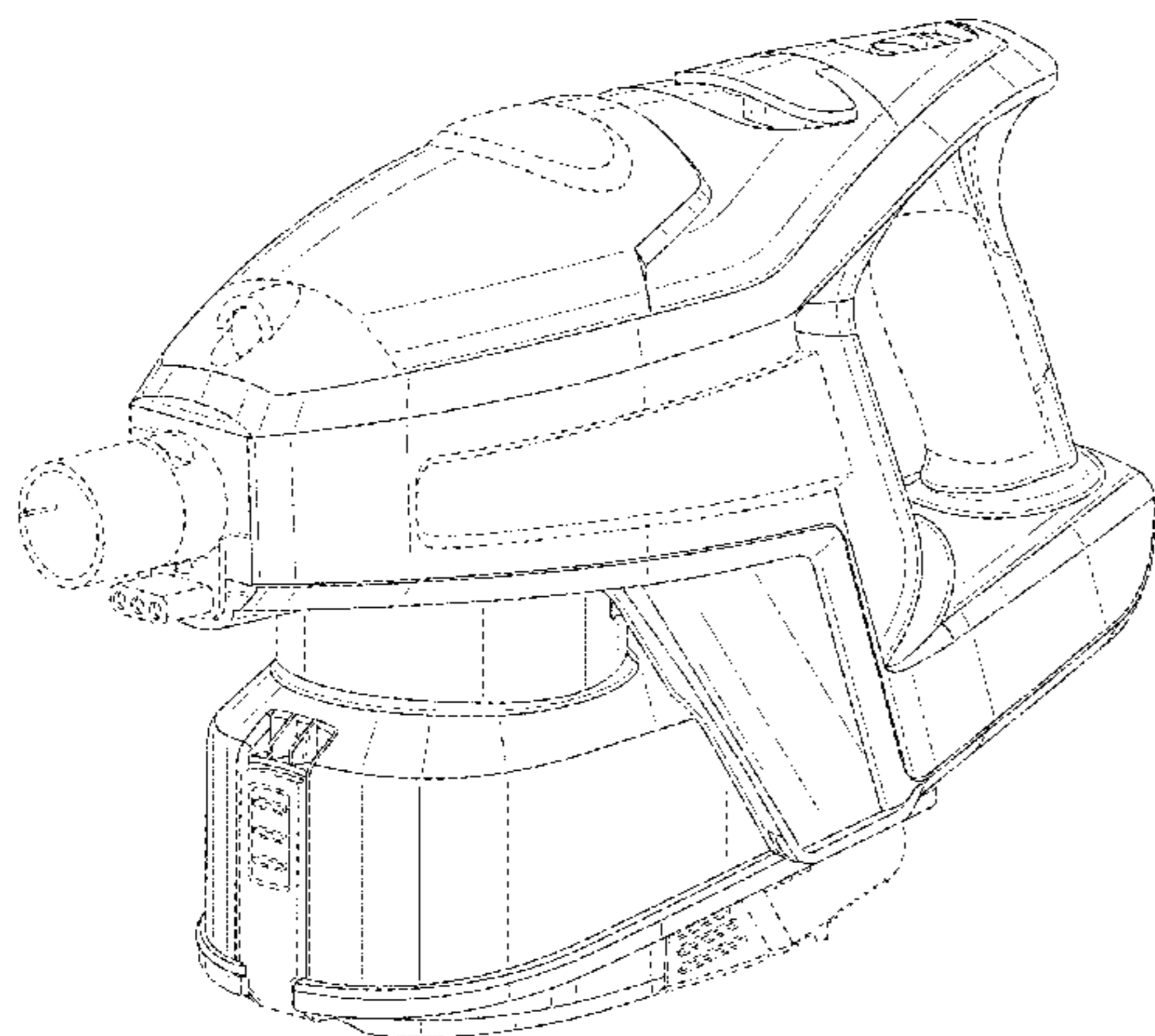
FIG. 5 is a front elevational view of the hand carryable vacuum cleaner of FIG. 1;

FIG. 6 is a rear elevational view of the hand carryable vacuum cleaner of FIG. 1; and,

FIG. 7 is a top plan view of the hand carryable vacuum cleaner of FIG. 1.

The parts in stippled outline do not form part of the design.

**1 Claim, 7 Drawing Sheets**



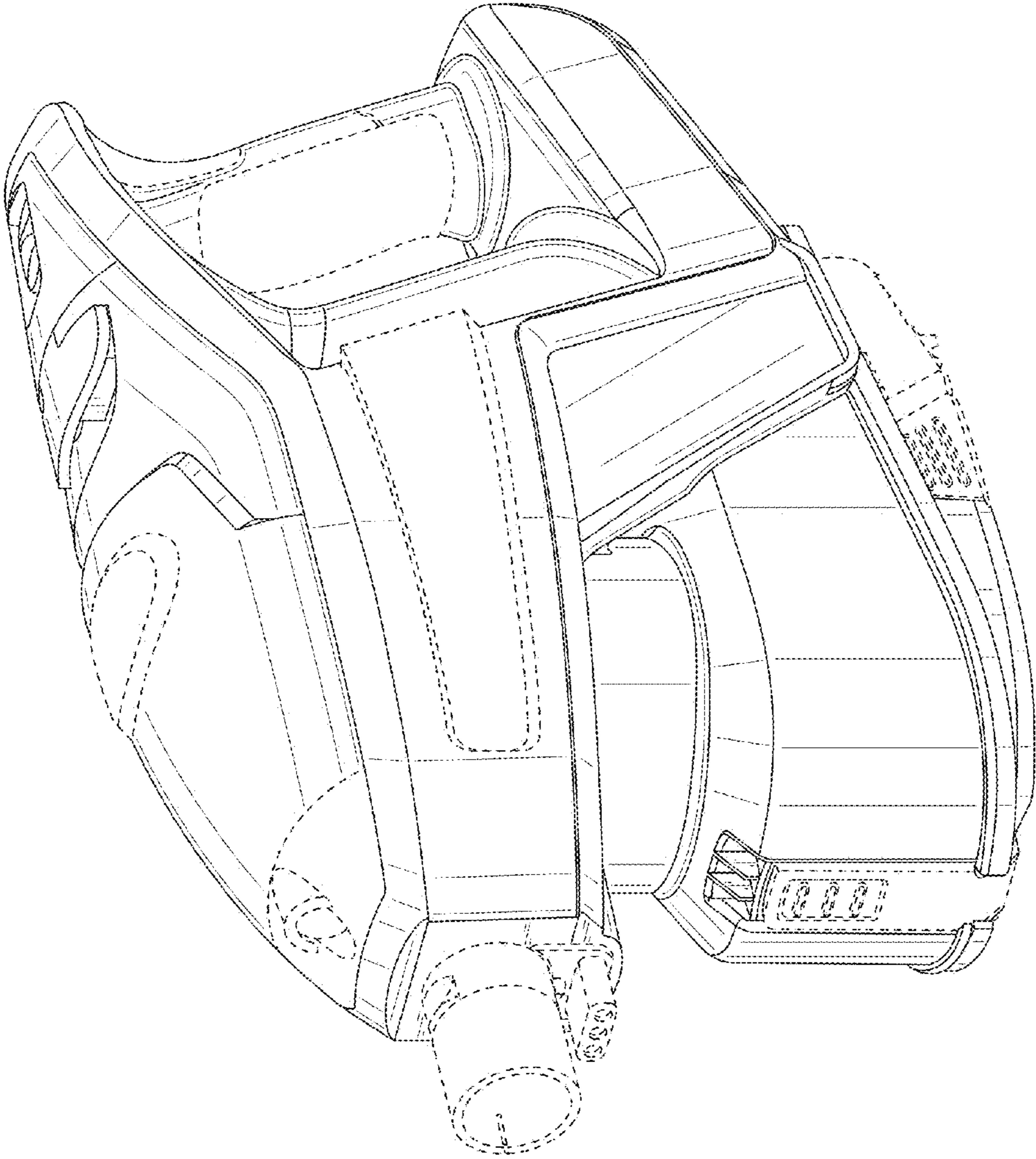


FIG. 1

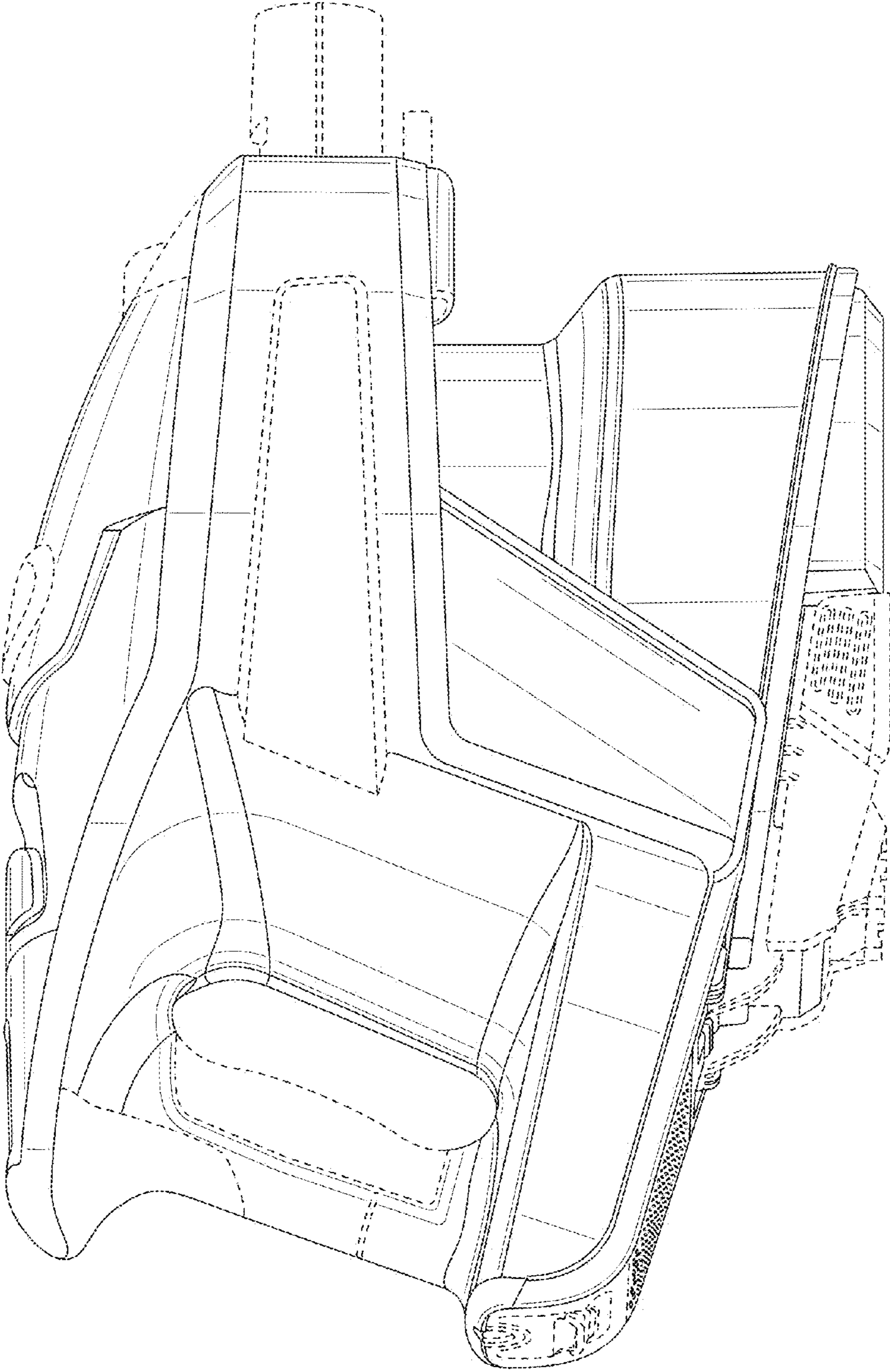


FIG. 2

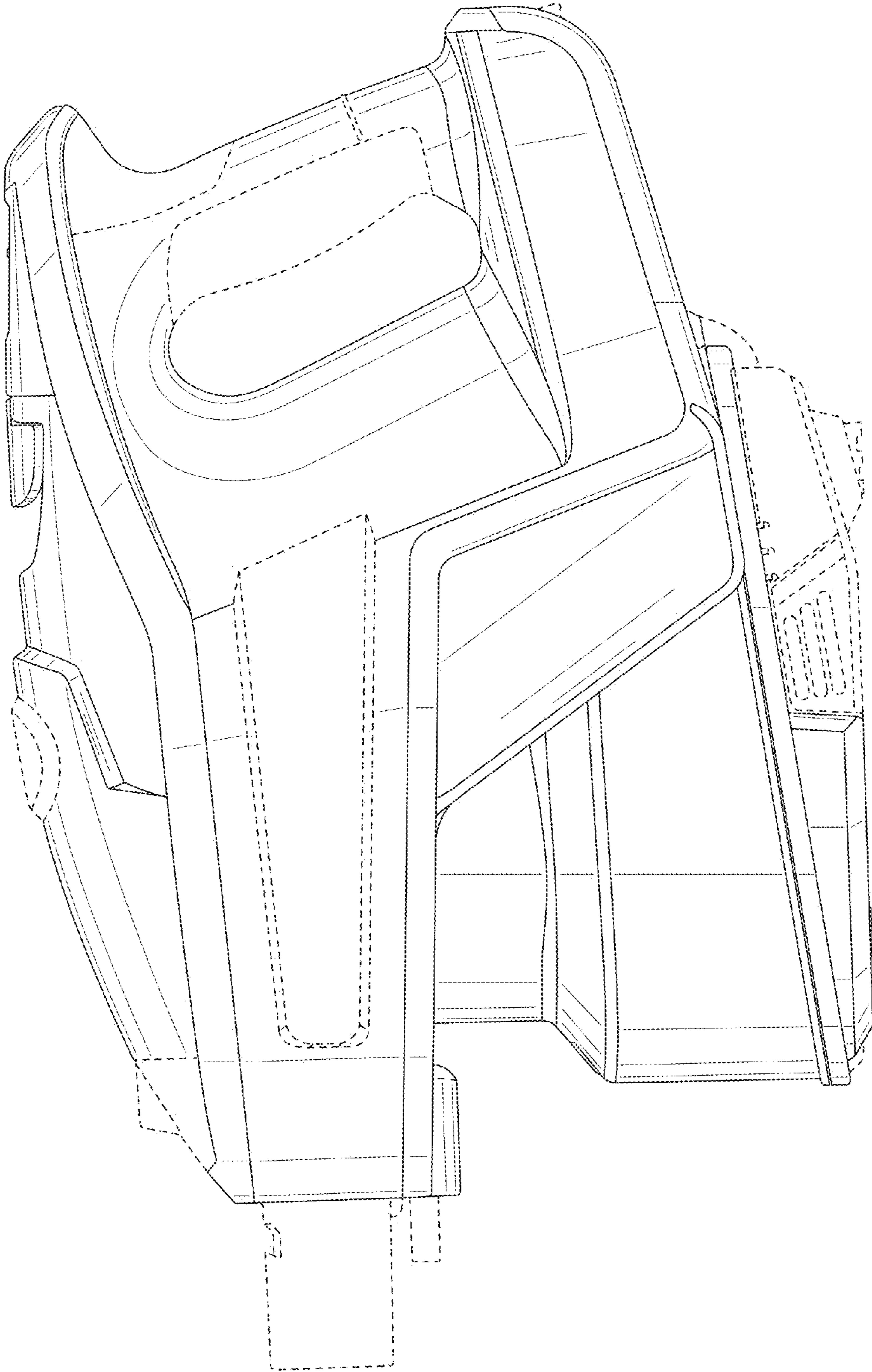


FIG. 3

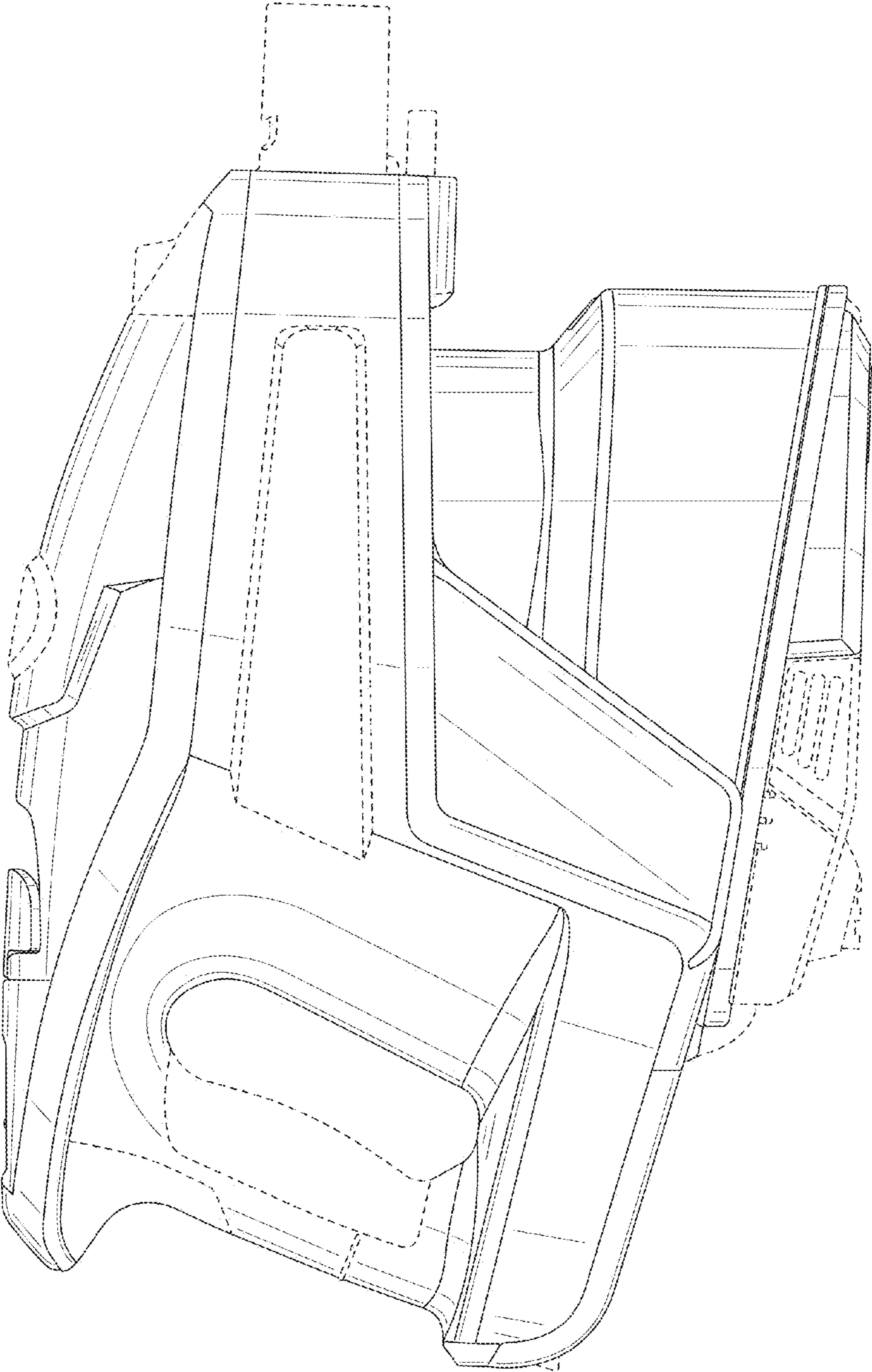


FIG. 4

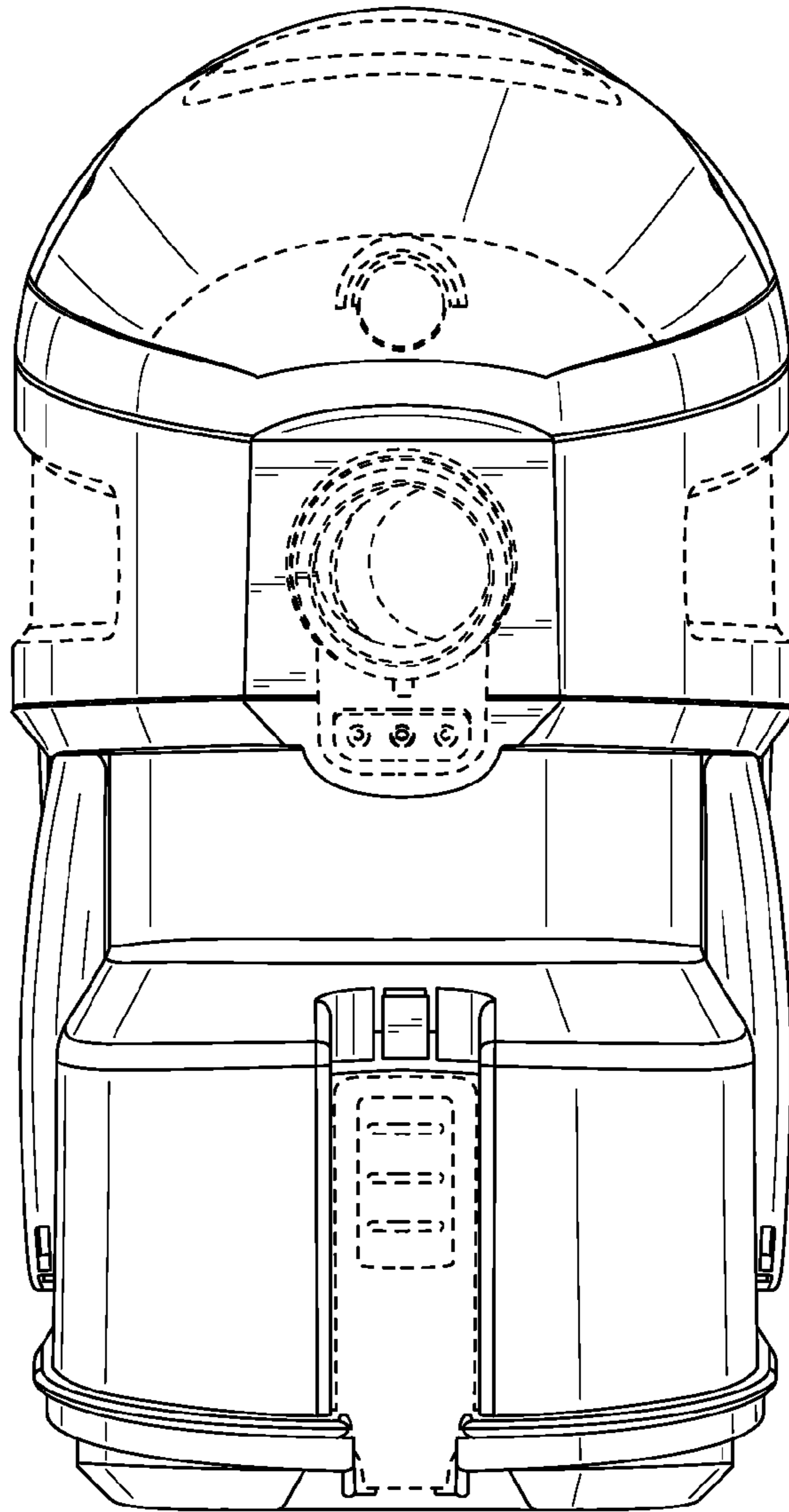


FIG. 5




FIG. 6

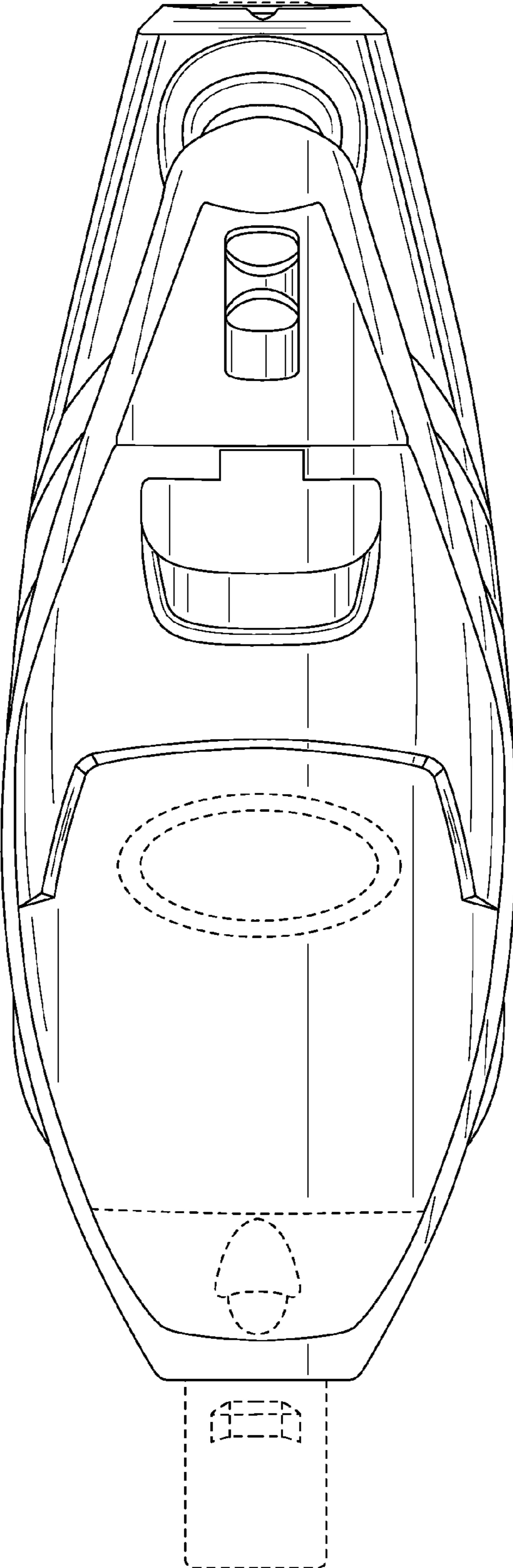


FIG. 7